

Урок английского
языка
в 5-м классе
по теме "Семья"



Ярославцева Светлана
Александровна, учитель
английского языка
МОАУ «СОШ №52»
г. Орск.



Организационный момент





Фонетическая зарядка



Let's read the poem "I love my Mummy"

1, 1, 1 – I love the sun.

2, 2, 2 – I love my Mummy too!


3, 3, 3 – My Mummy loves me.

4, 4, 4 – I love her more and more.

I count from 1 – I love the sun.

I count to four – I love my Mummy more!





□ DO YOU KNOW
RELATIVES
WELL?



Relatives

- An aunt-тётя
- An uncle-дядя
- A cousin-двоюродный брат или сестра
- A nephew-племянник
- A niece-племянница
- Relative-родственник



Определение темы и задач урока





| G | R | A | N | D | | A | T | H | E | R |
|---|---|---|---|---|---|---|---|---|---|---|
| | | | | | ? | U | N | T | | |
| | | | | | ? | O | T | H | E | R |
| | | | | S | ? | S | T | E | R | |
| | | U | N | C | ? | E | | | | |
| | | | | | Y | | | | | |

| G | R | A | N | D | F | A | T | H | E | R |
|---|---|---|---|---|---|---|---|---|---|---|
| | | | | | A | U | N | T | | |
| | | | | | M | O | T | H | E | R |
| | | | | S | I | S | T | E | R | |
| | | U | N | C | L | E | | | | |
| | | | | | Y | | | | | |

Today we are going to talk about “Family”





Today at the lesson we will

- learn and revise the words and phrases, questions and answers
- read the texts about the family
- do logical task
- write a running dictation.
- compare the dialogue

□ **Any more ideas?**

Unscramble the words! Буквы в словах перепутаны местами. Поставьте их в правильном порядке.

NTAU

CLEUN

ONS

BYBA

FTEAHR

MGORND AERTH

NWEPHE

ECENI

DATHUREG



RSTISE







Work in small groups and find the odd-one-out



- Mother/ brother/ father / niece
- Son/ cousin /father/ daughter
- Grandfather/grandmother/nephew/
mother
- Best friend / twin-brother /grandson/
uncle





□ Mother/
brother/ father /
niece





□ Mother/
brother/ father /
niece





□ son/ cousin
/father/
daughter





□ son/ cousin
/father/
daughter



Grandfather/gran
dmother/nephew
/ mother



Grandfather/grandmother/nephew/ mother



□ Best friend /
twin-brother
/grandson/
uncle



□ Best friend /
twin-brother
/grandson/
uncle


Основная часть урока

- Примеры учебных ситуаций для формирования регулятивных, коммуникативных и познавательных УУД





Parts of Speech

- NOUN-существительное (n.)
 - VERB-глагол (v.)
 - ADJECTIVE-прилагательное (adj.)
 - ADVERB-наречие (adv.)
- 

Dynamic break



Translation practise



- Neznaika wants to ask questions to his British friend about his family. But he can't ask them. Let's teach him to ask questions.



Translate into English!

1) У тебя есть
семья?







□ 1. Have you got a family?

□ 2. У тебя есть
брат или
сестра?








□ 2. Have you got a
brother or a
sister?

□ 3. Как зовут твою сестру?



- 
- 
- 3. What's your sister's name?

□ 4. Сколько лет
твоей сестре?





I ♥ MY SISTER



4. How old is your sister?

□ 5. Как зовут
твоего брата?





□ 5. What's your brother's name?

□ 6. Сколько лет
твоему брату?







□ 6. How old is your brother?

□ 7. У тебя есть
двоюродный
брат?






□ 7. Have you got a
cousin?

Thank you, friends!

- 1. Have you got a family?
- 2. Have you got a brother or a sister?
- 3. What's your sister's name?
- 4. How old is your sister?
- 5. What's your brother's name?
- 6. How old is your brother?
- 7. Have you got a cousin?





Now let's help Neznaika match questions and answers.
Work in pairs! Write down your answers!

| questions | answers |
|--|-------------------------------------|
| 1. Have you got a family? | 1. I've got a brother and a sister. |
| 2. Have you got a brother or a sister? | 2. Her name's Alice. |
| 3. What's your sister's name? | 3. She is seven. |
| 4. How old is your sister? | 4. He's seventeen. |
| 5. What's your brother's name? | 5. His name is Max. |
| 6. How old is your brother? | 6. Oh, yes. I've got three cousins. |
| 7. Have you got a cousin? | 7. Yes, I've got a family. |

Check yourself

Key:

**1 - 7, 2 - 1, 3 - 2, 4 - 3, 5 - 5, 6
- 4, 7 - 6**


Neznaika thanks
you. Now he can
ask and answer
the questions





Complete and compare the dialogue by the model:

- Have you got (a sister/a brother/grandparents/parents)?
- Yes, I.....
- What is yourlike?
- He/She/They is/are.....



Self-assessment - САМООЦЕНИВАНИЕ

- Did you like the lesson?
- Понравился ли урок?
- What task did you like best?
- Что понравилось больше всего?
- What task was the most difficult?
- Какое задание было самым трудным?
- Did you help your friends?
- Помогал ли ты одноклассникам?
- Was this class well-planned?
- Хорошо ли этот урок был спланирован?
- Were you prepared well?
- Хорошо ли ты был подготовлен?

Self-assessment - САМООЦЕНИВАНИЕ

Выбирайте себе смайлик: большой - если очень хорошо потрудились на уроке, смайлик поменьше - если работали хорошо и маленький – если работали не в полную силу и могли бы работать лучше.





Подведение итогов урока.
Выставление оценок



▪ **Home task: write a diary page about your family and relatives. Use Kate's secret diary as a model.**

Page 57 Ex.9





□ Where can you
apply knowledge
that you have got
today?



Unscamble the sentence!



□ One/ one /for/ for
/all /all


□ One for all, all for one!





Thank you!

**We look forward to welcoming
you to our next school lesson!**



Best wishes!



ИСТОЧНИКИ



- УМК “Spotlight” – 5 класс авторы Ю. Е. Ваулина, Д. Дули, О. Е. Подоляко, В. Эванс, издательство Москва «Просвещение» 2013 год
- https://en.wikipedia.org/wiki/The_Simpsons
- http://en.wikipedia.org/wiki/The_Flintstones
- <http://klasnaocinka.com.ua/ru/article/sinkvein-na-urok-akh-angliiskogo-yazika.html>