

The Theme: «MY HOBBY.  
DRIVING A CAR»



# Try to explain the meaning of these PROVERBS

1. THE LONGEST WAY ABOUT IS THE SHORTEST WAY HOME.
2. LONG WAYS LONG LIES.
3. WHERE THERE'S A WILL, THERE'S THE WAY.



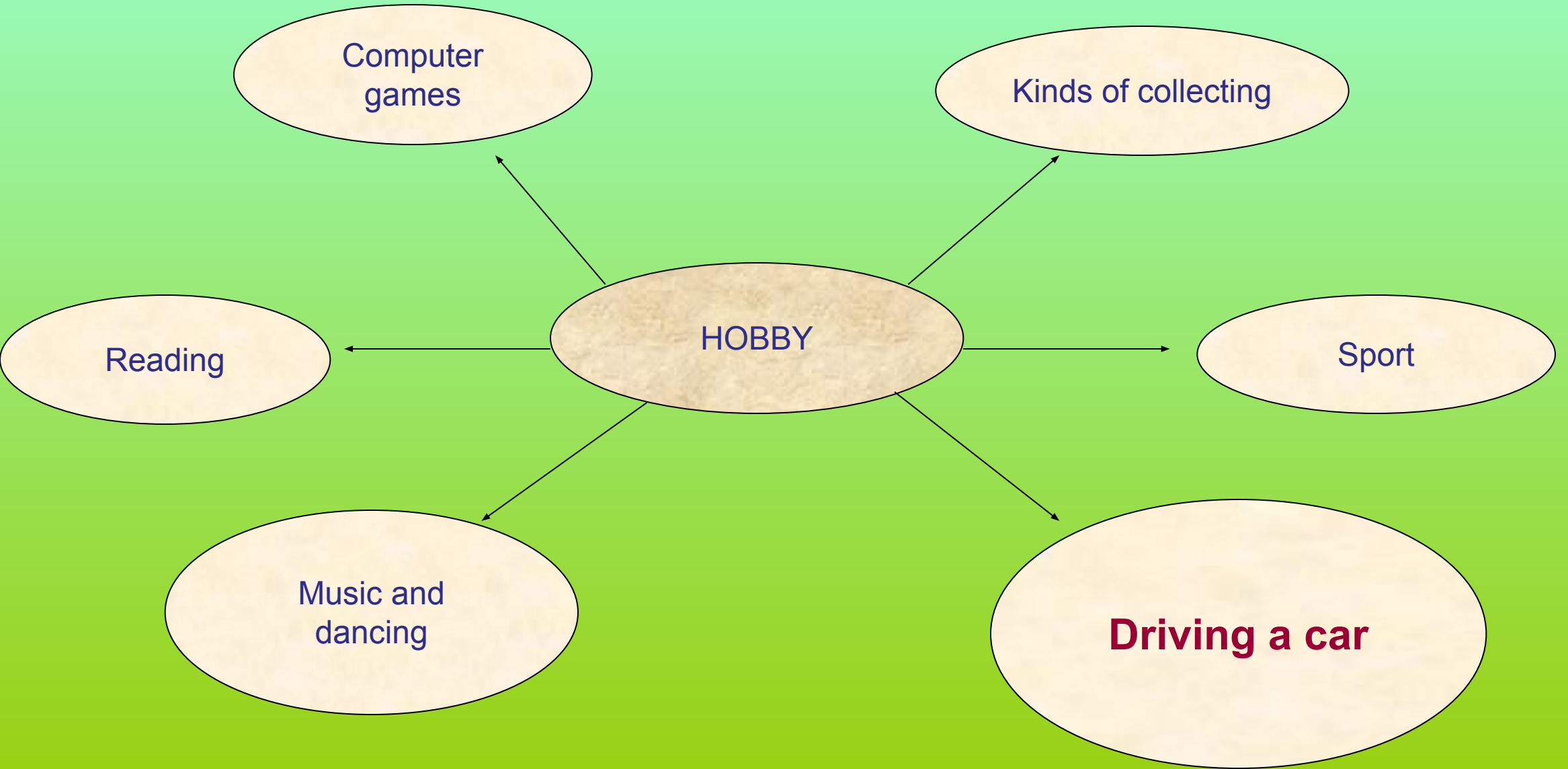
# What is a hobby?

It is what you can and like to do, when you have free time.

We choose a hobby according to our character and taste.

When we have a hobby our life becomes more interesting.

Our hobby helps us to choose our future profession.



Computer games

Kinds of collecting

Reading

HOBBY













Sport

Music and dancing

**Driving a car**



# Listen and learn the new words

clutch		[ klʌtʃ ]	сцепление
brake		[ breik ]	тормоз
accelerator		[ əkselə'reitə ]	ускоритель
gear lever		[ giə livə ]	коробка передач
Ignition		[ ig'nifən ]	зажигание
engine		[ 'endʒin ]	двигатель
overhaul the car		[ 'əuvəhol ]	провести тех.осмотр машины
charge the battery		[ tʃɑ:dʒ ]	зарядить аккумулятор
grease the car		[ gri:s ]	смазывать
the brakes are slack			тормоза не отрегулированы
adjust the brakes		[ ədʒ'ʌst ]	подтянуть тормоза
check the air in the tyres		[ taiə ]	проверить давление в шинах



# Find the right translation and check yourself

clutch  
 brake  
 accelerator  
 gear lever  
 ignition  
 engine  
 overhaul the car  
 charge the battery  
 grease the car  
 the brakes are slack -  
 в шинах  
 adjust the brakes  
 check the air in the tyres

смазывать  
 двигатель  
 коробка передач  
 ускоритель  
 зарядить аккумулятор  
 тормоз  
 провести тех.осмотр  
 машины  
 зажигание  
 сцепление  
 проверить давление  
 подтянуть тормоза  
 тормоза не  
 отрегулированы



***Find out 7 words on the topic «Driving a car»***

F	P	C	S	D	F	G	H	J	J
O	S	L	A	V	C	X	Z	L	K
G	P	U	B	R	A	K	E	Y	T
I	Q	T	V	B	N	M	Q	W	R
U	W	C	F	J	T	D	G	U	I
Y	E	H	K	A	Y	J	I	H	P
T	R	D	G	E	R	H	N	S	F
G	E	A	R	L	E	V	E	R	T
C	A	R	E	Q	B	C	X	Z	S
Q	E	I	G	N	I	T	I	O	N



# *Please, check yourself*

		C							
		L							
		U	B	R	A	K	E		
		T					N		
		C			T		G		
		H			Y		I		
					R		N		
G	E	A	R	L	E	V	E	R	
C	A	R							
		I	G	N	I	T	I	O	N



# The Present Perfect Tense

## Настоящее совершенное время

(I, you, we, they) **have**

+ III форма глагола

(he, she, it) **has**

# Open the brackets

1. He (to return) already from London.

He **has already returned** from London.

2.They (to go) just shopping.

They **have just gone** shopping.

3.My friend and I (not to play) chess yet.

My friend and I **have not played** chess yet.

4.She (to write) already a letter to his father

She **has already written** a letter to his father



## **Listen to the text and answer the questions:**

1. What is the middle pedal?
2. What position we must get the gear lever into, before switching the ignition on?
3. What is the necessary thing to do before driving a car?



Возврат к заданию



## ***Have you got these answers?***

1. The middle pedal is a foot brake.
2. First of all we make sure that the gear lever is in the neutral position.
3. We must overhaul the car.

***How clever you are!***





# Choose the right word from the box

overhaul the car, the clutch, the engine, the gear lever,  
the foot brake, let in, the neutral position, the accelerator,  
the ignition

## A Diving Lesson

Hello, friends. Do you to know how to drive the car? Come here, I'll explain everything to you. I thing it's not so difficult. Here, at my feet, are three pedals – \_\_\_\_\_ on the left, then \_\_\_\_\_ and \_\_\_\_\_ on the right. Here is \_\_\_\_\_ .

Now, I first of all make sure that the gear lever is in \_\_\_\_\_ , then I switch on \_\_\_\_\_ and press the starter. \_\_\_\_\_ begins to tick gently. I now \_\_\_\_\_ the clutch and engage first gear. Then, while gently Letting out the clutch I gradually press down the accelerator. The car starts to move forward.

May be, it's not so easy. But first of all you must \_\_\_\_\_ .



# ***You may see the right variant.***

## A Diving Lesson

Hello, friends. Do you to know how to drive the car? Come here, I'll explain everything to you. I thing it's not so difficult. Here, at my feet, are three pedals – the clutch on the left, then the foot brake and the accelerator on the right. Here is the gear lever.

Now, I first of all make sure that the gear lever is in the neutral position, then I switch on the ignition and press the starter. The engine begins to tick gently. I now let in the clutch and engage first gear. Then, while gently Letting out the clutch I gradually press down the accelerator. The car starts to move forward.

May be, it's not so ea



must overhaul the car.

# Translate the sentences

1. Я только что провел тех осмотр машины.  
I have just overhauled the car.
2. Он уже проверил давление в шинах.  
He has already checked the air in the tyres.
3. Мы еще не подтянули тормоза.  
We haven't adjusted the brakes yet.
4. Ты уже зарядил аккумулятор?  
Have you charged the battery yet?
5. Двигатель уже смазан.  
The engine has already greased.



## VI. Подведение итогов


You have worked very well today. I am proud of your results. You were listening comprehension, speaking and making different tasks. What new information have you learnt today? Oh, I think you will be a competitive mechanic in future.



## VII Домашнее задание

Imagine you have some problems with the car. How can you overhaul it? Try to explain it using the active vocabulary.





Возврат к заданию