

“Now We Know the ABC!”

A B C D E F G H I J K L M N O P Q R S T U V W X Y Z



Aa

is for apple



is for ball,

Bb



boat



and
bee

Cc

is for
cake,
and
candle



ca
t

Dd

is for
dog



Ee

is for

eagle and for

elephant



Ff


is for flower

and for fish



Gg

is for girl
and for
goose



Hh

is for horse
and for hedgehog




Ii is for ice,
iceberg
and ink



Jj is for jar,
jam
and jag

Kk is for
kitten



Ll is for
lamp,
lion
and leaves

Mm

is for

e

and
mushroom



is for

nest

and

nose

Nn



Oo

is for onion

and


octopus



is for pear

and

pencil



Pp

Qq

is for quill


and queen



is for rabbi

and

Rr
rose



Ss

is for
snowman
and squirrel



is for tiger
and tree

Tt



Uu

is for
umbrella



is for violin
and vase



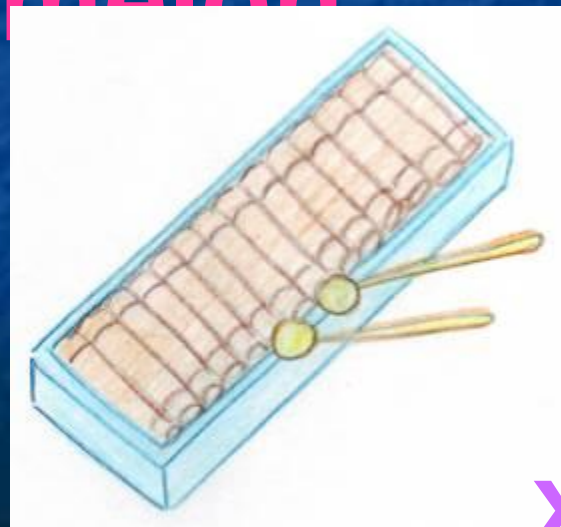
Vv

Ww

is for wolf
and
watermelon




Xx



is for
xylophone

Yy

is for
yacht



Zz


is for
zebra



*No
Field of Wonder*



--	--	--	--	--	--





r


a

b

b


i

t



Напиши недостающие буквы английского алфавита

Aa, *Bb*, *Cc*, *Dd*, *Ee*, *Ff*,
Gg, *Hh*, *Ii*, *Jj*, *Kk*, *Ll*,
Mm, *Nn*, *Oo*, *Pp*, *Qq*, *Rr*,
Ss, *Tt*, *Uu*, *Vv*, *Ww*,
Xx, *Yy*, *Zz*.



--	--	--	--	--	--	--	--





	<i>o</i>	<i>c</i>	<i>k</i>	<i>e</i>	<i>r</i>	<i>e</i>	<i>l</i>
---	-----------------	-----------------	-----------------	-----------------	-----------------	-----------------	-----------------

Соедините заглавную и строчную

буквы.

A

B

D

R

P

G

Q

J

F

K

1. g

2. p

3. r

4. j

5. k

6. a

7. d

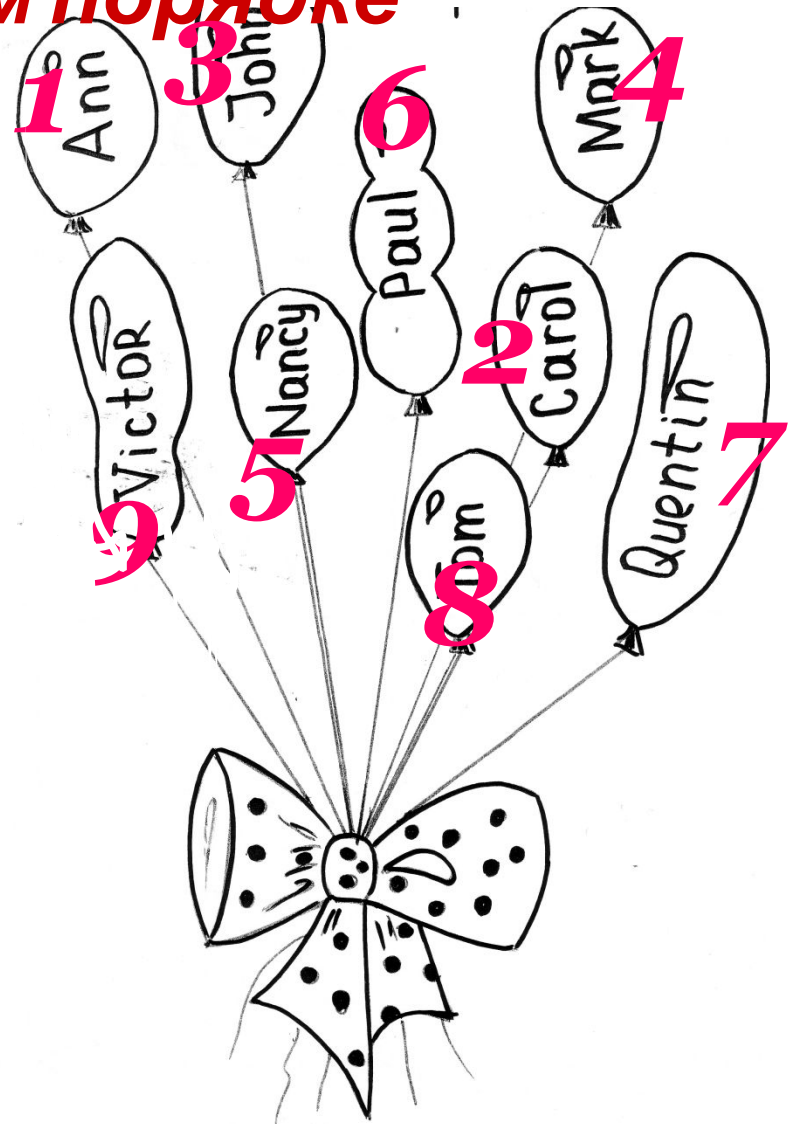
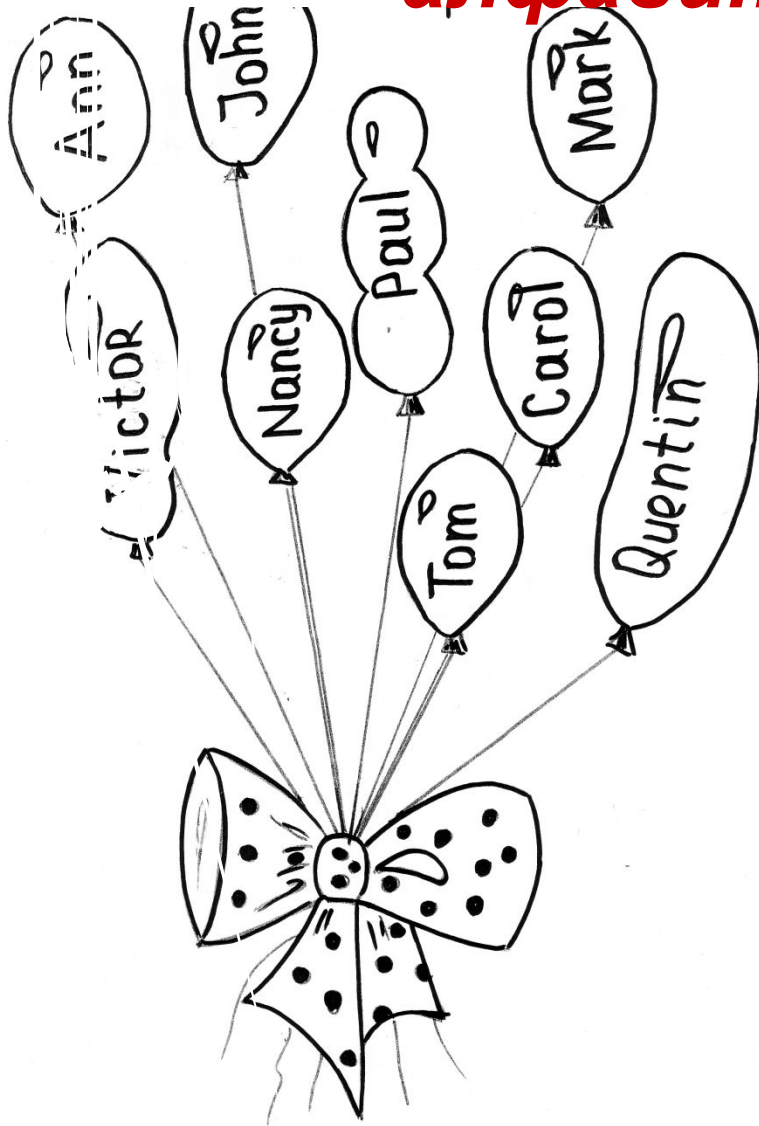
8. b


9. q

10. f



Расположи английские имена в алфавитном порядке






--	--	--	--	--







<i>m</i>	<i>o</i>	<i>u</i>	<i>s</i>	<i>e</i>
-----------------	-----------------	-----------------	-----------------	-----------------



Дорисуй картинку, соединив точки





--	--	--	--	--	--	--	--



<i>e</i>	<i>l</i>	<i>e</i>	<i>p</i>	<i>h</i>	<i>a</i>	<i>n</i>	<i>t</i>
-----------------	-----------------	-----------------	-----------------	-----------------	-----------------	-----------------	-----------------

The End

