

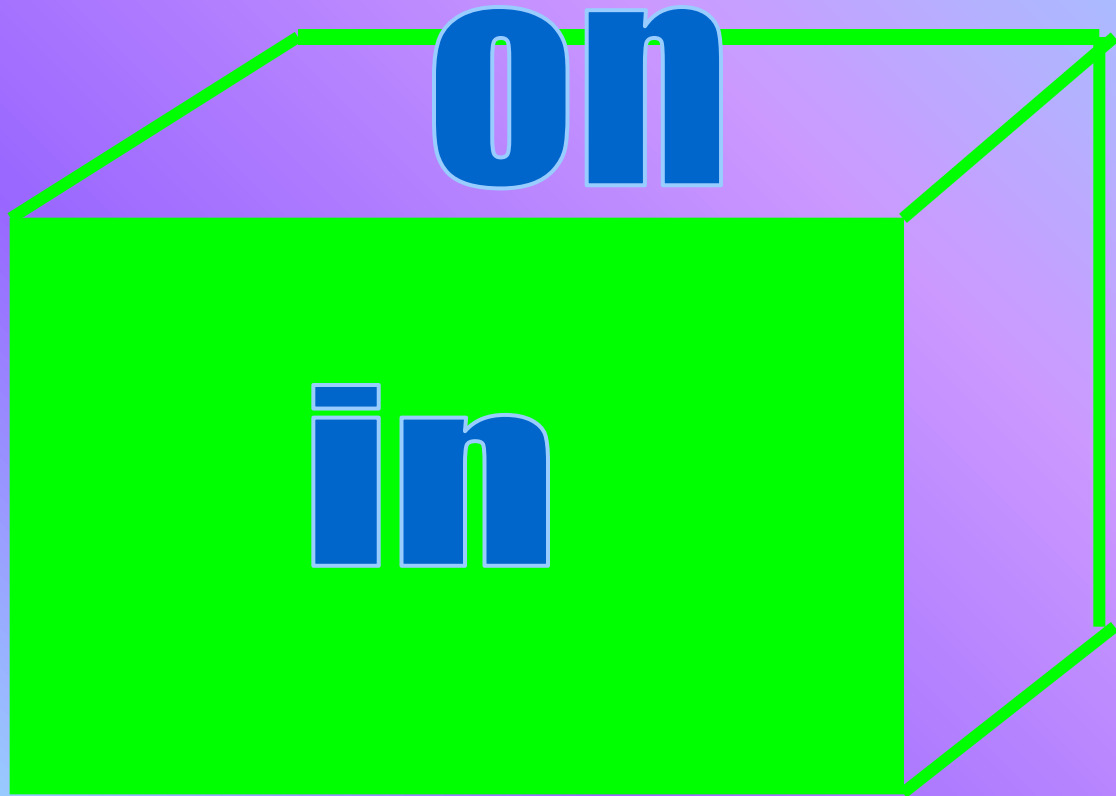


**Welcome everybody!!!**



# Theme: Prepositions of place.



# Aims of the lesson:


1. To present the new theme to the pp
2. To give some information about the prepositions of place.
3. To do consolidating exercises
4. to develop the speaking, writing and listening skills.



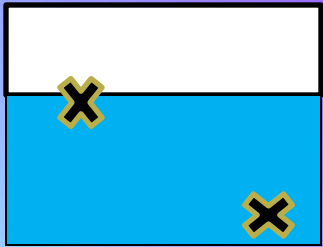
**Aids:** Organizers, slides  
and video.



a) "In" study these examples




**in** a room (building, garden,  
park, town, country).



**in** the water / **in** the sea /  
**in** a river.



**in** a row / **in** a line /  
**in** a queue.



# Examples:

1) There is no-one **in** the room.

2) The children are playing **in** the garden.

3) When I go to the cinema, I prefer to sit **in** the front row.

→ Note that we say:

(sit) **in** an armchair (but » **on** a chair »),

**in** a photograph (picture, mirror),

**in** the street, **in** the sky.




Ex :1) I met Tom **in** the street.  
(not "**on** the street")

2) Who is the woman in that photograph?  
(not "**on** that photograph")

3) There are many clouds **in** the sky.




b) "At" study these examples:

 at the bus-stop/at the door/at the window.

 at the top(of the page)

 at the bottom(of the page)

 at the end of the street







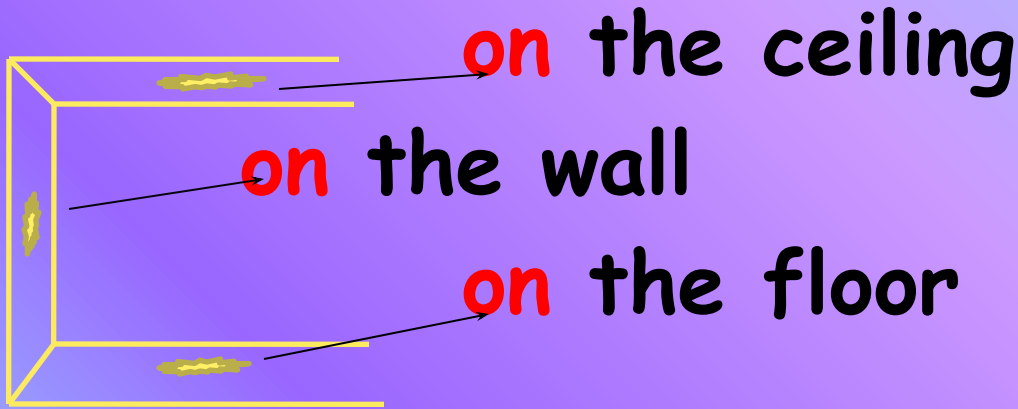

Ex:1)Who is that man standing **at**  
the bus-stop?

2)I couldn't see very well,because  
I was standing **at** the back.

3)Jack's house is **at** the end of  
the street.



c) "On" study these examples:



on the ceiling

on the wall

on the floor

on a page

Hello, my name is  
Tom.  
I am from England




on her  
finger



Ex: 1) Don't sit **on** the floor/**on**  
the grass.

2) There is a dirty mark **on** the wall.

3) Don't sit **on** that chair. It's broken.



Note that we say:


**on** the left/right/left-/right  
handside , **on** the ground floor/

**on** the first(second) floor.



Ex:1) In Britain we drive **on**  
the left.

2) Our flat is **on** the second floor of  
the building.



We use **on** with small islands:

Ex : Tom spent his holidays **on** a  
small island off the coast of  
Scotland.



# Translate the sentences using

## in/at/on:

1. Напишите число на доске.
2. Ученики пишут предложение в тетрадях.
3. Я увидела три тарелки на столе.
4. Мама стояла у окна.
5. Она готовит обед в кухне.
6. Внизу страницы написано моё имя.
7. Катя стоит у книжного шкафа.
8. На стене висит красивая картина.



# Exercise: Put in/at/on



1. It can be dangerous when children play football...the street.
2. I can't find Tom... this photograph.
- 3...the end of the street there is a path leading to the river.
4. You'll find the sport results...back page of the newspaper.
5. Mr. Boyle's office is...the first floor.
6. You should go and live...a small island ... the middle of the ocean.
7. Put these flowers... the windowsill.
8. There were two maps ... the wall and some flowers... the windowsill.






**In the sky**




**On the ground**





**In** the glass




**On** a page



**In** the water



**At the river**



**In the forest**



**At** the top of stairs



1) What are their names?

- David and Paula.

2) What is Paula and where is she from?

- She is a student, she is from Italy.

3) What is David and where is he from?

- He is a journalist, from Barth.

4) Where are they?

- At the top of St. Paul Cathedral in the center of the city. (London)





5) What did they buy?

- Italian and English newspapers, a book.

6) Where did they go?

- To Tower Hill.

7) How did they go there?

- By train.

8) Where did they eat?


- In the café.



A yellow pencil with a purple eraser and a sharp lead tip, positioned at the top right corner of the black board.

**azm**

**studiyasi namoish  
etadi**





Thank you for attention!!!