

Be safe on the Road!

Road safety

Using can/ can't


Traffic signs

Famous racing car driver

Symbolism of red

Getting around

Let's warm-up!



Fill in the gaps:

- a seat belt
- both ways
- Lean out of
- Walk on
- Run onto
- across the road

What is dangerous/safe to do?

CAN & CAN'T (grammar)

- Ability

He can drive a car.

- Permission

You can park here.

- Prohibition

You can't turn right.

What CAN/CAN'T you do?

What do these traffic signs tell us?



What do these traffic signs tell us?



Listen and answer the questions:



MICHAEL SCHUMACHER

- What is Michael's nickname?
- Where does he come from?
- What does he look like?
- What is Michael famous for?




What does **RED** mean?

- *Colour of danger*
- *Colour for kings and queens*
- *Colour of protection*
- *Colour of romantic love*

Let's sing a song!

*MY
FAMILY*

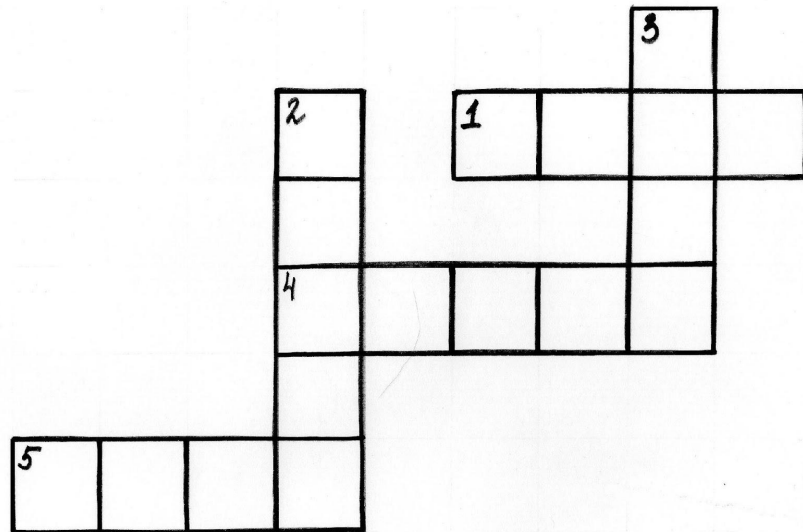


Asking for/Giving directions (dialogues):

- Use the map and to ask for and give directions:
- from the cinema to the bank.
- from the museum to the library.
- from the supermarket to the chemist's.

Write the opposites & Do the crossword

- 1) go
- 2) turn left
- 3) go up the street
- 4) red lights
- 5) slow





Choose the correct item:

1. Be careful when you cross the street ... foot.
a) in b) on c) by
2. When you travel ... a bus, don't annoy others.
a) on b) from c) at
3. Always wear a seat belt when you travel ... a car.
a) at b) on c) in
4. It isn't dangerous to travel ... plane.
a) on b) by c) in
5. The library isn't far so I go ... bike.
a) in b) by c) on

Put the words in the correct order to form full sentences:

- Listen / for / look / ways / both / and / traffic.
- person / a / second / Never / on / carry / your / bike.
- Don't / out / window / of / the / lean.

Stop & Check

What have we learned today?

Home task (домашнее задание):

1. SB, p. 34 (учебник, с.34).
2. Words, mod.3 (слова, модуль 3).