

**CHANGING FAMILY
AND PARTNERSHIP
BEHAVIOUR:
COMMON TRENDS
AND PERSISTENT
DIVERSITY
ACROSS EUROPE**

The plan of our presentation


- ① 1. Introduction
- ② 2. The gradual retreat of marriage
- ③ 3. The rise of cohabitation and the diversity of cohabiting unions
- ④ 4. Rising divorce rates
- ⑤ 5. The declining importance of marriage for childbearing and childrearing

Introduction



The gradual retreat of marriage

Couples are marrying at late



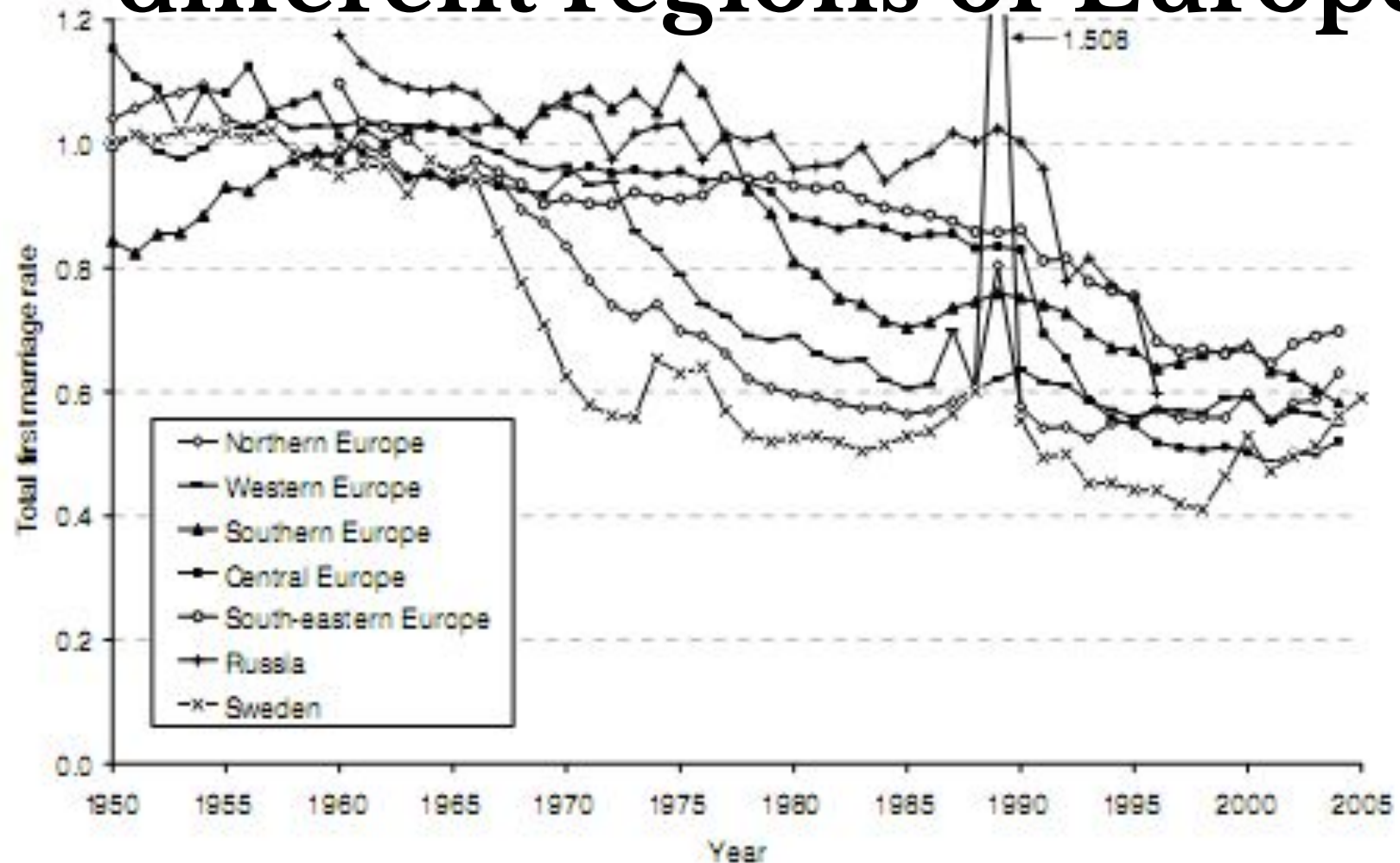
Growing numbers of couples are

Codivorce real unions have increasingly replaced marriage among younger people

en



Period total first marriage rates in different regions of Europe



The proportion of married people has declined rapidly, especially among men and women under age 30.

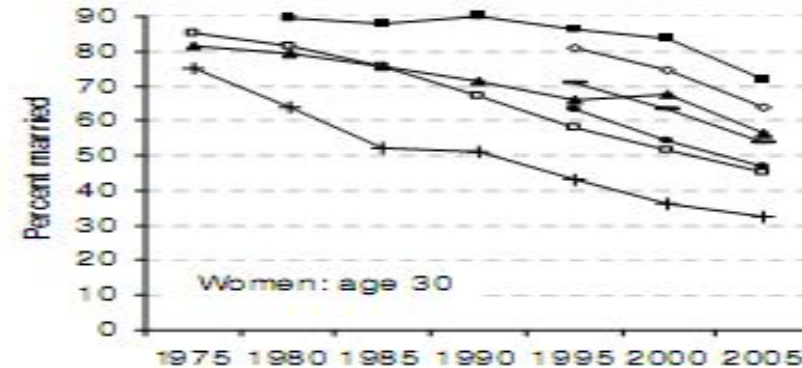
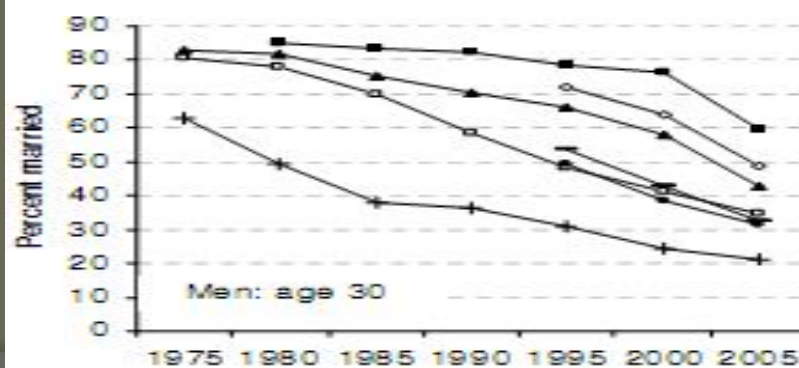
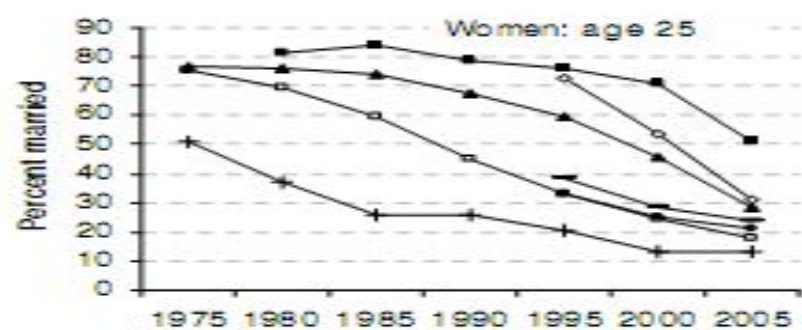
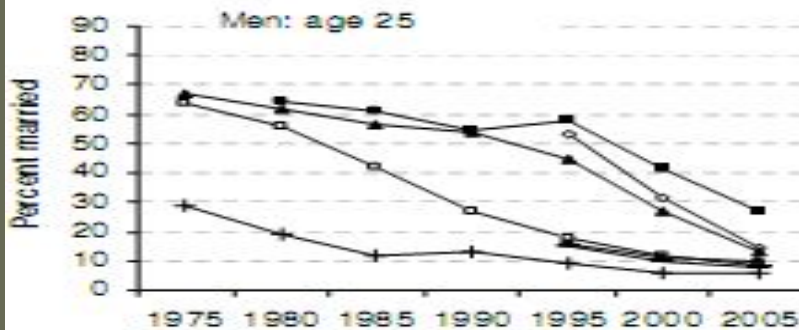
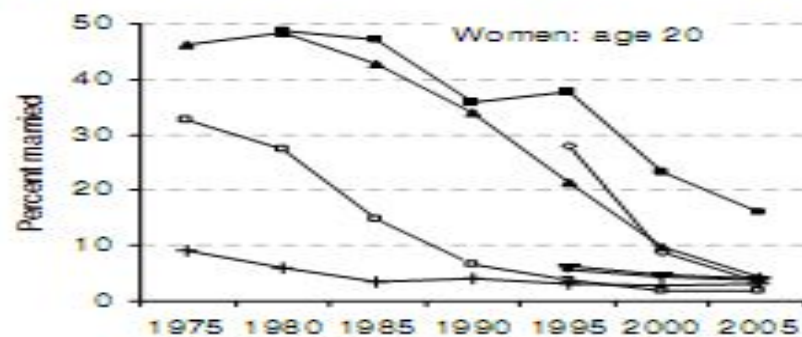
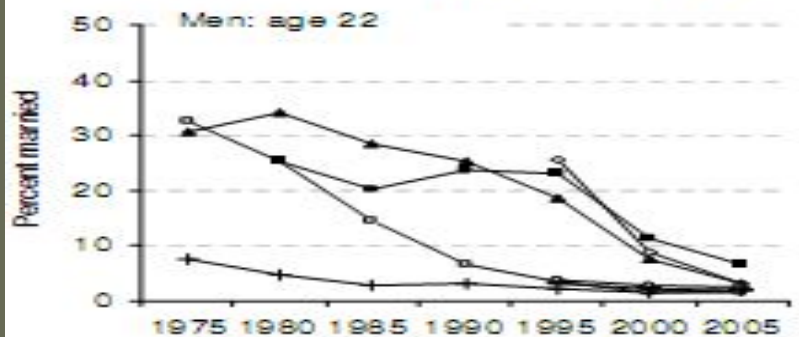


Before

Now

Proportion of women and men married at ages 20 – 30 in selected countries of Europe

Legend: Czech Republic (open square), France (open circle), Hungary (filled triangle), Italy (filled square), Netherlands (open diamond), Romania (filled circle), Sweden (plus sign)



The rise of cohabitation and the diversity of cohabiting unions

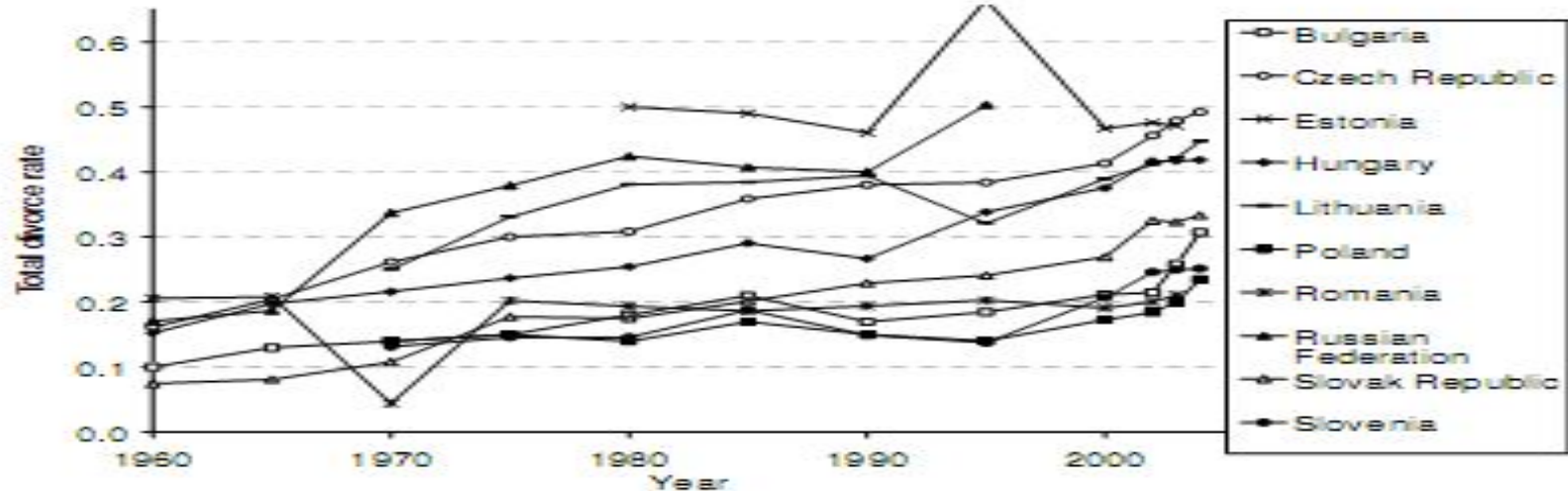
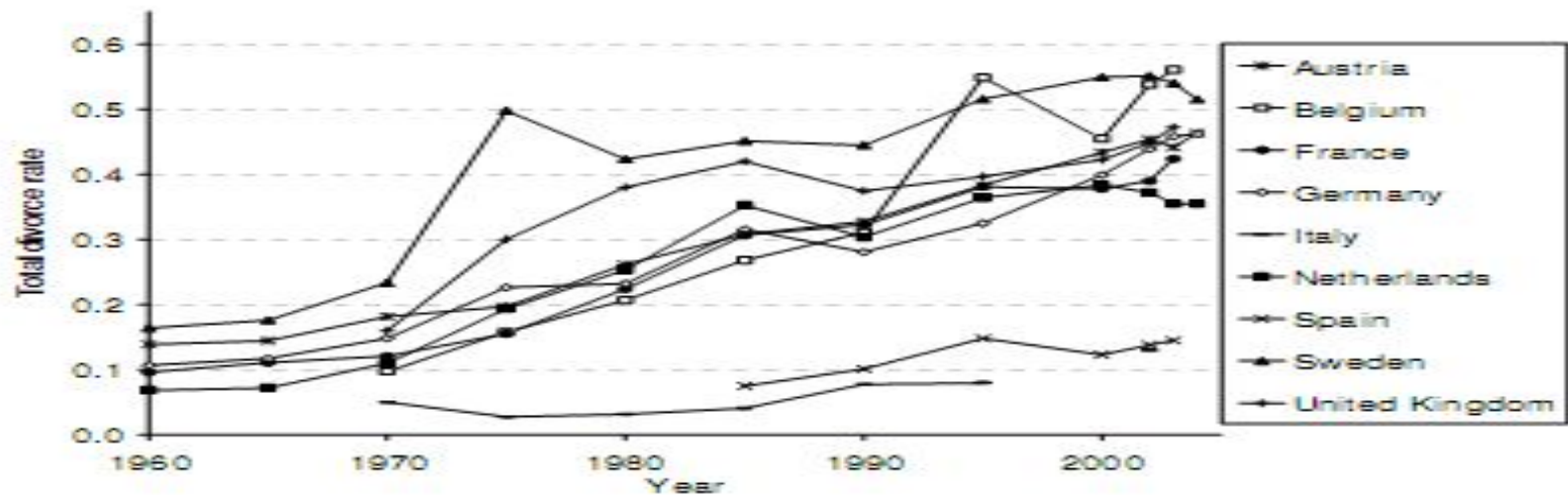


The character and stability of cohabitation vary greatly between individuals, between countries, and over time.

Cohabitation may eventually become a 'marriage-like' relationship, it is still not a complete substitute for marriage



Total divorce rates in selected countries of Europe



The declining importance of marriage for childbearing and child rearing



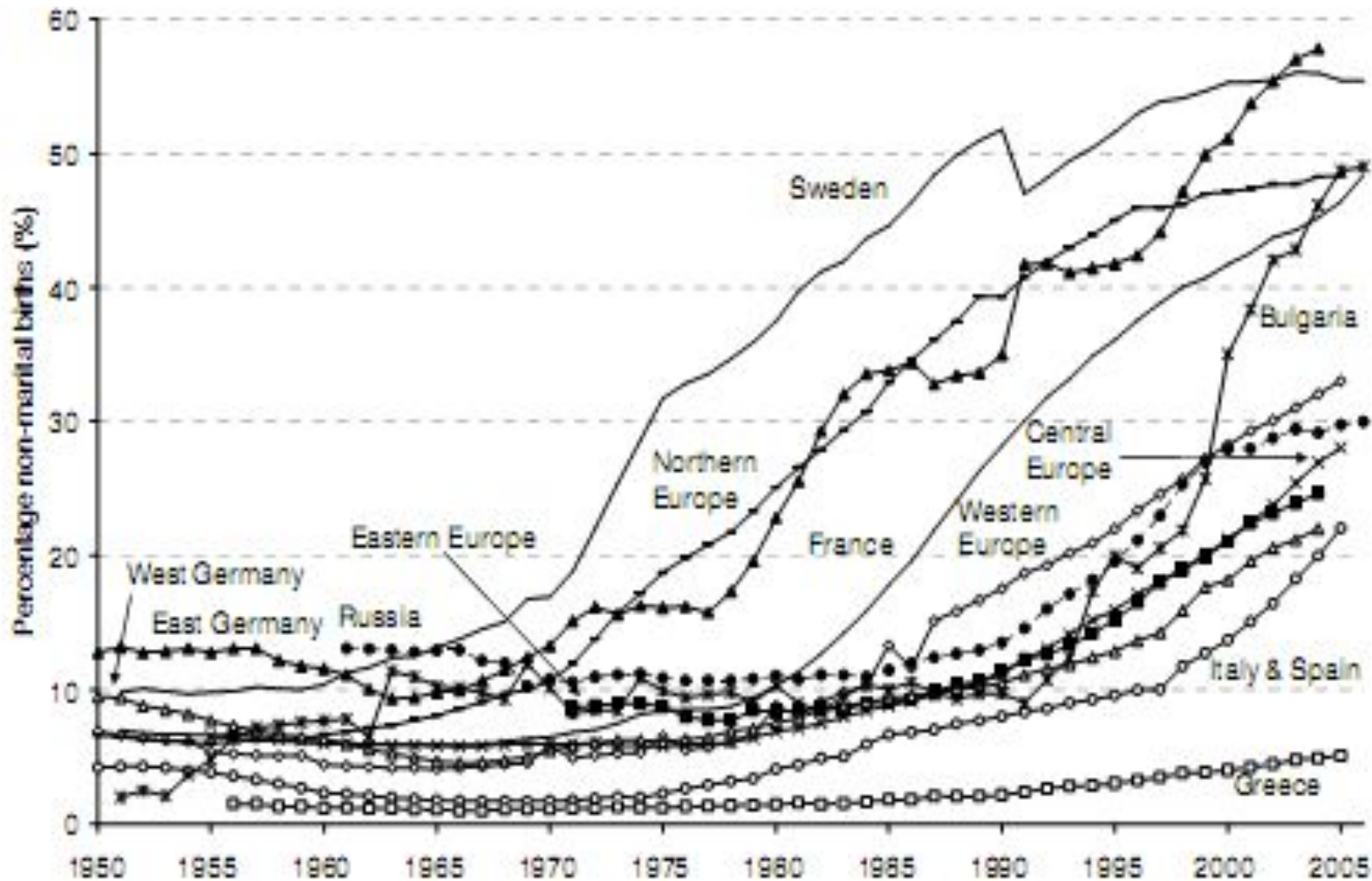
VS.



Mean age at first birth and at first marriage among women in selected European countries

	Mean age at first birth			Mean age at first marriage			Age at first birth - Age at first marriage ⁽²⁾	
	1970	2005	Change	1970	2005	Change	1970	2005
Austria	24.1	27.2	3.1	22.9	28.8	5.7	0.3	-1.4
	(1984)						(1984)	
Bulgaria	22.1	24.7	2.6	21.4	25.8	4.4	0.7	-1.1
Czech Republic	22.5	26.8	4.1	21.8	26.4	4.8	0.9	0.2
France	24.0	27.7	3.7	22.8	29.4	6.8	1.4	-1.7
Hungary	22.8	26.7	3.9	21.5	26.7	5.2	1.3	0.0
Italy	25.1	28.7	3.6	23.9	28.5	4.8	1.2	1.5
		(1997)			(2003)			(1997)
Lithuania	24.0	24.9	0.9	23.2	25.0	1.8	0.8	-0.2
	(1978)			(1978)	(2004)		(1978)	(2004)
The Netherlands	24.8	28.9	4.1	22.9	29.1	6.2	1.9	-0.2
Poland	23.4			22.8				
	(1971)	25.8	2.4	(1971)	25.4	2.8	0.8	0.4
Romania	22.8	24.8	2.2	21.9	25.4	3.5	0.7	-0.8
Russian Federation	23.1	24.1	0.9	22.5	23.3	0.8	0.8	0.7
	(1978)			(1978)	(2004)			(2004)
Slovenia	23.7	27.7	4.0	23.1	28.5	5.4	0.8	-0.8
Spain	25.1	29.3	4.2	23.9	29.3	5.4	1.2	0.0
	(1975)			(1975)				
Sweden	24.2	28.7	4.5	23.9	31.5	7.6	-0.3	-2.8
	(1974)						(1974)	
England and Wales	23.7	27.3	3.6	22.4	27.2	4.8	1.3	-0.8
					(2000)			(2000)

Percentage of children born outside marriage in selected countries



Conclusion

