



İsmayıllı rayonu
E.Bayramov
adına Talıstan kənd
tam orta
Məktəbinin ingilis dili
müəlliməsi
Məhərrəmovə Gülər



English!

VI FORM

THE THEME

THE ENVIRONMENT



AIM: Students develop listening-reading-speaking skills learning environment.

Content lines: Listening-speaking-writing

Standarts: 1.1.2 Indentifies the meaning of environment

2.1.1 Find the definitions of the new words

2.1.3 Expresses about reduce, reuse and recycle.

4.1.2 Find out solving ways of problems

TECHNICS OF THE LESSON

DISCUSSION



CLUSTER

BRAIN STORMING



The forms of the work

**Collective
work**



Group work



**Pair
work**



Integration



Science
1.2.1





RESOURCES:

Student book,
Workbook, pictures,
Computer, flashcard

WHAT DOES THE WORD ENVIRONMENT MEAN?



Research question:
What should we do for keeping
Environment clean?





GROUPS' NAMES

AIR

Water

Mountain

Mountain Group works



- Find the meanings of these definitions

- 1.The world around us is
- 2.To do a place fresh is....
- 3.To stay alive from danger is
- 4.You change old things into new products.It is ...
- 5.You want to use it again.It is...
- 6.The animals and birds place...



Put the words in the correct column.



Water

Plastic bags,paper,metals,driving cars,cutting
trees,litter,glass,using computer
Cans ,bottles,newspapers,sending smoke,

AIR

Match the words to the pictures

- a) Litter b) metal c) plastic
d) cans e) paper f) glass



Choose the correct answer

1.Reduce means

- a)To litter b)to survive c)to use less

2.Reuse means

- a)to use something again b)to disappear c)to throw

3.Recycle means

- a)To make something new from something old
b) To survive c)to clean







1 stock
Vector

Photoknopa.ru

Bright Mood Smilies



A colorful illustration of a boy and a girl standing on a green field with white daisies. The boy on the left has blonde hair, wears a blue shirt, an orange vest, and brown pants, and holds a large green pencil. The girl on the right has red hair, wears a white shirt, a red vest, and a red skirt, and holds a large blue pencil. Various school supplies are scattered around them, including a red backpack, a watercolor palette, a stack of books, a laptop, and several pencils. Butterflies and a squirrel are also depicted. A central green box contains the text.

PAIR WORK

Find out the
solving ways of
enviromental
problems

Read the poem and discuss how we can help the Earth.

Don't let the Earth down!
Don't destroy the ground.
Don't let the Earth die
Help her to survive



LET'S PLAY

Let's Play



Complete the words

mo_n_____

oc_____

Wi_____fe


a_____m_____

Re_u_____

_____se

_____l_____

s_rv_____e



Summerizing.

We mustn't litter

enviroment,cut trees.We must
reduce,reuse,recycle the trash





Assessment of the groups

ABILITY Groups	Language skills	Presentation	Activness	Cooperation
<i>AIR</i>				
<i>WATER</i>				
<i>Mountain</i>				

Look at the picture and make a story.



Do not cut trees

Save nature



HOMework





FOR ATTENTION

