



**İsmayılı rayonu**  
**E.Bayramov**  
**adına Talıstan kənd**  
**tam orta**  
**Məktəbinin ingilis dili**  
**müəlliməsi**  
**Məhərrəmovə Gülər**



English!

**VI FORM**



# THE THEME

# THE ENVIRONMENT



**AIM:** Students develop listening-reading-speaking skills learning environment.

**Content lines:** Listening-speaking-writing

**Standarts:** 1.1.2 Indentifies the meaning of environment


2.1.1 Find the definitions of the new words

2.1.3 Expresses about reduce, reuse and recycle.

4.1.2 Find out solving ways of problems

# TECHNICS OF THE LESSON

DISCUSSION



CLUSTER

BRAIN STORMING





# The forms of the work

**Collective  
work**



**Group work**



**Pair  
work**



# Integration



Science  
1.2.1





**RESOURCES:**

Student book,  
Workbook, pictures,  
Computer, flashcard



# WHAT DOES THE WORD ENVIRONMENT MEAN?



Research question:  
What should we do for keeping  
Environment clean?







# GROUPS' NAMES

**AIR**

**Water**

**Mountain**

# Mountain Group works



- Find the meanings of these definitions

1. The world around us is ....
2. To do a place fresh is....
3. To stay alive from danger is ....
4. You change old things into new products. It is ...
5. You want to use it again. It is...
6. The animals and birds place...



Environment  
Clean up  
Survive  
Recycle  
Wildlife  
Reduce





Put the words in the correct column.



Water



Plastic bags, paper, metals, driving cars, cutting  
trees, litter, glass, using computer  
Cans , bottles, newspapers, sending smoke,

AIR

# Match the words to the pictures

- a) Litter b) metal c) plastic  
d) cans e) paper f) glass





# Choose the correct answer

## 1.Reduce means

- a)To litter      b)to survive      c )to use less

## 2.Reuse means

- a)to use something again b)to disappear    c)to throw

## 3.Recycle means

- a)To make something new from something old  
b) To survive      c)to clean







1 stock  
Vector

Photoknopa.ru

**Bright Mood Smilies**






# PAIR WORK

Find out the  
solving ways of  
enviromental  
problems

Read the poem and discuss how we can help the Earth.

Don't let the Earth down!  
Don't destroy the ground.  
Don't let the Earth die  
Help her to survive





# LET'S PLAY

Let's Play



## Complete the words

mo\_n\_\_\_\_\_


oc\_\_\_\_\_

Wi\_\_\_\_\_fe

a\_\_\_\_\_m\_\_\_\_\_

Re\_u\_\_\_\_\_

\_\_\_\_\_se



\_\_\_\_\_l\_\_\_\_\_



s\_rv\_\_\_\_\_e





# Summerizing.

We mustn't litter

enviroment,cut trees.We must  
reduce,reuse,recycle the trash





# Assessment of the groups

ABILITY	Language skills	Presentation	Activness	Cooperation
Groups				
<i>AIR</i>				
<i>WATER</i>				
<i>Mountai n</i>				



Look at the picture and make a story.



Do not cut  
trees

Save nature



HOMework







FOR ATTENTION

