


Good morning kids!





Let's play
and learn English
together!

Today we
are going to make
a salad.

A man with glasses and a striped scarf sits at a table with a brown magic book. Next to him is a grey puppet with green eyes and a patterned vest. They are in a room with patterned wallpaper and a window with stained glass. A potted plant with yellow flowers is on the right. The man has a thought bubble above him, and the puppet has a larger thought bubble above it.

**Let's look in
the magic book**

**What do we need
for our fruit salad?**



orange



melon



lemon



kiwi



grapes



peach

grapes (мн. число) [greɪps] виноград
 kiwi ['ki:wi] киви
 lemon ['lemən] лимон
 melon ['melən] дыня
 orange ['ɔ:ɪndʒ] апельсин
 peach [pi:tʃ] персик



plum



banana



apricot



apple



water-melon



cherries



pear

apple [æpl] яблоко
 apricot [ˈeɪprɪkət] абрикос
 banana [bəˈnɑ:nə] банан
 cherries (мн. число) [ˈtʃerɪz] вишни
 pear [peə] груша
 plum [plʌm] слива
 water-melon [ˈwɔ:tə,melən] арбуз



strawberry



tangerine



pineapple

Read and try to remember.




- | | | | | | |
|---|---|------------|----|---|------------|
| 1 |  | apple | 9 |  | peach |
| 2 |  | banana | 10 |  | pear |
| 3 |  | cherries | 11 |  | pineapple |
| 4 |  | coconut | 12 |  | plum |
| 5 |  | grapefruit | 13 |  | strawberry |
| 6 |  | grapes | 14 |  | tangerine |
| 7 |  | lemon | 15 |  | watermelon |
| 8 |  | orange | | | |

A large, overflowing wicker basket filled with various fruits including apples, oranges, pears, and a pineapple, tied with a gold ribbon.

What is your
favourite fruit?

What fruit
don't you like?

Раскрасьте натюрморт!
Ex.: Banana is yellow.



Let's make the salad!

One student starts a chain. Each student adds a word. If you forget what the others before you said, you are out. The last one is the winner.

- S1: For our fruit salad we need some apples.
- S2: For our fruit salad we need some apples and some oranges.
- S3: For our fruit salad we need some apples, some oranges and ...

Help your-self!



**Let's look in
the magic book**

**What do we need
for vegetable salad?**



cabbage



garlic



cucumber



tomato

cabbage [ˈkæbɪdʒ] капуста
carrot [ˈkærət] морковь
garlic [ˈgɑ:lɪk] чеснок
tomato [təˈmɑ:təʊ] помидор



green onions



carrot



potato



pepper

cucumber [ˈkju:kəmbə] огурец
green onions [grin ˈʌnjənz] зелёный лук
pepper [ˈpepə] перец
potato [pəˈteɪtə] картошка

Read and try to remember.

vegetables



tomato



onion



cucumber



lettuce

turnip



broccoli



red cabbage



squash



potato



Brussels sprouts



carrot



mushroom



peas



radish



garlic

FRUITS AND VEGETABLES – ФРУКТЫ И ОВОЩИ



FRUITS



VEGETABLES

PUMPKIN



APPLE



PEAR



CARROT



PEACH



PLUM



POTATO



ONION



Let's play!


Game. A student chooses something in the picture. He/She helps the class find it by giving them the first letter of the word. You get 1 point for each correct answer. The first student to get 5 points is the winner.


e.g. S1: I spy with my little eye something beginning with **c**.


S2: Is it a corn?

S1: Yes.

T: Good. 1 point for...





6  Sing the song!



 One potato, two potatoes 

One potato, two potatoes, three potatoes,
four. Five potatoes, six potatoes, seven
potatoes, more!



Let's play!

Your teacher starts a chain round the class. Each student adds a word. If you forget what the others before you said, you are out. The last one is the winner.

- T: For vegetable salad we need some cucumbers.
- S1: For vegetable salad we need some cucumbers and some tomatoes.
- S2: For vegetable salad we need some cucumbers, some tomatoes and ...



Help your self!



Good bye kids!

