


Good morning kids!





Let's play  
and learn English  
together!

Today we  
are going to make  
a salad.

A man with glasses and a striped scarf sits at a table with a brown magic book. Next to him is a grey puppet with green eyes and a patterned vest. The background features a window with stained glass and a potted plant with yellow flowers.

**Let's look in  
the magic book**

**What do we need  
for our fruit salad?**



orange



melon



lemon



kiwi



grapes



peach

grapes (мн. число) [greɪps] виноград  
 kiwi ['ki:wi] киви  
 lemon ['lemən] лимон  
 melon ['melən] дыня  
 orange ['ɔ:ɪndʒ] апельсин  
 peach [pi:tʃ] персик



plum



banana



apricot



apple



cherries



water-melon



pear

apple [æpl] яблоко  
 apricot [ˈeɪprɪkət] абрикос  
 banana [bəˈnɑ:nə] банан  
 cherries (мн. число) [ˈtʃerɪz] вишни  
 pear [peə] груша  
 plum [plʌm] слива  
 water-melon [ˈwɔ:tə,melən] арбуз



**strawberry**




**tangerine**



**pineapple**

# Read and try to remember.



- |   |   |            |    |   |            |
|---|---|------------|----|---|------------|
| 1 |    | apple      | 9  |    | peach      |
| 2 |    | banana     | 10 |    | pear       |
| 3 |    | cherries   | 11 |    | pineapple  |
| 4 |    | coconut    | 12 |    | plum       |
| 5 |    | grapefruit | 13 |    | strawberry |
| 6 |  | grapes     | 14 |  | tangerine  |
| 7 |  | lemon      | 15 |  | watermelon |
| 8 |  | orange     |    |   |            |

A large, overflowing wicker basket filled with various fruits including apples, oranges, pears, and a pineapple, tied with a gold ribbon.

What is your  
favourite fruit?

What fruit  
don't you like?



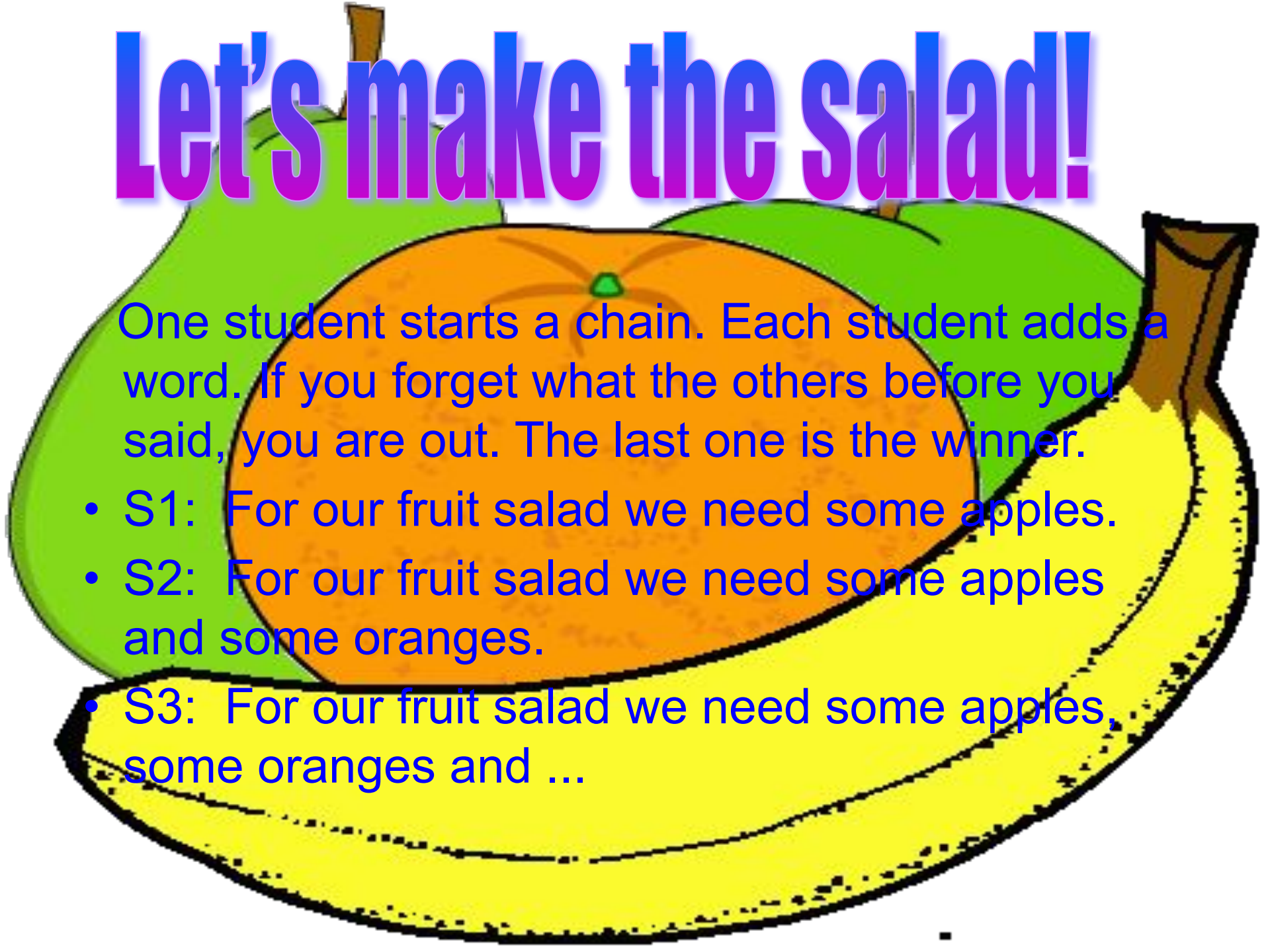
Раскрасьте натюрморт!  
Ex.: Banana is yellow.



# Let's make the salad!

One student starts a chain. Each student adds a word. If you forget what the others before you said, you are out. The last one is the winner.

- S1: For our fruit salad we need some apples.
- S2: For our fruit salad we need some apples and some oranges.
- S3: For our fruit salad we need some apples, some oranges and ...



**Help your-self!**



**Let's look in  
the magic book**

**What do we need  
for vegetable salad?**



cabbage



garlic



cucumber



tomato

cabbage [ˈkæbɪdʒ] капуста  
carrot [ˈkærət] морковь  
garlic [ˈgɑ:lɪk] чеснок  
tomato [təˈmɑ:təʊ] помидор



green onions



carrot



potato



pepper

cucumber [ˈkju:kəmbə] огурец  
green onions [ɡri:n ˈʌnjənz] зелёный лук  
pepper [ˈpepə] перец  
potato [pəˈteɪtə] картошка

Read and try to remember.

# vegetables



tomato



onion



cucumber



lettuce

turnip



broccoli



red cabbage



squash



potato



Brussels sprouts



carrot



mushroom



peas



radish



garlic

# FRUITS AND VEGETABLES – ФРУКТЫ И ОВОЩИ



FRUITS



VEGETABLES

PUMPKIN



APPLE



PEAR



CARROT



PEACH



PLUM



POTATO



ONION





# Let's play!


Game. A student chooses something in the picture. He/She helps the class find it by giving them the first letter of the word. You get 1 point for each correct answer. The first student to get 5 points is the winner.

e.g. S1: I spy with my little eye something beginning with **c**.

S2: Is it a corn?

S1: Yes.

T: Good. 1 point for...





6  Sing the song!



 One potato, two potatoes 

One potato, two potatoes, three potatoes,  
four. Five potatoes, six potatoes, seven  
potatoes, more!



# Let's play!

Your teacher starts a chain round the class. Each student adds a word. If you forget what the others before you said, you are out. The last one is the winner.

- T: For vegetable salad we need some cucumbers.
- S1: For vegetable salad we need some cucumbers and some tomatoes.
- S2: For vegetable salad we need some cucumbers, some tomatoes and ...



Help your self!



Good bye kids!

