

# Тема

время, лого

# How to teach pronunciation

- major pronunciation issues
- how to solve them
- how to teach pronunciation
- pronunciation tools and games



# Assessment

- 1) tape reading
- 2) casual interview
- 3) listen for:
  - *clearly articulated words*
  - *correct pronunciation*
  - *assimilations*
  - *intonation*
  - *common mistakes*



# Common mistakes

1. Pronouncing the “th”
2. Pronouncing the Schwa
3. Pronouncing the Short “i”
4. Confusing the “w” and the “v”
5. Pronouncing the Magic “e”
6. Pronouncing Silent Consonants



# Levels and syllabus

- **Beginner students:**  
general rules
- **Intermediate students:** errors, stress  
and intonation
- **Advanced students:**  
accent reduction



# General teaching tips

1. *Teach Listening First*
2. *One Phoneme at a Time*
3. *Choral Repetition*
4. *Drill in Pairs*
5. *Mouth positions*
6. *Use mirrors*
7. *Record and Rerecord Your Students*
8. *Don't Get Hung up on Accent*
9. *Beat the Rhythm*
10. *Poems and Songs*
11. *Minimal pairs*
12. *Use Visuals*



# The International Phonetic Alphabet

- a system for writing down the sounds of words
- removes spelling as a barrier
- included in all dictionaries

		Monophthongs				Diphthongs			
		lips wider		lips narrower					
↑ mouth more closed		i: sleep	ɪ hip	ʊ book	u: boot	ɪə hear	eɪ make	oʊ gold	
		e bed	ə about	ɜ: bird	ɔ: story	ʊə pure	ɔɪ boy	əʊ gold	
		ɛ bed	ɝ her	ɜ: bird	ɔ cloth	ɛə there	aɪ right	aʊ wow	
		æ sad	ʌ cut	ɑ: father	ɒ cloth				
	↓ mouth more open								
		p put	b ball	t toy	d dog	tʃ check	dʒ jump	k cow	g get
		f food	v very	θ three	ð there	s sad	z zero	ʃ shoe	ʒ vision
		m come	n soon	ŋ thing	h house	l laugh	r red	w well	j yet
		<b>Consonants</b>							

# IPA games

1. *The Stations Game*

2. *Phoneme Bingo*

3. *The Race Is On!*

4. *What's the Word?*



***/ˈmʌðər/ - mother***



# Specific sounds

- **th:** *thesaurus game*
- **vowel length:** *minimal pairs*
- **the Schwa:** *choc(o)late, cam(e)ra, elab(o)rate*
- **the Magic -E rule:**  
*bit - bite, hug-huge, pin – pine*



Thesaurus words	Synonyms
think	believe
thrifty	cheap
theater	cinema
thankful	grateful



ship




sheep

# Phoneme games

1. *Verb Endings*
2. *Pronunciation Maze*
3. *Four in a Row*
4. *Rhyming Pair Memory Game*
5. *Join the dots*

[s]	[z]	[iz]	[d]	[t]	[id]

cat	pot	man	red
lip	mug	cut	jam
dog	bus	fun	nut
bin	met	pop	leg



<b>boys</b>	employed	sleep	report	used	stay
girls	lie	toys	joined	noise	void
house	spoke	dance	stay	two	oyster
storm	speed	letter	know	employ	police
poker	toilet	coin	oil	jail	sorry
noisy	annoy	follow	sold	money	doing
boil	stole	fill	more	going	spoil
thief	enjoyed	now	good	play	hello
store	point	poison	buy	apply	destroy
baby	honk	age	royal	avoid	<b>choice</b>

Find a path from **boys** to **choice** by connecting words with the /ɔɪ/ sound. You can move up, down, left, right, or diagonal.

# Minimal pair games

1. *Mimicking Pairs*

2. *Which One Makes Sense?*

3. *What's Your Number?*

***Sit in your seat.***

***Chips are cheap.***

***Your niece is nice.***

***1 - put***

***2 - pat***

***3 - pet***

***4 - peat***

***5 - pit***

***6 - pout***

***7 - pot***

***1. Hit it. /Heat it.***

***2. He took the bait.***

***/He took the bat.***

# Group games

1. *Is It a Pair?*

2. *Odd One Out*

3. *Homophone Go Fish*

4. *Minimal Pair Slap*

5. *The Whisper Game*

6. *Same or Different*

7. *Give It a Shot*

8. *Minimal Pair Up*

9. *Bang!*

10. *Brainstorm Relay*

2. *but, nut, put*

3. *S1: Do you have a word that sounds like  
“plane”?*

*S2: Yes. I have plain*

4. *sit - seat*

# Tongue twisters

1. Choose level, length, phonemes
2. Students read
3. Discuss unfamiliar vocabulary
4. Students read out loud, you take notes
5. You read, students repeat
6. Focus on specific words and sounds
7. Speed up
8. Compete
9. Students write their own tongue twisters

Betty Botter bought some butter.

"But," she said, "this butter's bitter.

If I put it in my batter, it will make my batter bitter.

"So Betty Botter bought some butter, better than her

bitter butter and put it in her batter

and it made her bitter batter better.



# Stress. Common mistakes

1. Stress on the wrong syllable

*hó-tel* or *ho-tél* ?  
*ré-bel* and *re-bél*  
*désert* and *dessért*

2. Stress on the wrong word



John has got a new job.

# Word Stress

1. *Draw attention*

2. *(ho-tél)*

2. *Provide Examples*

4. 1 – 2 – 3

3. *Go over basic rules*

1 – 2 – 3

4. *Contrast*

1 – 2 – 3

5. *Practice*

telephone

religion

magazine

# Sentence Stress

1. Meaning of stress

2. Match the sentences

3. Focus on Context

4. Listen to it

5. Guess at it

6. Use it

***You** think I saw the monster.*

*You **think** I saw the monster.*

*You think **I** saw the monster.*

*You think I **saw** the monster.*

*You think I saw **the monster**.*

*I bought my sister a **present**.* =>

1 – 2 – 3 – 4 – 5 – 6

*Mike didn't **break** the window.* =>

1 – 2 – 3 – 4 – 5

*I was so angry at John. He forgot to call me on my birthday. He said he had remembered, but that it was too late to call.*

- “You think **I** saw the monster?”

- “You didn’t see it? Then who did?”



# Intonation. Common mistakes

## 1. No Rising Pitch



*Do you like chocolate.*

## 2. Using the Wrong Pitch



*Really/Really?*

# Intonation. Teaching tips.

## **Strategy 1**

*1.Exaggerate*

*2.Rising or Falling?*

- Yes/No questions
- Wh-questions
- Statements
- Question tags
- Expressing surprise
- Sarcasm or disbelief

*3.Intonation and Feelings*

*2.Did you remember to buy the milk? (rising)*  
*Where did you buy that? (falling)*

*3. I have something to tell you.*

How does the speaker feel?

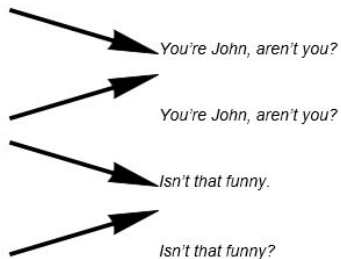
- a)happy and excited
- b)nervous and worried

# Intonation. Teaching tips.

---

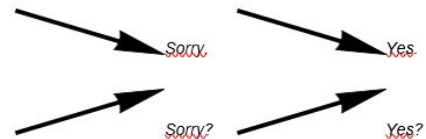
## Strategy 2|

### 1. Rising vs. Falling

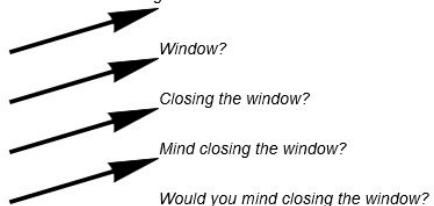


### 2. Focus on the Rising Pitch

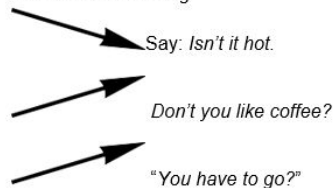
### 3. Use Short Sentences



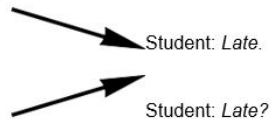
### 4. Build towards Longer Phrases



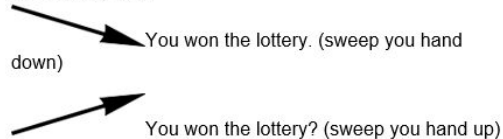
### 5. Practice Discerning



### 6. One Word Answers



### 7. Watch my Cue!



### 8. Dialogues and Emotion

A: Good afternoon.  
B: Hi. How are you?  
A: Fine, thanks. And you?  
B: I've been busy, but good.  
A: Well, it was nice talking to you. See you later.  
B: Same to you. Goodbye.

# Pronunciation apps

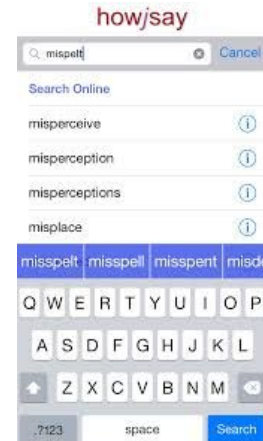
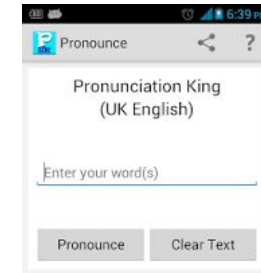
1. *Sounds: The Pronunciation App*

2. *English File Pronunciation*

3. *Pronunciation: Clear Speech*

4. *howjsay Pronunciation Dictionary*

5. *Pronunciation King*



# Pronunciation websites

1. *BBC Learning English*

2. *Rachel's English*

3. *Inogolo*

4. *ESL Station*

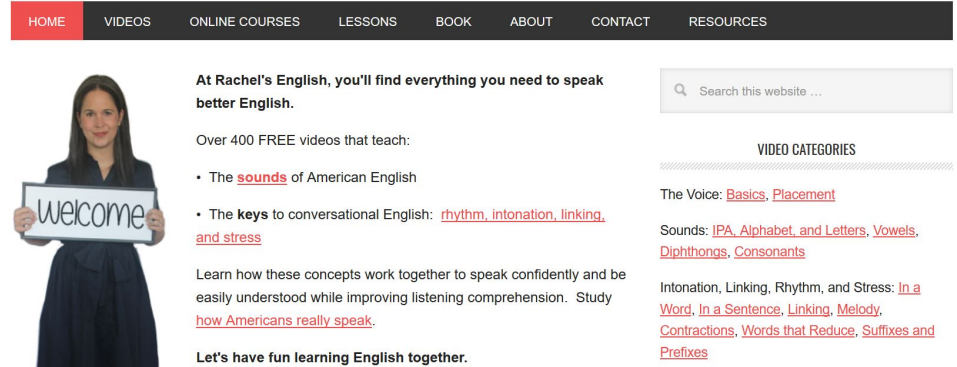
5. *ManyThings.org*

6. *SpokenSkills*

7. *Learner's Dictionary*

8. *Words and Pictures*

9. *Sound-O-Matic*



HOME VIDEOS ONLINE COURSES LESSONS BOOK ABOUT CONTACT RESOURCES

At Rachel's English, you'll find everything you need to speak better English.

Over 400 FREE videos that teach:

- The **sounds** of American English
- The **keys** to conversational English: [rhythm, intonation, linking, and stress](#)

Learn how these concepts work together to speak confidently and be easily understood while improving listening comprehension. Study [how Americans really speak](#).

Let's have fun learning English together.

Search this website ...

VIDEO CATEGORIES

The Voice: [Basics](#), [Placement](#)

Sounds: [IPA](#), [Alphabet and Letters](#), [Vowels](#), [Diphthongs](#), [Consonants](#)

Intonation, Linking, Rhythm, and Stress: [In a Word](#), [In a Sentence](#), [Linking](#), [Melody](#), [Contractions](#), [Words that Reduce](#), [Suffixes and Prefixes](#)



Schools

20 October 2014

BBC Homepage  
BBC Schools  
BBC Teachers

Words and Pictures

Phonics Year 2

CVC Words

Consonant Clusters

Long Vowel Sounds

High Frequency Words

Teachers and Parents

Games

Gallery

Teachers and Parents

Credits

Have fun building a sandcastle with Colin the Clam and writing postcards with Salty Sam.

Read a selection of silly sentences in the gallery.

Access printable resources for Key Stage 1 and information about the National Curriculum.



Pronunciation Guide to the Names of People, Places, and Stuff

# Thank you!

КОНТАКТЫ ШКОЛЫ