


# INTELLIGENT HOME

Part of Future in Present





- ▶ Early home automation began with labor-saving machines. Self-contained electric or gas powered home appliances became viable in the 1900s with the introduction of electric power distribution
- ▶ In 1975, the first general purpose home automation network technology, X10, was developed. It is a communication protocol for electronic devices. It primarily uses electric power transmission wiring for signaling and control, where the signals involve brief radio frequency bursts of digital data, and remains the most widely available.
- ▶ By 2012, in the United States, 1.5 million home automation systems were installed

# THERE ARE THREE GENERATIONS OF HOME AUTOMATION

- ▶ First generation: wireless technology with proxy server, e.g. Zigbee automation
  - ▶ Second generation: artificial intelligence controls electrical devices, e.g. Amazon Echo
  - ▶ Third generation: robot buddy who interacts with humans, e.g. Robot Rovio, Roomba.
- 
- A decorative graphic consisting of several parallel white lines of varying lengths, slanted diagonally from the bottom right towards the top right, located in the lower right quadrant of the slide.

Intelligent House conception involves the control and automation of lighting, heating (such as smart thermostats), ventilation, air conditioning (HVAC), and security (such as smart locks), as well as home appliances such as washer/dryers, ovens or refrigerators/freezers.



## Lighting



Automatically switch lights on and off and set different mood options

## Protection



24 hour protection for your home and appliances with smart sensors

## Heating



Take control of your heating and save money with room specific heating

Intelligent Home, makes it easy to add smart features to your home, fully installed by a qualified professional. No wires, no mess, home automation made easy!

At present home automatization consists of many functions, starting from basic, like heating control...

On the picture is an example of room control unit

...and completing with pet caring mashines!

Oh, it's just an internet enabled cat feeder, don't mind it



# HOW TO CONTROL IT?

- ▶ The easiest way is a button pads. Each button controls one function or function group
- ▶ More comfortable ~~and more expensive~~ is equipped with a touch screen panels. A small monitor displays the buttons, commands and explanatory pictures. Also this monitor can transfer a security cam's signal.
- ▶ Internet control via the web services. For this you a computer or a smartphone with internet connection, via them you can control all smart house systems directly from browser.
- ▶ And if your smart house have a GSM-receiver, you can control it by a cell or smart-phone just by sending SMS or a voice messages.

THANKS FOR ATTENTION!

Maybe order a  
smart house too?

