

The best place in world!

London



London is the British capital and one of the biggest cities in the world.



London is situated upon both banks of the River Thames, it is the largest city in Britain and one of the largest in the world.

Its population is about 7 million people.



It consists of three parts:
the City of London, the West End
and the East End.

The City of London

the West End

the East End



LONDON

The West End

The best places of the West End





Buckingham Palace



Kensington Gardens



St. James's Park



Hyde Park



Buckingham Palace



Kensington Gardens



St. James's Park



Here are the historical places as well as the famous parks. Hyde Park with its Speaker's Corner is also here.

The Queen's Residence



The Queen's Residence was built in 1870 for Samuel Barnard, a vice president of the Paper Company.

The 1700's the Queen's Residence was a gift from Henry Ford.



Big Ben

The name Big Ben actually refers not to the clock-tower itself, but to the thirteen-ton bell hung within. The bell was named after the first commissioner of works, Sir Benjamin Hall.

A daytime photograph of the Elizabeth Tower (Big Ben) in London. The tower is a tall, ornate stone structure with a large clock face visible. The sky is overcast and grey.

This bell came originally from the old Palace of Westminster, it was given to the Dean of St. Paul's by William III.

Before returning to Westminster to hang in its present home, it was refashioned in Whitechapel in 1858.

A nighttime photograph of the Elizabeth Tower (Big Ben) in London. The tower is illuminated with warm orange and yellow lights, making it stand out against the dark sky. The clock faces are brightly lit.

The BBC first broadcast the chimes on the 31st December 1923 - there is a microphone in the turret connected to Broadcasting House.

The East End

A scenic view of the River Thames in London at sunset or sunrise. The sky is filled with dramatic, dark clouds, with a bright light source breaking through on the right side, casting a golden glow over the scene. The river flows from the foreground towards the background, with a bridge visible in the distance. On the left bank, there are modern buildings, including a prominent dark tower. On the right bank, there are older, multi-story buildings. A boat is visible on the river in the middle ground.

To the east the large area called the East End. This is London's poorest part.

The very large riverside in the East End make London one of the three largest parts in the world.

Tower of London

Founded nearly a millennium ago and expanded upon over the centuries since, the Tower of London has protected the city



It has been the seat of British government and the living quarters of monarchs, the site of renowned political intrigue, and the repository of the Crown Jewels.

ENTRANCE TO THE TRAITORS GATE

Tower Bridge





Tower Bridge has stood over the River Thames in London since 1894 and is one of the finest bridges in the World.

The City of London

The City extends over an area of about 2.6 square kilometres in the heart of London.


It's the financial centre of the UK. It houses banks, offices and the Stock Exchange. But the City is also a maze of gothic churches and winding narrow streets of the old town.



Museums and art galleries of London.

Tate Gallery

London is very rich in museums and art galleries. If you are fond of painting you'll go to the Tate Gallery.



A rich sugar manufacturer Henry Tate founded it in 1897.



There are about 300 oils and 19000 watercolours and drawings.



The British Museum is the largest and richest of its kind in the world.

The present building was built in 1852.


The British Museum





By law a copy of every book, periodical and newspaper, published in Britain must be presented in the British museum.

This collection is so vast that only a very small percentage of it is on show to the public.



The famous places in the London



Globe Theatre




The original Globe Theatre was built in 1599 by the playing company to which Shakespeare belonged.



Trafalgar Square

The Cathedral of Saint Paul





Piccadilly



Statue on border the city of London



Cleopatra's Needle



Queen Victoria Memorial



THE END

Project by Kate Shabalina. 10 - b