

M E R R Y  
C H R I S T M A S

урок для 2-го класу  
підготувала вчитель  
Городнянської  
школи І-ІІІ ст. №2  
Бойко Надія Павлівна



MERRY CHRISTMAS

# Match the words with the pictures

1. bell
2. snow
3. Christmas Tree
4. snowman
5. Santa Claus
6. Christmas ball
7. balloon







# CHECK ON HOMEWORK

■ NAME THE  
COLOURS




■ NAME OTHER  
COLOURS

Цвета



# PRESENTING NEW VOCABULARY

- present
- stocking
- Christmas  
card
- picture



# LISTENING

■ Ex.2, p.60

Listen,  
repeat  
and act  
out!



# SPEAKING

## LOOK AND SAY




1



2

This is the present for my mother.



3



4

# ASK AND ANSWER

## ■ Ex.4, p.61

• Where is a present for Nick?  
• It is in the blue stocking.

for Bill




for Nick



for Vicky



for Kate



for Tom



for Liz



for Mary



# PT MINUTE



## Clap Your Hands

Clap, clap, clap your hands  
Clap your hands together.  
Stamp, stamp, stamp your feet  
Stamp your feet together!



Touch, touch, touch your ears,  
Touch your ears together.  
Touch, touch, touch your cheeks,  
Touch your cheeks together!



Shake, shake, shake your hands,  
Shake your hands together.  
Smile, smile at your friends,  
Let us smile together!





# READING

or [ɔ:] for, four, door, horse, morning

The pink box is for my Mum.

The green box is for my Dad.

My present for Bill is in the red box.



# WRITING



■ COPY:

Merry Christmas!



# HOMETASK

- Learn the words
- Do the exercises in the copybook
- Make the Christmas card (Ex.4, p.67)

