

Презентация на тему: «Будь вежливым»

Подготовила: Шарифуллина Альбина Юрьевна,
учитель английского языка

МБОУ «Средняя общеобразовательная школа №1»,
г. Чистополь, РТ

Answer my questions, please

- *What is your name?*

(My name is ... / I'm ...)

- *What is your surname?*

- (My surname is ... / I'm ...)

- *How old are you?*

(I'm 10/ I'm 11)

- *What can you do?*

(I can swim, dance, skip)

"BE POLITE"



The theme of our lesson:

Be polite

**If you want to visit your friends,
call up before (заранее).**



Don't be late. Come on time.



Wash your hands before you eat.



Don't talk with your mouth full.



Say «thank you» and «goodbye».



Single Round Robin

- Which phrases can you use at the table?
- Which phrases can you use at school?
- Which phrases can you use when you visit your friend?



Let's have a rest



ex. 48 p. 80



ex. 19 p. 43 fill in the missing words:

You are welcome!

Thank you!

Good morning

Help yourself!

1) Mag: Happy birthday to you!

Jill: Oh, it's great! _____

2) Mother: Good morning, Jim! Would you like some porridge?

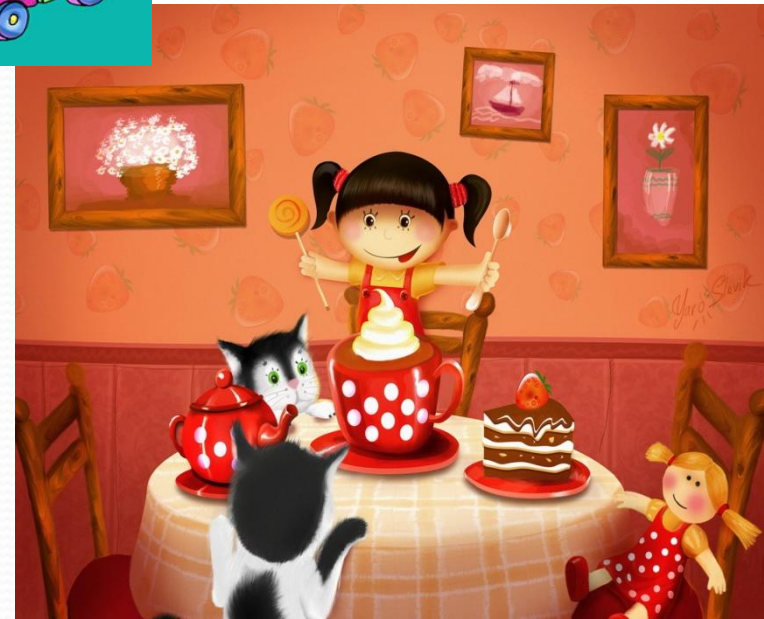
Jim: _____, Mum! No, thank you. I'd like some tea and a ham sandwich.

Mother: Here you are. _____

Jim: Thank you, Mum.

Mother: _____

Project




Homework:

Ex. 21 p. 44 WB




Grade the lesson

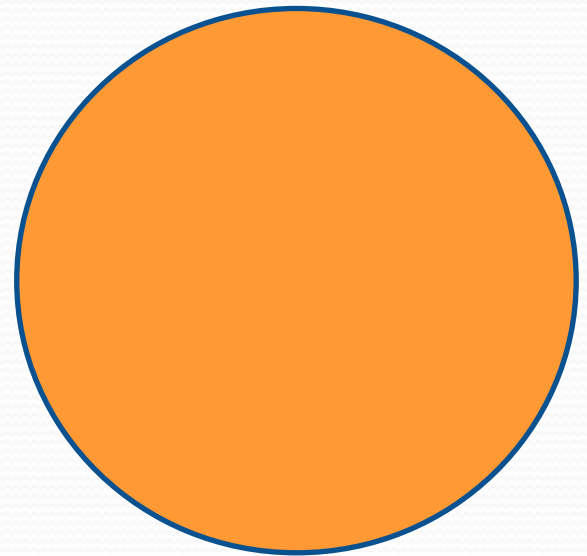
Всё понравилось



Не всё поняли




Не понравилось




Grade yourself

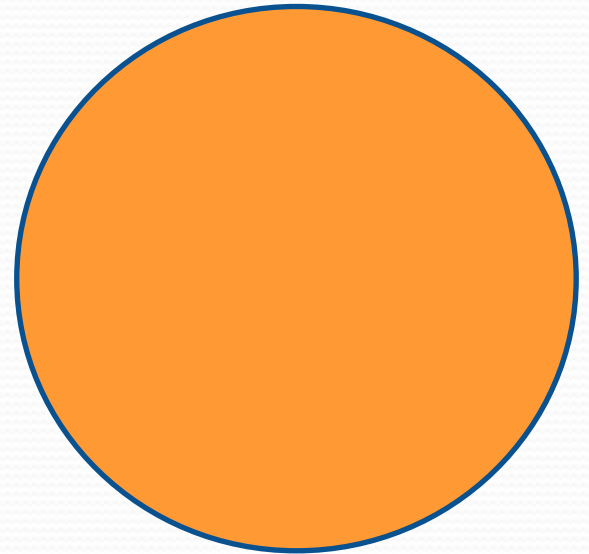
«5»



«4»



«3»



Использованные сайты и литература:

1. УМК английского языка для 4 класса «Enjoy English»
М. З. Биболетова, Н.Н. Трубанёва, издательство
«Титул», 2009г.
2. Аудио приложения (CD - диск)/ М. З. Биболетова, Н.Н.
Трубанёва, издательство «Титул», 2009г.
3. <http://images.yandex.ru/>
4. http://yandex.ru/video/search?text=The_Looney_Tunes_Show_Merrie_Melodies_-_Be_Polite&where=all



Thank
You

The image features the words "Thank You" in a large, stylized, maroon-colored font with a 3D effect and a drop shadow. The text is centered and flanked by decorative elements consisting of two red roses on green stems with leaves, tied with a light pink ribbon that loops around the flowers. The background is plain white.