

*Lesson 57*  
**Правила чтения  
буквы Аа**



**Урок-презентация для 2 класса  
по УМК Биболетовой  
Учитель: КУЛИКОВА Т.А.**

# Let's practice English sounds

- [ i:] – green, see, Pete, he, we, bee.
- [ai] – five, nice, likes, shy, why, fly, my, ride.
- [ l ] - six, Nick, big, his, stick, is.
- [ ^ ] – must, jump, funny, mum, duck, but.

I think the ..... is .....

- Sad
- Strong
- Funny
- Merry
- Bad
- Lazy
- Brave
- Nice
- Angry
- Shy

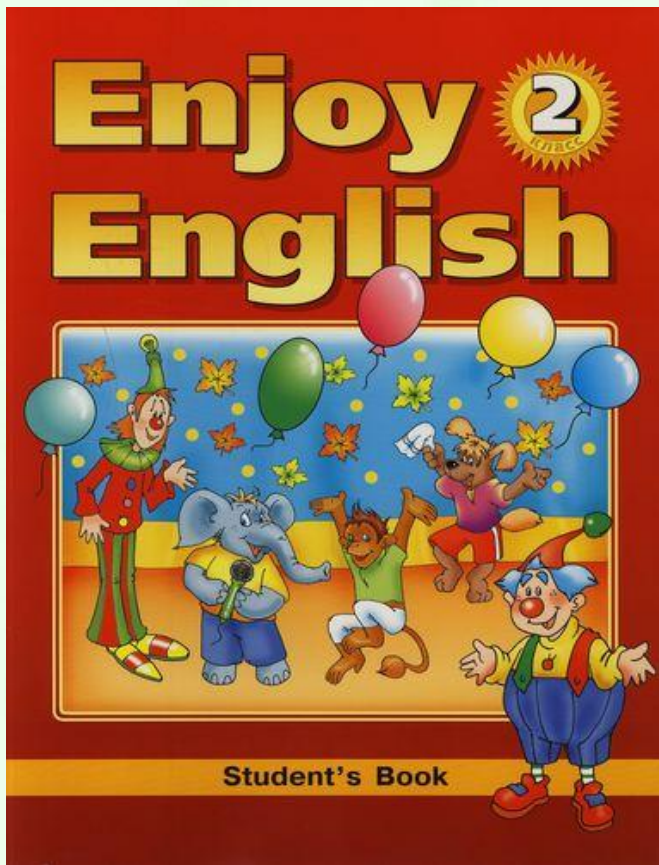


# Fill in the letter.

- l....ke
- h....s
- n....ce
- angr....
- funn....
- f....ve
- crocod....le



# Read and translate:



**Ex.5**  
**p.101**



[ei]

**br**ave, **na**me,  
**sk**ate, **sn**ake,  
**ta**ke, **la**zy.

[æ]

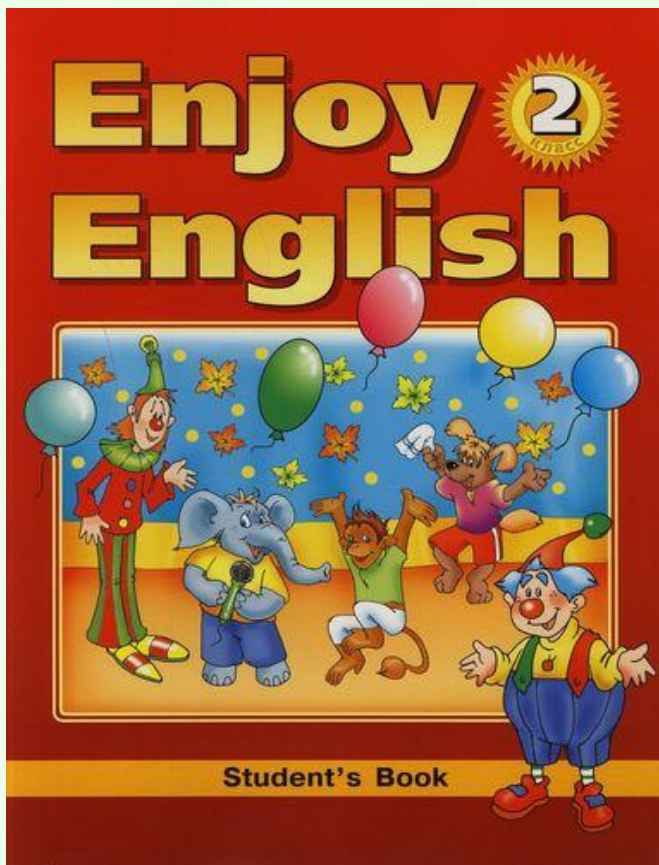
**Bad**, **sad**, **man**,  
**can**, **rabbit**.

*Let's have a rest!!!*



Happy Children's Day  
Created by [www.wallcoo.com](http://www.wallcoo.com) | May 2007

# Listen and repeat



**Ex.3**  
**p.102**



# Английские предложения

+ Tim is brave.


- Tim is not brave.

? Is Tim brave?



# Замени слова местоимениями.


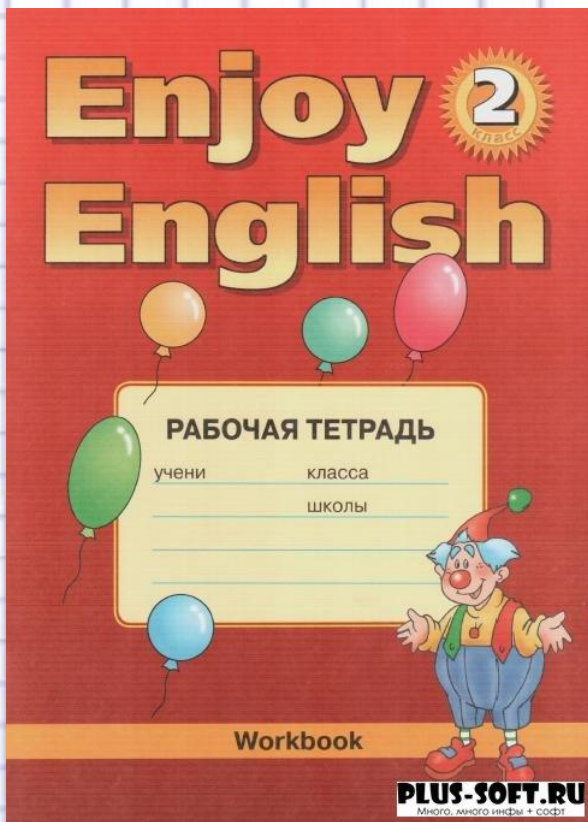
- **Mary –**
- **Frank –**
- **Kate–**
- **The frogs–**
- **The duck–**
- **A bat –**
- **Alice and I–**
- **Tricky and Alice-**



# Read!!!

- Ann
- Ann has
- Ann has got
- Ann has got a
- Ann has got a sad rabbit.
- Ann has got a big sad rabbit.





**Ex.1, p.54**