


Творческое занятие (Пасха- Easter)

What can we do at the English lesson today?

We can read, write, listen to our teacher, correct mistakes, speak and paint Easter eggs...



Date: _____

Name: _____

Form: _____

School: _____

1. Доброе утро!

1. Good Morning!

Good Morning!

Good Morning to You!

Good Morning!

Good Morning!

I'm glad to see You!




2. Как дела?

How are You today?

yellow O – I am fine, thank You!

pink O – Good!

violet O – Very well!



**3. ABC.3. Did You guess right? Был
правильно догадались? How many
Letters here?**

A B C D E F G

1 2 3 4 5 6 7

H I J K L M N

8 9 10 11 12 13 14

O P Q R S T U

15 16 17 18 19 20 21

V W X Y Z

22 23 24 25 26

**4. Can
you
find
colours?**

1. Blue 2 11 19 5

2. red _ _ _

3. orange _ _ _ _ _

4. white _ _ _ _ _

5. green _ _ _ _ _

6. black _ _ _ _ _

7. yellow _ _ _ _ _

8. brown _ _ _ _ _

9. grey _ _ _ _ _

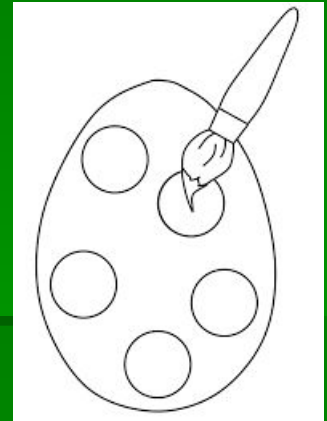
10. pink _ _ _ _ _

5. I like Easter.

My family will colour Easter eggs. I can colour Easter eggs too. Let's paint together!



6. Instruction



- 1) wet your brushes first,
- 2) dip your brushes into the water,
- 3) you have an Easter egg of white colour,

4) paint it in order of 1 to 9!

1. blue

2. red

3. orange

4. white

5. green

6. black

7. yellow

8. brown

9. grey

7. Rules

Don't put your brushes in the water!
Shake excess water from your brushes!



8. Письменная часть. **Correct the mistakes (of your classmates).**

Is this your painting? What have you drawn?

An **Easter** egg **is** a chocolate egg that **parents** give to their children_ as present at Easter.

Пасхальное яйцо-это шоколадное яйцо, которое родители дарят детям на Пасху.

9. Smile, please!

Улыбнись! Я делаю это сам.



10. Корзина успехов!

Basket of successes!

I can wet my brush ,
dip my brush into the water,
I have an Easter colorful egg.

My favourite colour
is _____.

My mark is _____.

Лашина Марина Григорьевна
учитель английского языка
МБОУ ОШ №3

