


# CLOTHES



# Fill in the missing words.

- **1. This skirt ... beautiful.**
- **2. His new shoes ... very nice.**
- **3. My old jacket ... black.**
- **4. I ... wearing my new hat.**
- **5. Her jeans ... blue.**

- **1. This skirt **is** beautiful.**
- **2. His new shoes **are** very nice.**
- **3. My old jacket **is** black.**
- **4. I **am** wearing my new hat.**
- **5. Her jeans **are** blue.**



**Ask questions for more information.  
Begin them with the words given in  
brackets.**


- 1. My mother will wear her pink blouse.  
(When)**
- 2. The boys went to the Zoo. (Where)**
- 3. My friend lives in Omsk. (Who)**
- 4. Tom will buy a new jacket. (What)**

**Ask questions for more information.  
Begin them with the words given in  
brackets.**

- 1. When will my mother wear her  
pink blouse?**
- 2. Where did the boys go?**
- 3. Who lives in Omsk?**
- 4. What will Tom buy?**

# What are you going to do?








# **Make up sentences.**

- 1. Mike, does, football, play?**
- 2. Not, swim, friend, my, can.**
- 3. Funny, is, his, cat, why?**
- 4. Play, do, you, hockey?**
- 5. Billy, to, wear, doesn't, like, jeans.**

# **Make up sentences.**

- 1. Does Mike play football?**
- 2. My friend can not swim.**
- 3. Why is his cat funny?**
- 4. Do you play hockey?**
- 5. Billy doesn't like to wear jeans.**

# Tastes differ





thankyou

The image features the word "thankyou" rendered in a vibrant, 3D, lowercase sans-serif font. Each letter is a different color: 't' is green, 'h' is blue, 'a' is magenta, 'n' is yellow, 'k' is red, 'y' is blue, 'o' is yellow, and 'u' is magenta. The letters are positioned on a white surface, creating soft, colorful reflections beneath them. The overall composition is clean and modern.