

Мой дом и моя комната


урок английского языка, 3 класс,
УМК «Английский в фокусе»

*Автор: Щеголева Алла
Александровна,
учитель английского языка
МОУ СОШ №2
г. Талдом*

ЦЕЛЬ И ЗАДАЧИ УРОКА

- **Цель урока:** Обобщение полученных знаний, умений и навыков по темам «Мой дом», «Моя комната»
- **Задачи урока:**
 - 1.Закрепить сформированные лексико-грамматические навыки, навыки говорения, чтения, аудирования и письма по темам «Мой дом», «Моя комната».
 - 2.Развивать оперативную память и способность к функционально-адекватному восприятию грамматических структур; развивать речевые умения монологической и диалогической речи по теме урока; строить высказывания по образцу и самостоятельно.
 - 3. Создавать высокий уровень познавательного интереса к предмету;
- воспитывать трудолюбие, чувство такта, навыки вежливого поведения.

MY HOME AND MY ROOM



WHERE IS CHUCKLES?

3




Chant

Where's Chuckles?
He's in the house!
Oh no! He's in the house!

Where's Mummy?
She's in the kitchen!
Where's Daddy?
He's in the bedroom!

Chuckles, come here!
Chuckles, come here!
Chuckles is in the house!

2a



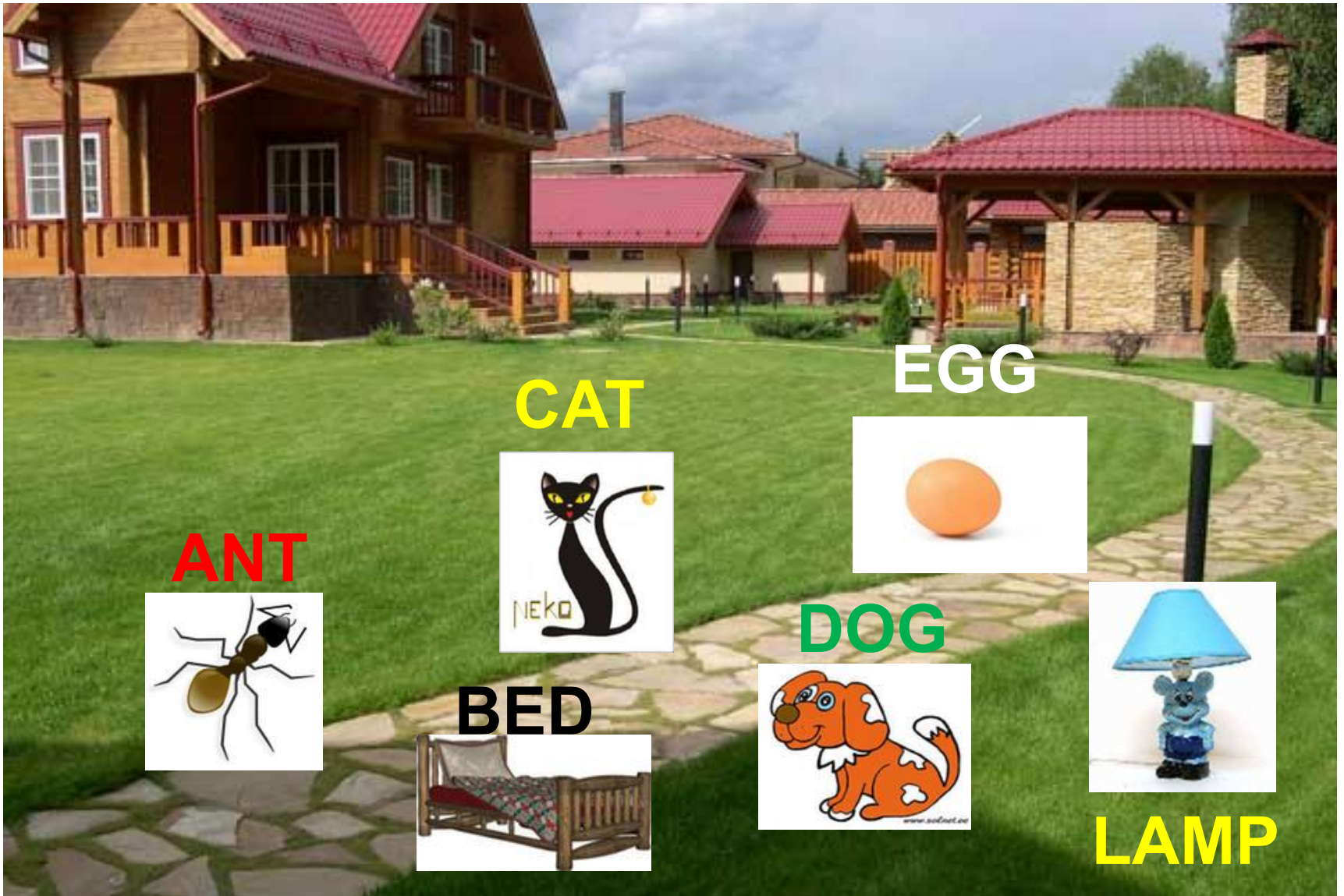
MY HOME AND MY ROOM

сегодня на уроке мы:

- * повторим слова по темам «Мой дом», «Моя комната»;
- * прочитаем рассказ;
- * составим диалоги;
- * послушаем сказку;
- * поем песенки.



THE WAY TO THE HOUSE



ANT



CAT



EGG



DOG



BED



LAMP



ROOMS



bathroom

bedroom

living room

kitchen

CHECK YOURSELF

Open your books on p.43
Look at ex. 2.

2 Read and choose.

1 garden



2 bathroom



3 living room




4 bedroom



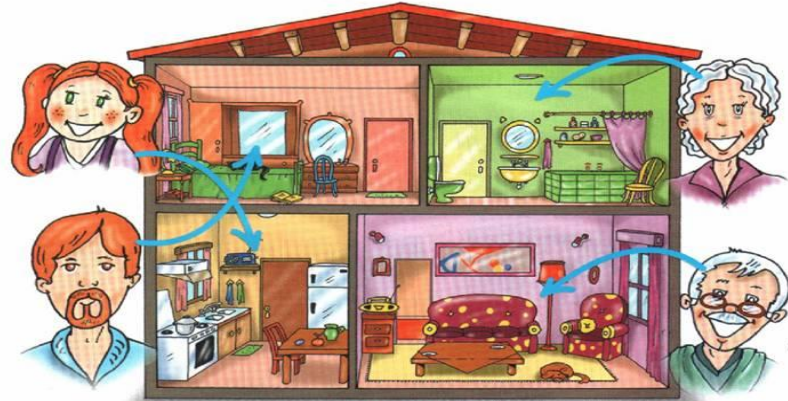
1-A
2-C
3-A
4-B

SPEAKING ON THE PHONE



Now I know

1 Chit-Chat



Where's
Daddy?



He's in the
bedroom.



WHERE IS GRANDPA?

2 Listen and draw lines.



Grandpa is ...  **in the bathroom.**

Grandma is ... **in the kitchen.**

Daddy is ...  **in the bedroom.**

Mummy is ... **in the living room.**

WHERE IS CHUCKLES?

- WHERE IS CHUCKLES?

- - Is Chuckles in the living-room?
- - No, he isn't.
- - Is he in the kitchen?
- - No, he isn't.
- - Is he in the bedroom?
- - No, he isn't.
- - Is he in the bathroom?
- - Yes, he is. Look! He is in the bath!


SING TOGETHER!

3  Sing and do.

2b

*Chuckles is in the house,
Chuckles is in the tree,
Chuckles is in the tree house,
Looking at you and me!*

*Chuckles is in the kitchen,
Chuckles is in the house,
Chuckles is in the bathroom,
Looking at a mouse!*



PLAY THE GAME!



LET'S HAVE A REST!

2  Sing and do.

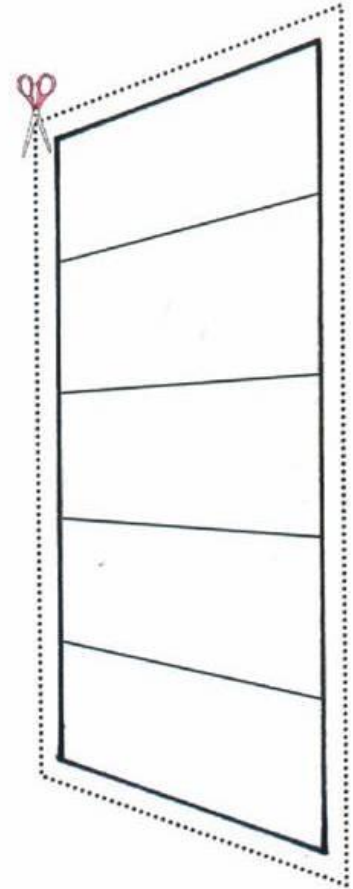
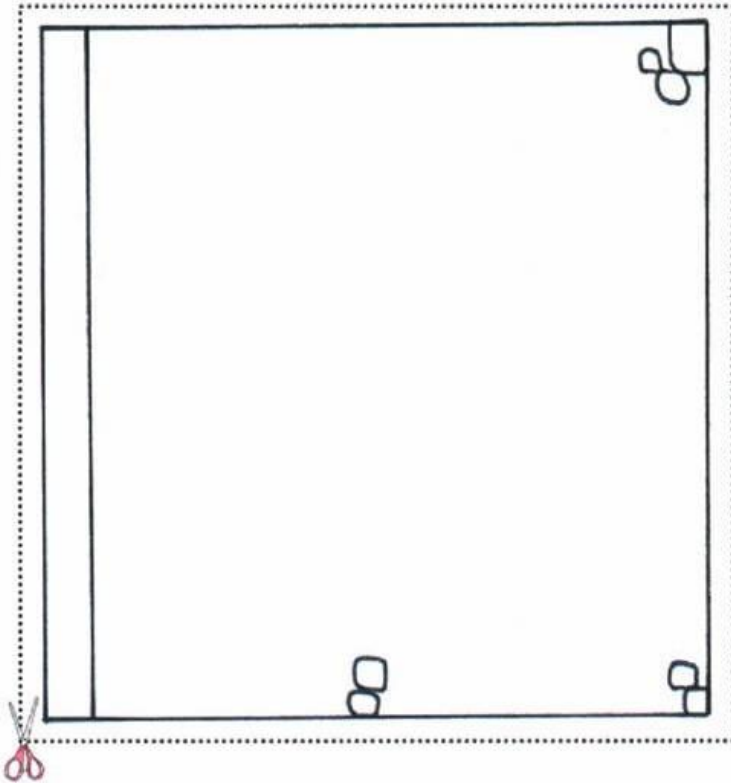
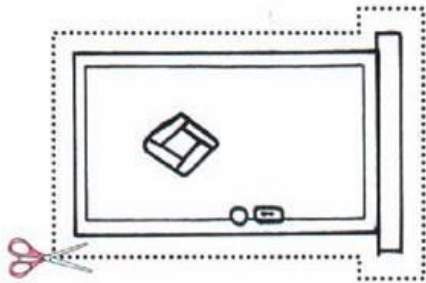
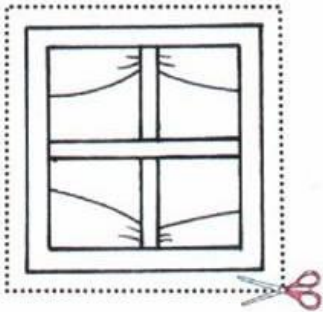
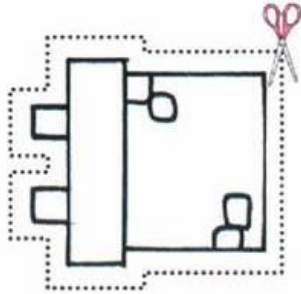


*This is my house,
This is the door!
The windows are clean,
and so is the floor!*

*Outside there's a chimney,
As tall as can be,
With smoke that goes up,
Come and see!*

MAKING THE HOUSE

Module 1



MY HOUSE IS ...



HOUSES



Listen and repeat the words

Fruits

A bird house


Vegetables

A green house

Flowers

A garden gnome

MY ROOM



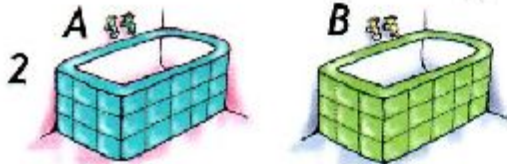
*This is my
bedroom:
a blue chair,
a red bed and
a brown table.*

CHECK YOURSELF

3 Read and choose.




a black chair



a blue bath



a green tree house



a yellow radio



a red bed



a brown table

1-A

2-A


3-A

4-A

5-B

6-B

PLAY THE GAME



FAIRY-TALE

The TOWN MOUSE & The COUNTRY MOUSE

Country Mouse: Hello, Town Mouse.
Welcome to my house!
It's very small, but it's very nice.
A lovely house
For two small mice!



Town Mouse: Oh no! It's very bare!
Where's the table?
Where's the chair?
No bedroom, no bathroom,
No kitchen - oh, dear!
I want to go home,
I don't like it here!



Home task

- ▶ To review the words
- ▶ To prepare for test p.42 - 43



TODAY WE HAVE...

- ✓ reviewed the words
- ✓ listened to the fairy tale
- ✓ made up the dialogues
- ✓ sung songs
- ✓ told about our house and flat
- ✓ played games

Список используемых ИСТОЧНИКОВ

1. Быкова Н.И., Дули Дж., Поспелова М.Д., Эванс В. Английский в фокусе: учеб. для 3 кл. общеобразовательных учреждений/ Просвещение, 2006 г.
2. Быкова Н.И., Дули Дж., Поспелова М.Д., Эванс В. Английский язык: рабочая тетрадь для 3 кл. общеобразовательн. учреждений. – М.: Express Publishing: Просвещение, 2006 г.
3. Дзюина Е.В. Игровые уроки и внеклассные мероприятия на английском языке.- М., “Вако”, 2007
4. <http://www.prosv.ru/>
5. <http://www.expresspublishing.co.uk/>
6. <http://www.teachers-corner.co.uk/>
7. Аудиоматериалы Быкова Н.И., Дж. Дули, Поспелова М.Д., Эванс В. Spotlight 2 Class CD. – М.: Express Publishing: Просвещение, 2008 г.
8. Картинки: <http://images.yandex.ru/>