

Презентация к уроку повторения и обобщения материала по теме «Прилагательные».

учитель английского языка
МБОУ «СОШ №15»г. Гусь-Хрустальный
Горчакова Елена Павловна

Topical Vocabulary.

Let's read and translate the words.

nice

silly

cute

talented

smart

kind

merry

big

small

friendly

unlucky

funny

brave

joyful

little

evil

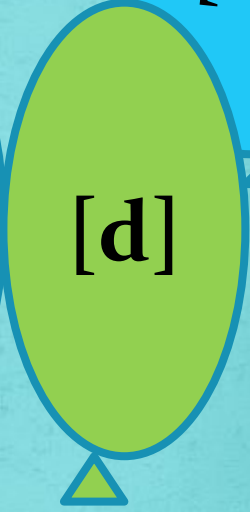
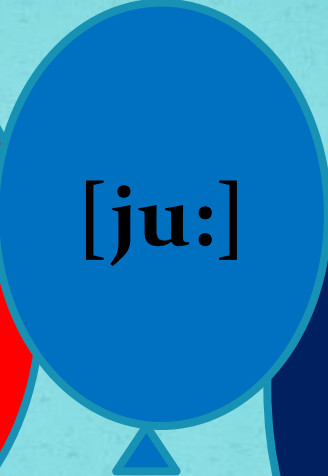

good

happy

[e]

Match the words and the sounds.

Соотнесите звуки и слова.



joyful

smart

brave

cute

silly

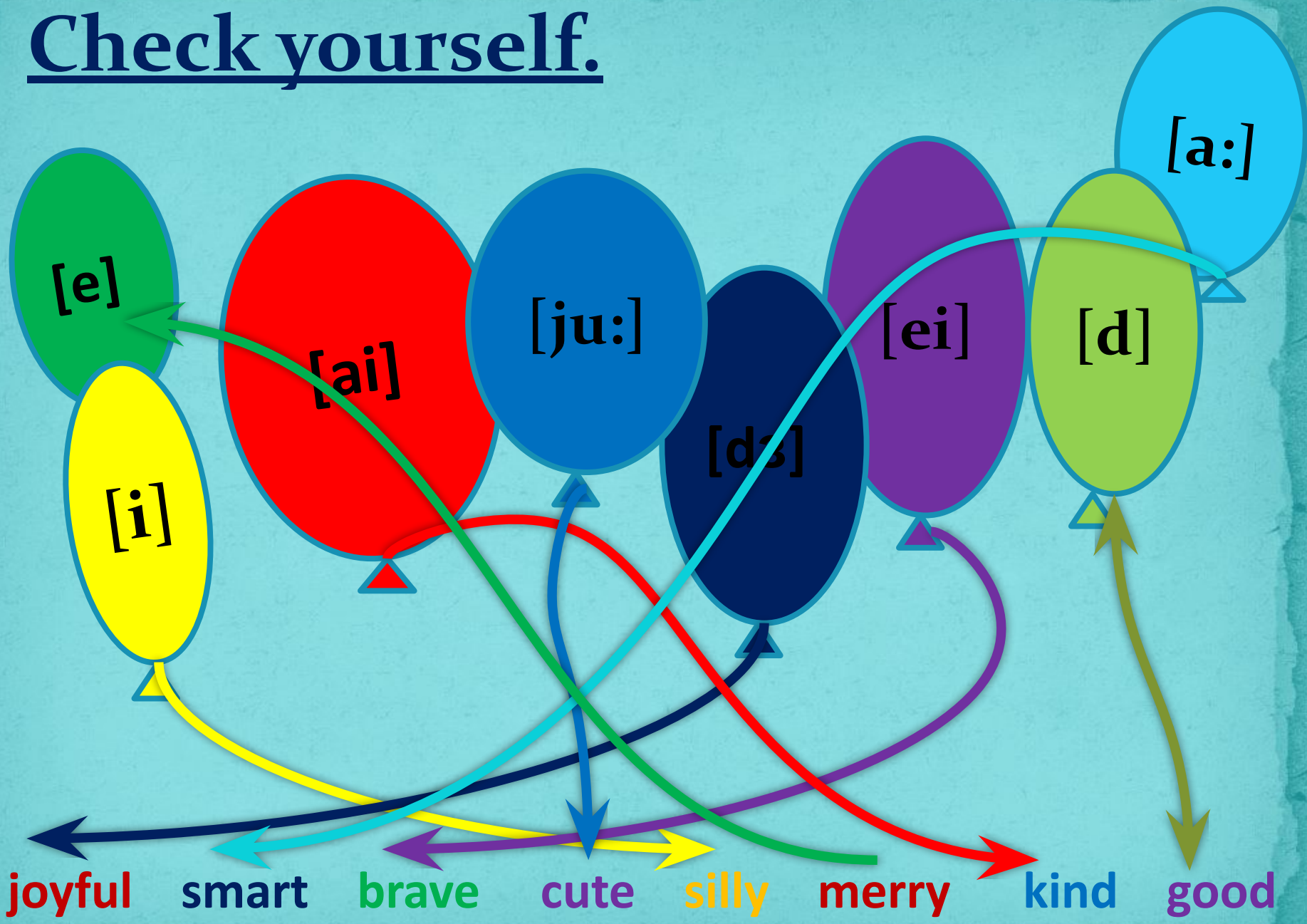
merry

kind

good

[e]

Check yourself.



joyful

smart

brave

cute

silly

merry

kind

good

Fill in the gaps. Заполните пропуски.

1. sm _ rt

2. ha _ py

3. go _ d

4. k _ nd

5. sil _ y

6. _ er _ y

7. b _ av _

8. t _ lent _ d

9. _ nl _ ck _

10. fri _ nd _ y

Check yourself.

1. smart
2. happy
3. good
4. kind
5. silly
6. merry
7. brave
8. talented
9. unlucky
10. friendly

Find 10 adjectives. Найдите 10 прилагательных.

q	j	n	j	t	z	e	u	p	e
w	h	p	s	a	a	d	g	i	b
a	y	e	m	l	q	y	z	p	x
e	g	c	a	e	y	n	l	p	f
e	v	i	l	n	k	n	i	a	r
h	t	n	l	t	c	u	t	y	t
a	f	n	u	e	u	f	t	l	g
p	r	m	i	d	l	t	l	l	h
p	d	p	o	c	n	c	e	i	y
y	e	t	u	c	u	v	o	s	u

For example:

q	j	n	j	t	z	e	u	p	e
w	h	p	s	a	a	d	g	i	b
a	y	e	m	l	q	y	z	p	x
e	g	c	a	e	y	n	l	p	f
e	v	i	l	n	k	n	i	a	r
h	t	n	l	t	c	u	t	y	t
a	f	n	u	e	u	f	t	l	g
p	r	m	i	d	l	t	l	l	h
p	d	p	o	c	n	c	e	i	y
y	e	t	u	c	u	v	o	s	u

Check yourself.

q	j	n	j	t	z	e	u	p	e
w	h	p	s	a	a	d	g	i	b
a	y	e	m	l	q	y	z	p	x
e	g	c	a	e	y	n	l	p	f
e	v	i	l	n	k	n	i	a	r
h	t	n	l	t	c	u	t	y	t
a	f	n	u	e	u	f	t	l	g
p	r	m	i	d	l	t	l	l	h
p	d	o	o	g	n	c	e	i	y
y	e	t	u	c	u	v	o	s	u

Unscramble the words. Расшифруйте СЛОВА.

1. utec -

2. enic -

3. etlilt -

4. nunyf -

5. odgo -

6. lycnuku -

7. nireldfy -

8. folyju -

9. ypahp -

10. daletnent -

Check yourself.

1. utec - cute
2. enic - nice
3. etlilt - little
4. nunyf - funny
5. odgo - good
6. lycnuku - unlucky
7. nireldfy - friendly
8. folyju - joyful
9. ypahp - happy
10. daletnent - talented

Match the picture and the sentence.
Соедини картинку и предложение.



He is smart.

She is kind.

They are happy.

Finish the sentences with the suitable words.
Закончите предложения подходящими по
смыслу словами.



1. They are _____ and _____.



2. Jerry is _____ and _____.



3. Leopold is _____ and _____.

kind
smart
funny
friendly
brave
nice
unlucky
cute

Check yourself.



1. They are funny and friendly.





2. Jerry is smart and brave.



3. Leopold is kind and nice.

Describe the character. Опиши героя.



**I thank you for the
lesson.**



ССЫЛКИ:

1.

<http://www.google.ru/imgres?imgurl=http://starinform.com/wp-content/uploads/2012/11/dQ8vywHY-600x351.jpg&imgrefurl=http://starinform.com/istoriya-uspexa/sekrety-schastlyudej.html&h=351&w=600&tbnid=2ZtKWdRC6B2unM:&zoom=1&docid=5CcATQ-NCGP&ei=6AKsU7vCH8qGywOq34Bo&tbm=isch>

2. http://www.google.ru/imgres?imgurl=http%3A%2F%2Ffi.obozrevatel.ua%2F15%2F1593364%2F112675.jpg&imgrefurl=http%3A%2F%2Flife.obozrevatel.com%2Fboiling%2F14783-10-samyih-umnyih-lyudej-kotoryie-zhivut-sejchas.htm&h=440&w=660&tbnid=-EhZc4-T6dDGeM%3A&zoom=1&docid=CDU48TQuTUxIpM&ei=ywKsU_H1LOH8ygOisIGwBw&tbm=isch&ved=oCIYBEDMoYTBh&iact=rc&uact=3&dur=392&page=4&start=73&ndsp=27

3. http://www.google.ru/imgres?imgurl=http%3A%2F%2Fstat20.privet.ru%2Flr%2F0899158475e17cc6d508ee982941b1&imgrefurl=http%3A%2F%2Fblogs.privet.ru%2Fcommunity%2Farianija%2F119883258&h=591&w=600&tbnid=GE__Ru8fRKJNtM%3A&zoom=1&docid=wy7wujRDPek7PM&ei=8AKsU5nKF6P8ywP100HQCQ&tbm=isch&ved=oCCMQMygHMAc&iact=rc&uact=3&dur=1303&page=1&start=0&ndsp=20

4.

http://www.google.ru/imgres?imgurl=http://allday.ru/uploads/posts/thumbs/1208791866_leopold_3.jpg&imgrefurl=http://downloads-world.net/?a%03Df%026b%03DqcGlRppZyZmmk9KnqpNXxK-dj5Cnt4edtcKisotOhoS8m7Sp&h=632&w=500&tbnid=HVx6Te1duf4ysM:&zoom=1&docid=QnKNMZCzfdsjKM&ei=bQSsU63vK4iCzAOD1IKoBw&tbm=isch

5.

http://www.google.ru/imgres?imgurl=http%03A%02F%02Fkartadohoda.ru%02Fwp-content%02Fuploads%02F2012%02Fo8%02Foriginal-236x300.jpg&imgrefurl=http%03A%02F%02Fkartadohoda.ru%02Fbiznes-ideya-pisma-ot-lyubimyx-geroev-multikov%02F&h=300&w=236&tbnid=jojyO-pRc__kHM%03A&zoom=1&docid=w_qjHgJfPEtf8M&ei=bQSsU63vK4iCzAOD1IKoBw&tbm=isch&ved=oCCUQMygJMAk&iact=rc&uact=3&dur=439&page=1&start=o&ndsp=27

6.

<http://www.google.ru/imgres?imgurl=http%03A%02F%02F900igr.net%02Fdatai%02Fiskusstvo%02FMultiki.files%02Fo001-001-Geroi-multifilmov.jpg&imgrefurl=http%03A%02F%02F900igr.net%02Ffotografii%02Fiskusstvo%02FMultiki.files%02Fo01-Geroi-multifilmov.html&h=288&w=342&tbnid=6oClQnx9JnoUxM%03A&zoom=1&docid=RyZloSDo3nrdZM&ei=bQSsU63vK4iCzAOD1IKoBw&tbm=isch&ved=oCFcQMygyMDI&iact=rc&uact=3&dur=343&page=2&start=27&ndsp=29>

7.

http://www.google.ru/imgres?imgurl=http%3A%2F%2Fsocvopros.ru%2Fuploads%2Fimages%2F00%2F01%2F38%2F2011%2F02%2F10%2F88f52131e4.jpg&imgrefurl=http%3A%2F%2Fsocvopros.ru%2Fblog%2FV_Kontakte_-_Graffiti%2F552.html&h=250&w=500&tbnid=8omVvzHFh7fQRM%3A&zoom=1&docid=a9NUFjDDOisoLM&ei=bQSsU63vK4iCzAOD1IKoBw&tbnid=isch&ved=oCHQQMyhPME8&iact=rc&uact=3&dur=5448&page=3&start=56&ndsp=29

8.

http://www.google.ru/imgres?imgurl=http%3A%2F%2Fdisneyland-pari.ucoz.ru%2Fpng%2Fgeroi_disneya_17.png&imgrefurl=http%3A%2F%2Fdisneyland-pari.ucoz.ru%2Fblog%2Fgeroi_uolta_disneja_kartinki_png_skachat%2F2013-10-16-2&h=500&w=265&tbnid=3eWoU2GPCEwBdM%3A&zoom=1&docid=3u_dhLdILHGZUM&ei=fwWsU5WsHsGAYwOAuYDQDQ&tbnid=isch&ved=oCDcQMygvMC84ZA&iact=rc&uact=3&dur=2175&page=6&start=146&ndsp=29

9.

http://www.google.ru/imgres?imgurl=http%3A%2F%2Fcs9868.userapi.com%2Fu29527240%2F-14%2Fxd1125188.jpg&imgrefurl=http%3A%2F%2Fwww.liveinternet.ru%2Ftags%2F%25E3%25E5%25F0%25EE%25E8%25B%25EC%25F3%25EB%25FC%25F2%25E8%25EA%25EE%25E2%2F&h=436&w=550&tbnid=WdrrEBKIoelAoM%3A&zoom=1&docid=8_VgO4eYgoCWFM&ei=MAasU779F4X9ygPdsICQDQ&tbnid=isch&ved=oCBoQMygVMBU4yAE&iact=rc&uact=3&dur=430&page=8&start=206&ndsp=31