


Презентация к уроку «Школа» «Что мы делаем в школе?» UNIT 7 Английский язык, УМК «Английский с удовольствием» / "Enjoy English", 4 класс М.З.Биболетова, О.А.Денисенко, Н.Н. Трубанёва



Борисова Надежда
Александровна
МБОУ СОШ № 49 г.Мурманск

Guess the word by the letters

— — — — —



Guess the word by the
letters

s c h o o l



Look at the picture and guess the topic of our lesson





What do we
do at

School



“School is a place where...”



Listen and read:

Ex. 9 p. 102

Listen, sing, window, **video**, picture


Clean, read, speak, feed, teacher

Draw, talk, board, small, tall, wardrobe

Ask, answer, by heart, classroom, classmate

Translate, table, **break**, classmate, wait

Count, down, loudly, house, now, cow, mouth



Look at the picture. Listen to what Jim told his mother about his new classroom. Use the words: board, video, poster, desk, bag, bookshelf, teacher's table

- **Ex.1 p.100 Continue his story**

Example: There is a goldfish in the classroom...



Look at the picture again.
Compare your classroom with the
classroom in the picture.
Work in pairs.

Ex.2 p.100

Example: There is a goldfish in Jim's classroom.
But there is no goldfish in our classroom.

There is a board in Jim's classroom. And there is a
board in our classroom too.



Match the words.

• Ex.4p.101

- a) learn questions
speak songs
sing English
answer by heart



Check your answers.

Make up your own sentences.

a) learn by heart

speak English

sing songs


answer questions



Match the words.

• Ex.4p.101

b) stand from ...to
translate down
count from...into
sit up



Check your answers.

Make up your own sentences.

- Ex.4p.101

b) stand up

translate from...into

count from ...to

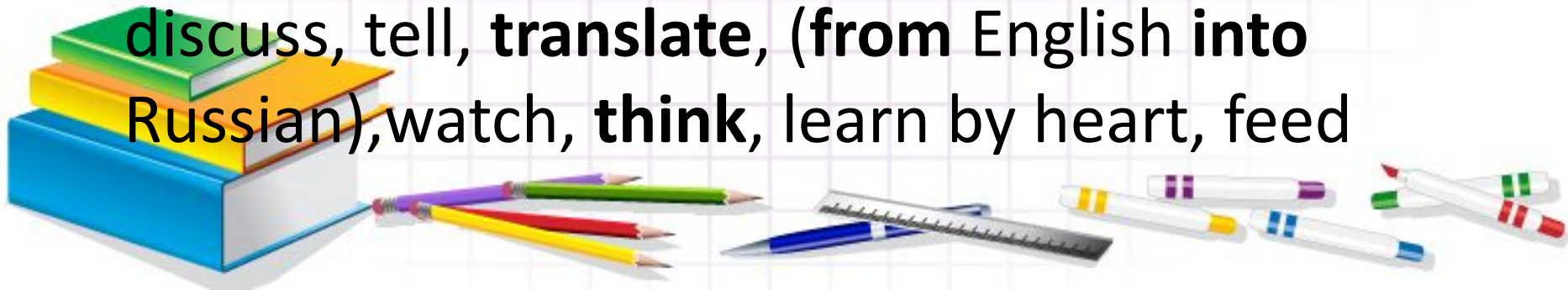
sit down



Read the words. Say what you usually do in the lessons. Work in groups.

- Ex.3 p.101

Dance, draw, clean, read, help, count, write, listen, play, jump, speak, sing, learn, run, sit, stand, **ask questions, answer the questions, discuss, tell, translate, (from English into Russian), watch, think, learn by heart, feed**



Complete the sentences .Say what pupils must or mustn't do in the lessons.

- Ex.6p.101

Example:

Pupils must answer the teacher's questions.

Pupils **must be polite.**

Pupils mustn't draw on the desks.



Arrange the sentences in the correct order. Work in pairs. Ex.11.p.102

They count pencils and play computer games.

1. Jason and Becky usually have three lessons.

The first lesson is Maths.

In the second lesson Jason and Becky learn English.

In the third lesson they sing songs and draw funny pictures.

They speak English and write new words.

Children have a good time at school.



Listen and check. Ex.11.p.102

1. Jason and Becky usually have three lessons.
2. The first lesson is Maths.
3. They count pencils and play computer games.
4. In the second lesson Jason and Becky learn English.
5. They speak English and write new words.
6. In the third lesson they sing songs and draw funny pictures.

7. Children have a good time at school.



Ask your classmate and say what he or she likes (doesn't like) to do in the lesson. Work in pairs.

- Ex.7p.102

Example: Do you like to draw ? – Yes ,I do/ No , I don't.

Oleg/Dasha likes(doesn't like) to draw.



Say what you like to do.
Compare your answer with your
classmates' answers.

- Ex.8p.102



Ask your classmates what they like best and what they don't like to do in the English lesson. Work in

Name	To write	To read	To speak English	To sing
Inga	+	+	+	+
...				
...				
...				



Look at the table. Say what your classmates like to do.

- Ex.15 p.103

Example:

My classmates like to sing in the English lesson.



“The more we get together
the happier ... we ...”

