



Гимназия 1515



The using of Interactive Technologies at English Lessons in order to increase students' motivation

*Students: Lazarev E.S.
Fazli M.K.
Teacher: Belyaeva E.I.*



Гимназия 1515



*You can lead a horse to
water, but you can't
make him drink*

The proverb



Гимназия 1515



- If you want to succeed in your life you need to know the language, because *English is the most important language*.
- Almost 60% people in the world use English regularly.
- About 300 million people are actively studying the English language.
- But we come across another problem – students' motivation.



Гимназия 1515



**English is the language of
technologies and
progress.**



THE AIM OF THE PROJECT

The aim of the present research work is to cover the possibilities of information technologies (of the SMART Board in particular) in education in order to use them at English lessons for the formation of students' motivation.

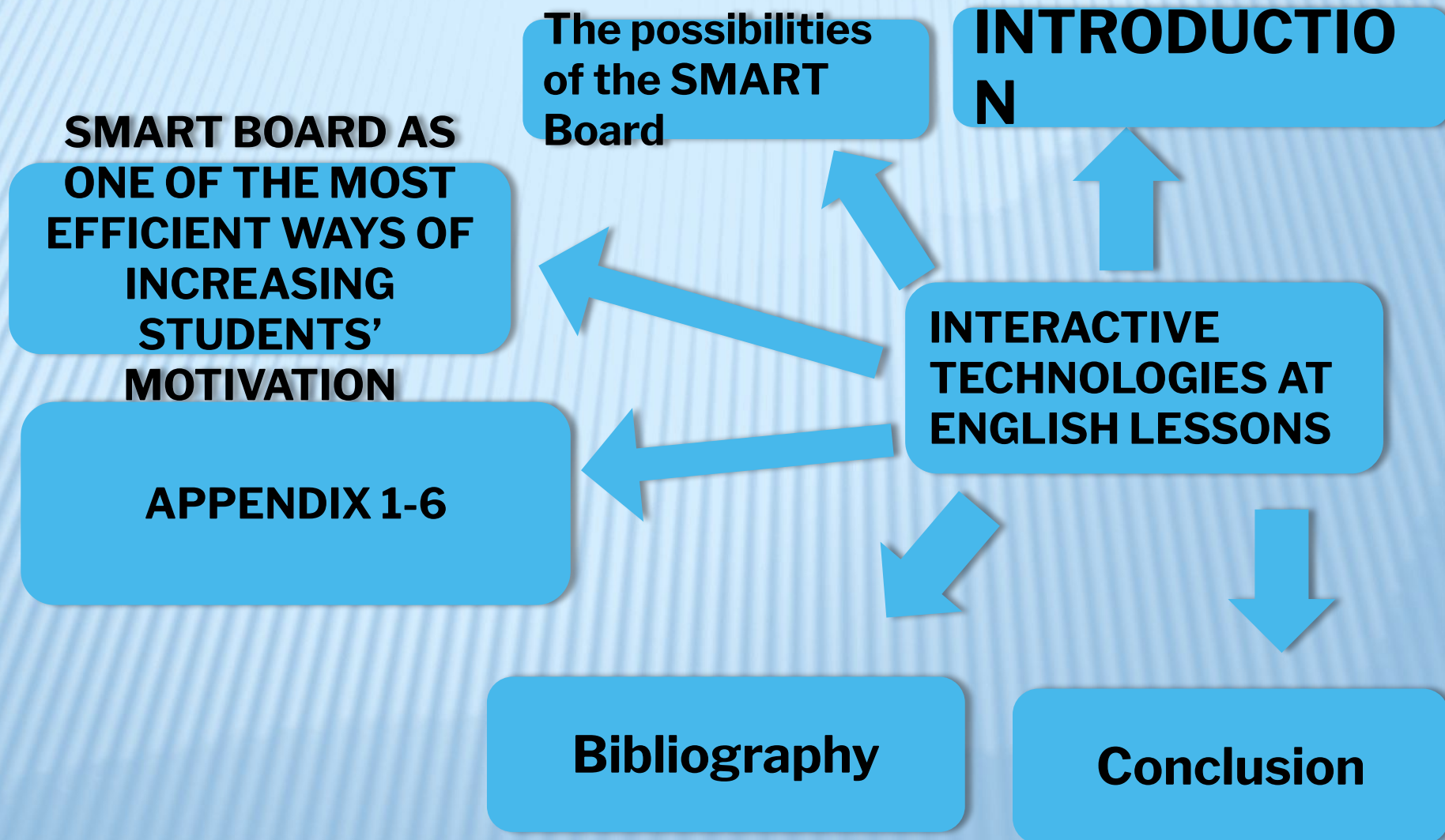


THE PURPOSES

- To learn about information technologies in education.
- To analyze the development of school boards.
- To make up a questionnaire to interrogate the poll concerning the SMART Board.
- To make up a presentation.
- To consider the effect of information technologies on the process of education.
- To create a program to use on the SMART Board and to describe the way it can be used at the lessons.
- To offer the tasks for our program
- To analyze how interactive Technologies influence children' motivation to learning.



Гимназия 1515





Гимназия 1515



- *The object* of the research work is the ways of using SMART Board to increase students' motivation;
- *The subject* of the present work is SMART Board Technologies;



Гимназия 1515



THE ADVANTAGES AND DISADVANTAGES OF SMARTBOARD


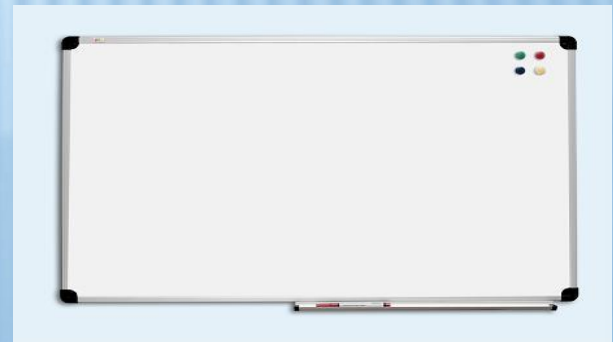





Гимназия 1515



THE HISTORY OF SMARTBOARD






Гимназия 1515



Last year we made the video about the SMART Board, which you can see on the site:

<http://gym1515.rutube.ru>

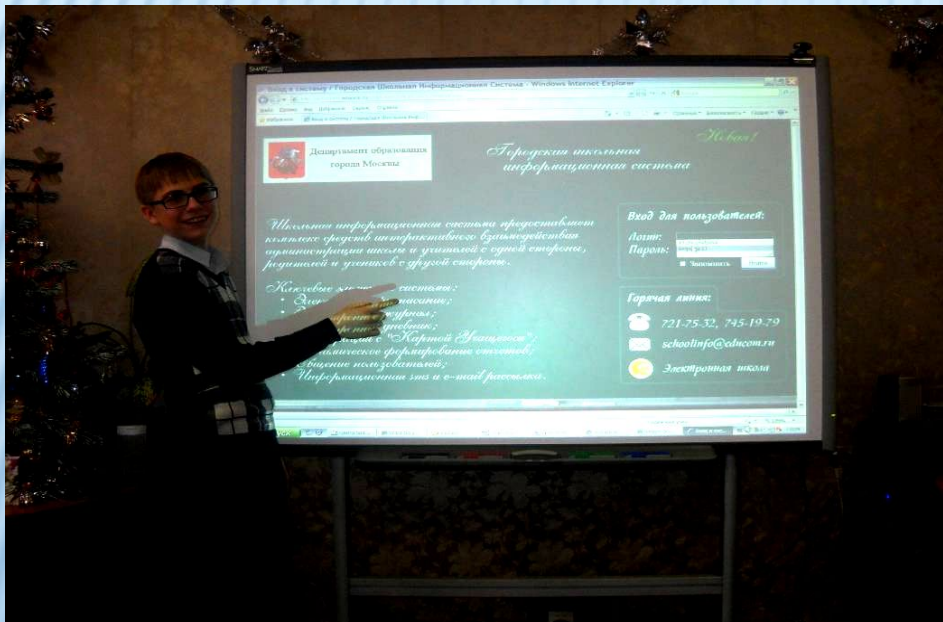




Гимназия 1515



CLICKS AND TOUCHES



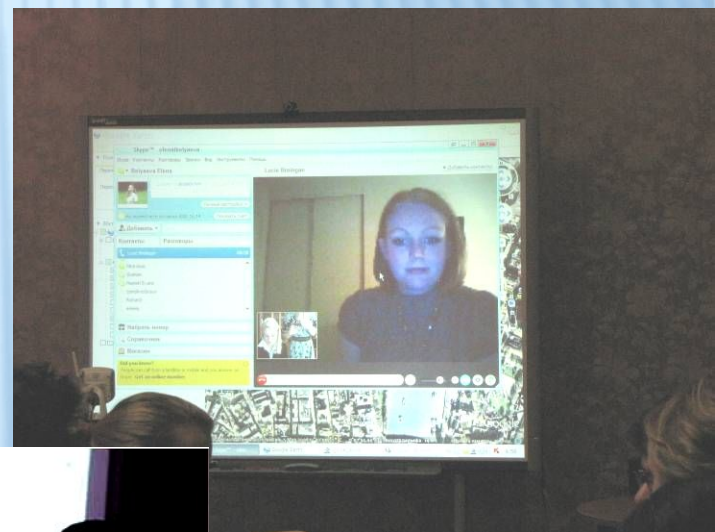
Students work - a simple touch of a finger



Гимназия 1515



WAYS TO USE SMARTBOARD





Гимназия 1515



ADDITIONAL BUTTONS




Below the pen tray there are two buttons



Гимназия 1515



CALIBRATION




Before starting work on the interactive whiteboard we must standardize it with our fingers.



Гимназия 1515



THE NOTEBOOK




We can use it to write a text or to draw in different colors on the SMART Board. Most models of SMART Board include a pen tray on the front of the interactive whiteboard that holds four plastic pen tools and an eraser



Гимназия 1515



A SHADOW SCREEN



During the dictations or questions we use the so-called shadow screen.



Гимназия 1515



THE PRESENTATIONS

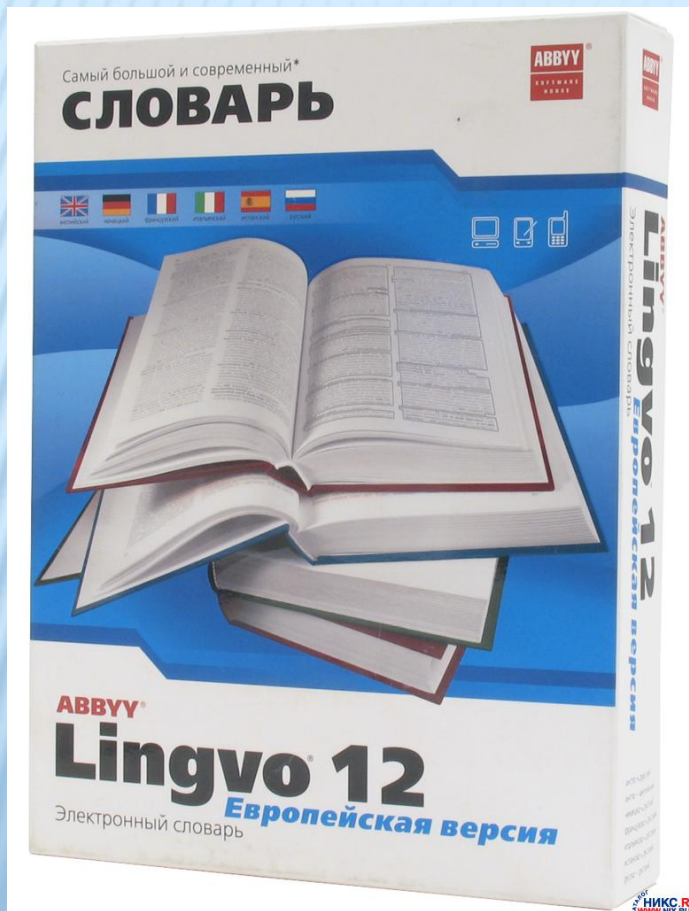


Presentation is the practice of showing and explaining the contents of a topic to an audience or learner.

Гимназия 1515



A COMPUTER DICTIONARY



Nowadays
computer
dictionaries
can help a lot.



Гимназия 1515



THE INTERNET SITES



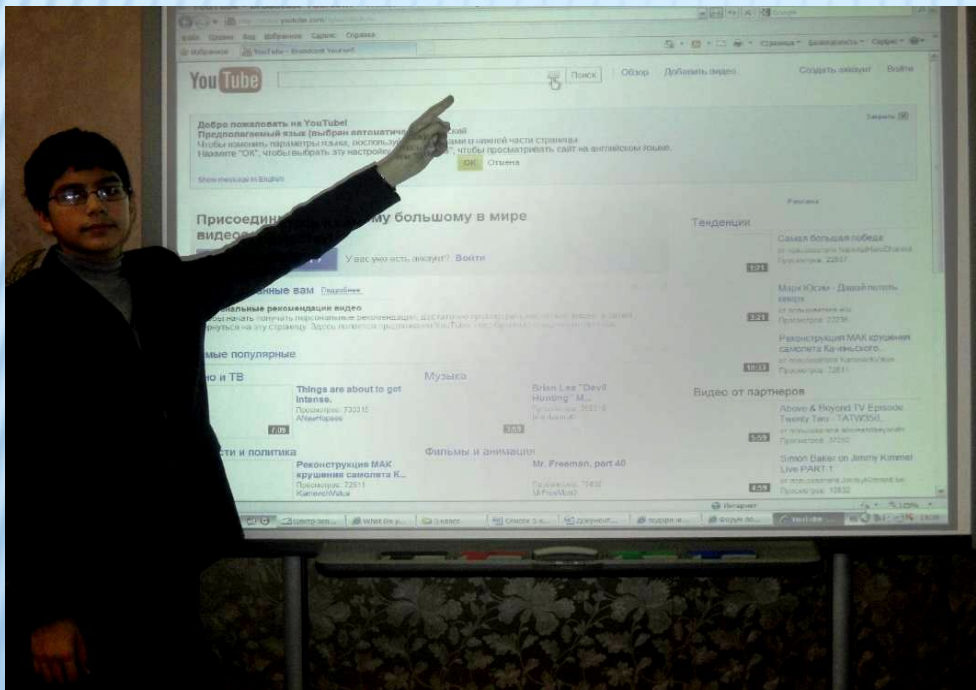
We often work with the internet at our lessons.



Гимназия 1515



YOUTUBE



YouTube is a video-sharing website.



Гимназия 1515



E-MAIL




We
sometimes
send our
homework
through
e-mail to our
teacher.



Гимназия 1515



THE GOOGLE-MAP




We use the Google-map to travel through the world.



Гимназия 1515



THE TABLET



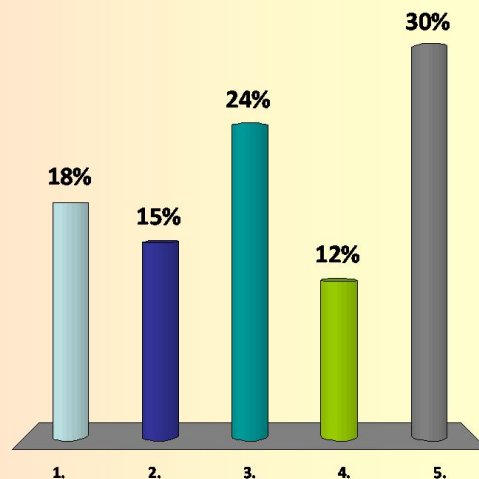
The tablet is a device for entering drawings by hand directly into the computer.



REMOTE-CONTRROLS

WHICH ACTIVITIES HAVE YOU ENJOYED?

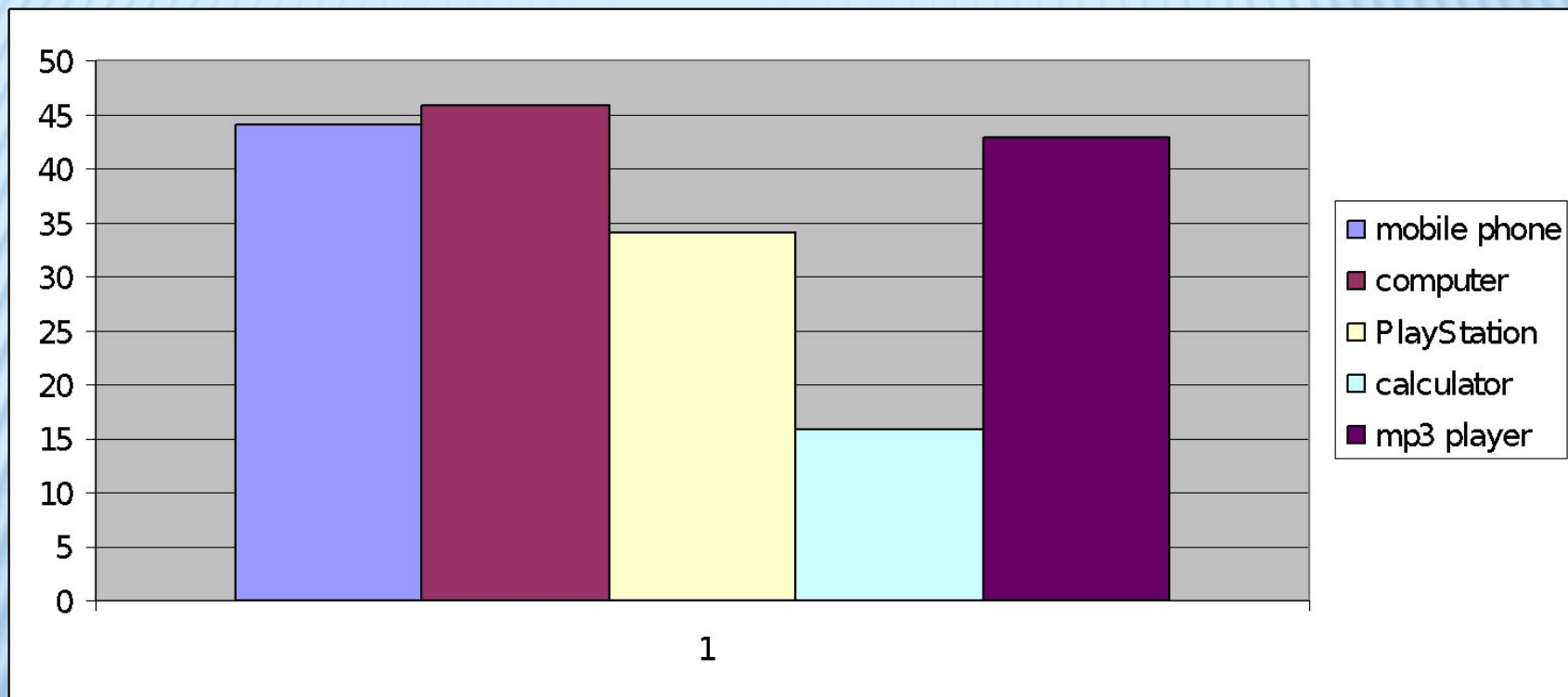
1. GRAB A CARD GAME
2. POWER POINT PRESENTATION
3. 'FIND A FRIEND' GAME
4. SINGING A SONG
5. SKYPE



We have also little remote-controls. They work with the program «Turning point».



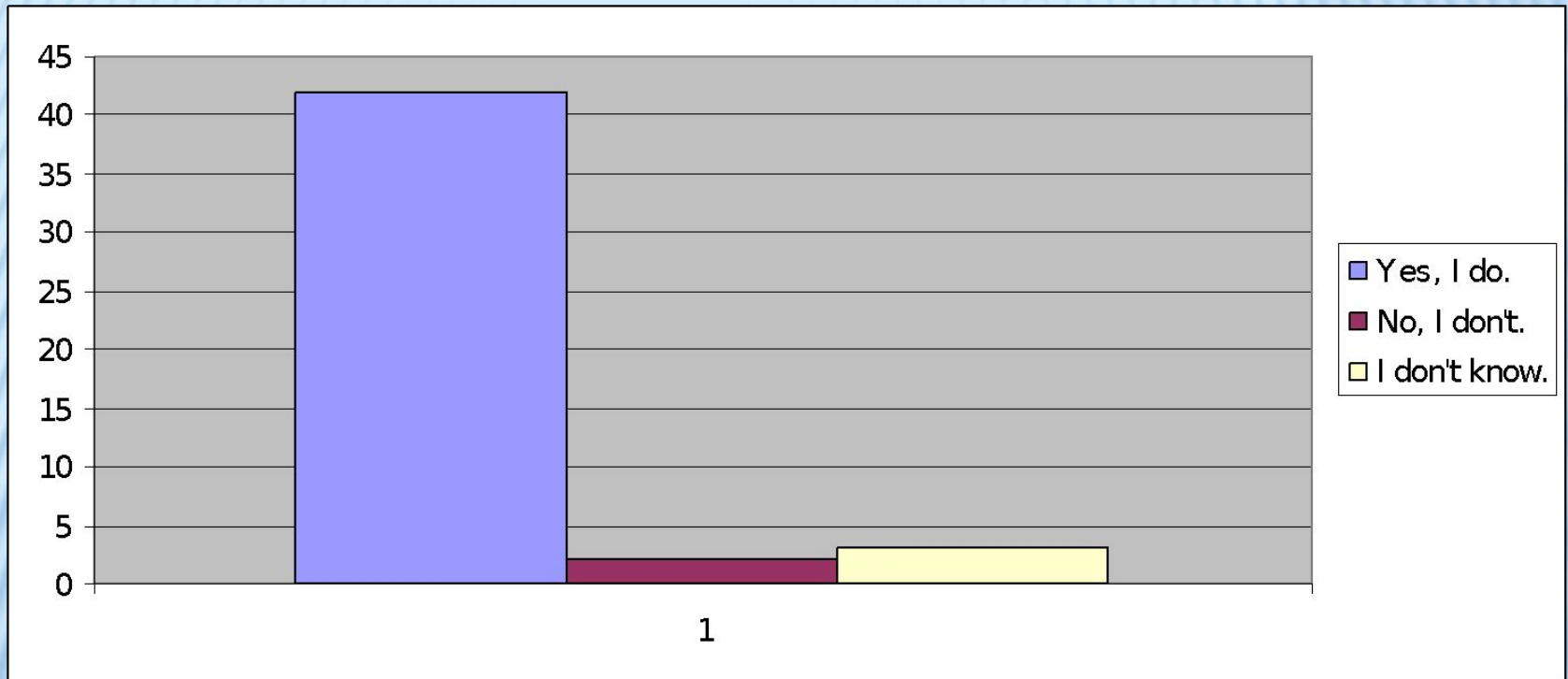
Гимназия 1515



What electronic gadgets do you use in your everyday life?



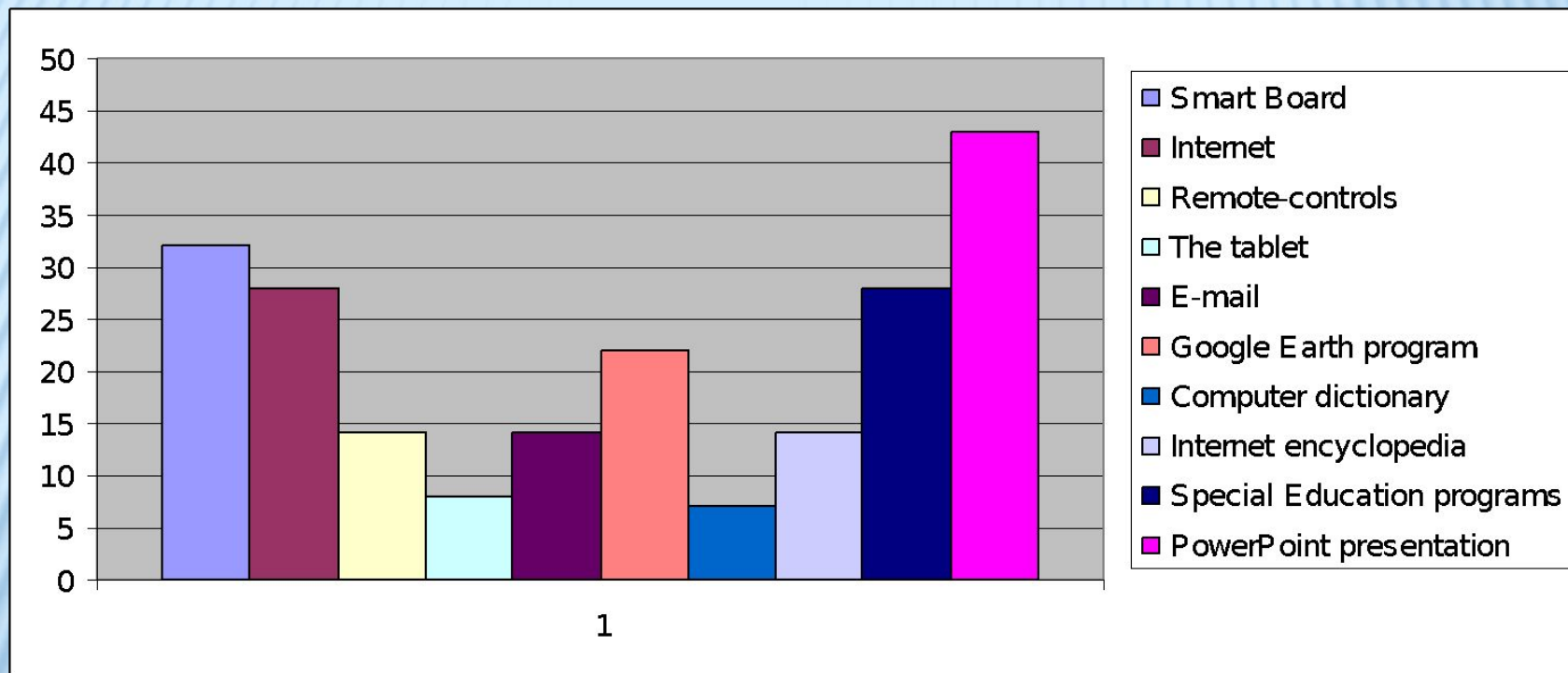
Гимназия 1515



Do you think using compute technologies can make lessons more interesting and more captivating?



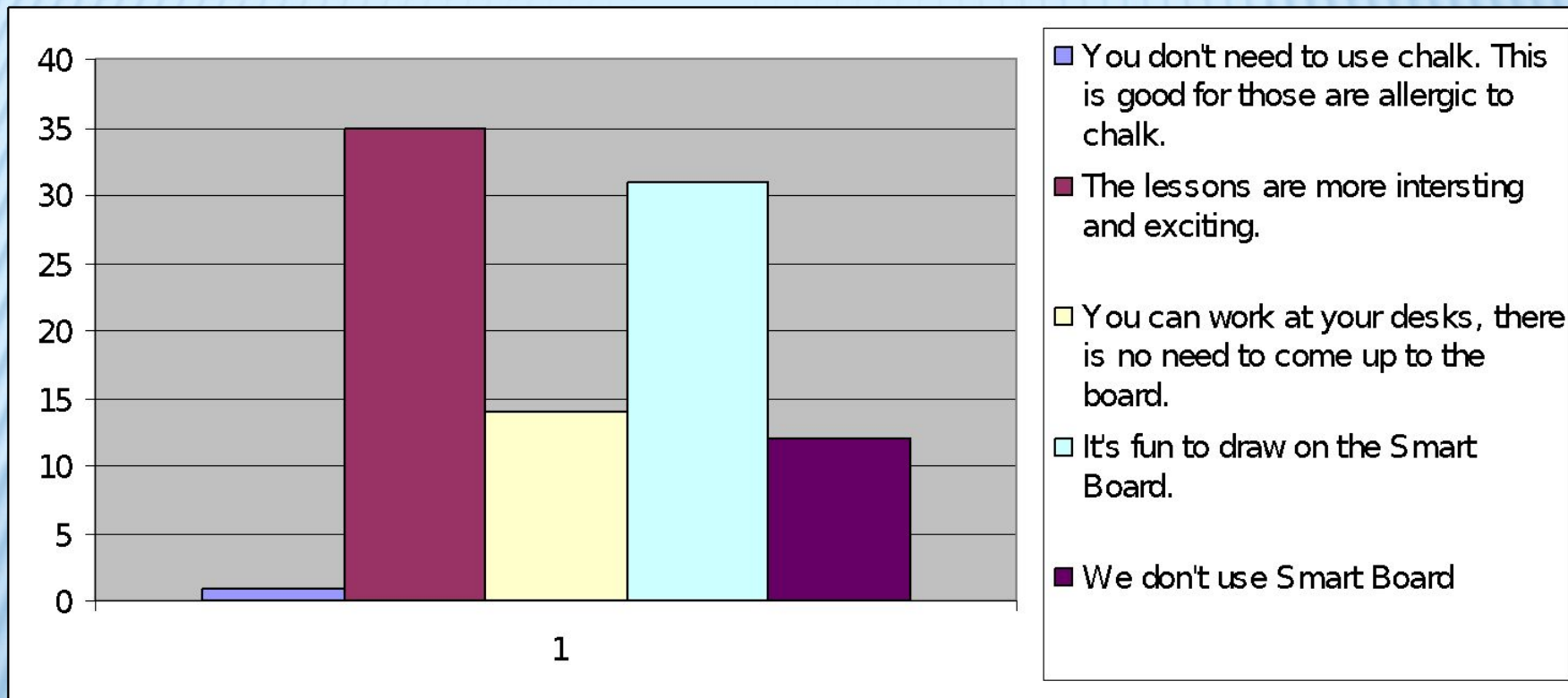
Гимназия 1515



What kind of computer technologies and gadgets do you use at English lesson?"



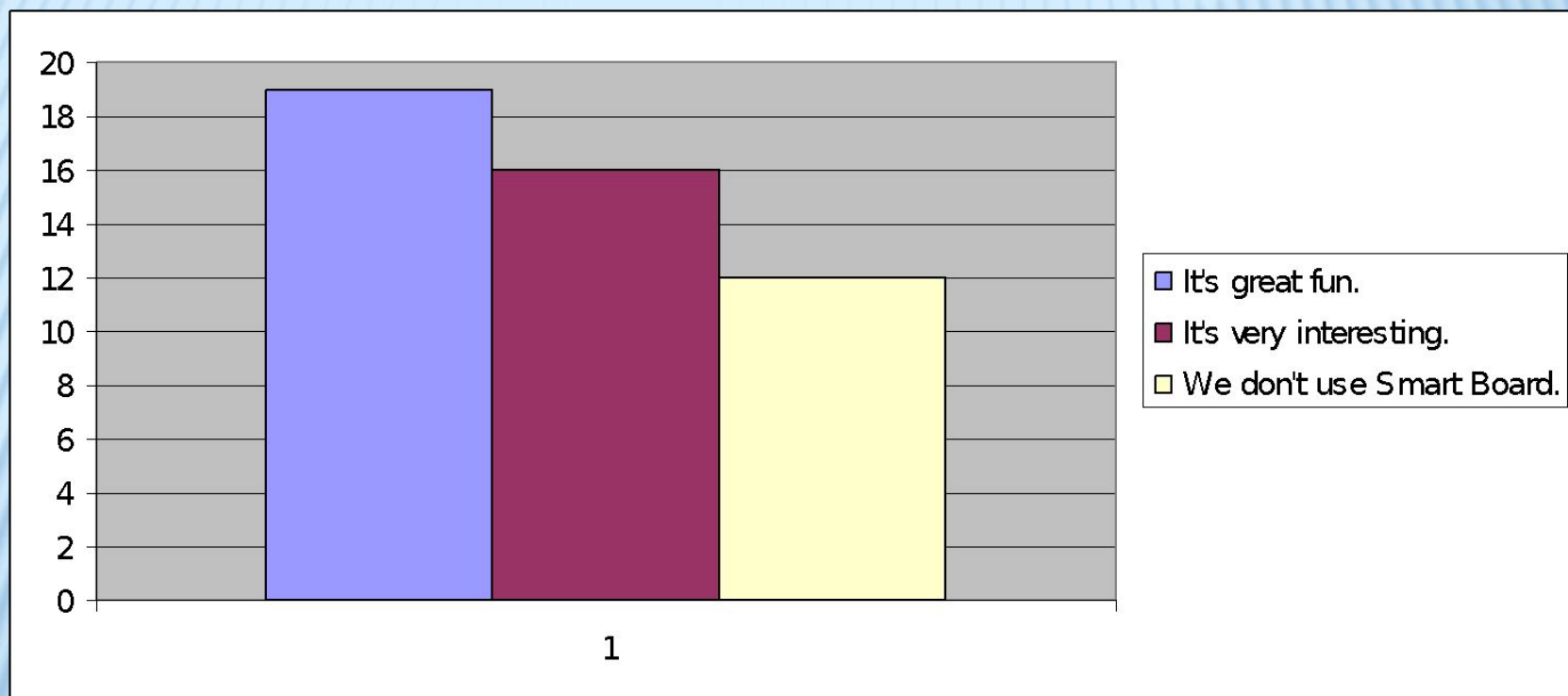
Гимназия 1515



Why do you like using SMART Boards?



Гимназия 1515



Why do you think it is important to use SMART Board technologies?



Гимназия 1515



THE TWELVE SQUARES.

<i>1</i>	<i>2</i>	<i>3</i>	<i>4</i>
<i>5</i>	<i>6</i>	<i>7</i>	<i>8</i>
<i>9</i>	<i>10</i>	<i>11</i>	<i>12</i>

0 0	6,35 0	12,7 0	19,05 0
0 6,35	6,35 6,35	12,7 6,35	19,05 6,35
0 12,7	6,35 12,7	12,7 12,7	19,05 12,7





Гимназия 1515



Guess a melody

= the game =

Make a choice



We also offer another program which is very similar to the program “Twelve squares”. It’s called “guess a melody” .



Гимназия 1515



- Thanks to SMART Board technologies our lessons have become brighter.
- Using SMART Boards options help us to concentrate, be involved and look forward to our next lessons.
- Thus, the aim of the research work has been achieved and we have proved our hypothesis that it is possible to increase student's motivation by means of interactive technologies.



Гимназия 1515



THANK YOU FOR
ATTENTION!