



TIME & CLOCKS



*Выполнила учитель английского языка
МБОУ СОШ 2. имени А.Асеева и Ю.
Голикова*

Ракитянская Анна Анатольевна



WE USE TO LEARN THE TIME...



A CLOCK



AN ALARM CLOCK



A WATCH



INTERESTING TO KNOW:

B

C

A



A FACE

HANDS



ASKING AND TELLING THE TIME:

B

C

A



-WHAT TIME IS IT?
-IT'S 5 O'CLOCK.



WHAT TIME IS IT?



O'CLOCK

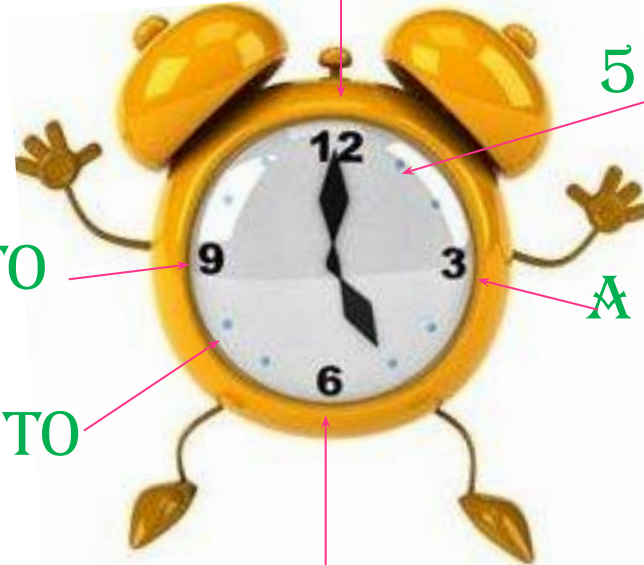
5 MINUTES PAST

A QUARTER TO

A QUARTER PAST

20 MINUTES TO

A HALF



MATCH THE TIME:

1. It's three o'clock.	A 12.35
2. It's a quarter past eight.	B 8.05
3. It's ten thirty.	C 11.25
4. It's five to five.	D 1.58
5. It's nine twenty-five.	E 8.15
6. It's twenty-five to eleven.	F 4.55
7. It's two to two.	G 10.35
8. It's eleven twenty-five.	H 9.25
9. It's five past eight.	I 10.30
10. It's twelve thirty-five.	J 3.00



WHAT TIME IS IT? WRITE IN NUMBERS:

- 1. It's seven thirty -
- 2. It's five to ten -
- 3. It's one to one -
- 4. It's a quarter past three -
- 5. It's eight forty-five -
- 6. It's ten past eleven-.....
- 7. It's a quarter to three-
- 8. It's four thirty-five -
- 9. It's twelve o'clock -
- 10. It's two fifty-five. -



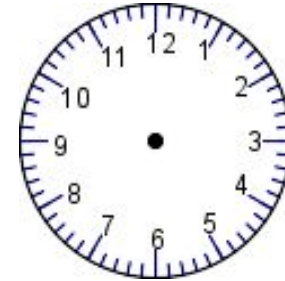
WHAT'S THE TIME? DRAW:



It's eleven o'clock.



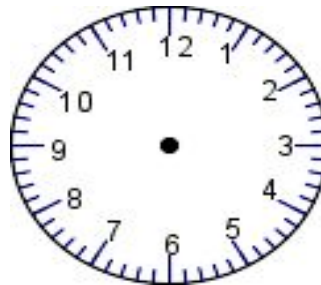
It's twenty to nine.



It's a quarter past six.



It's three thirty.



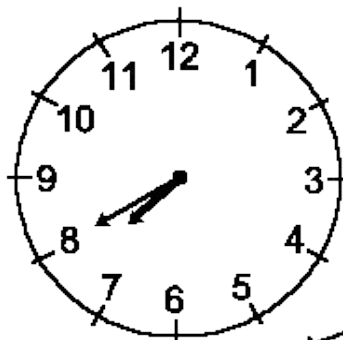
It's ten to seven.



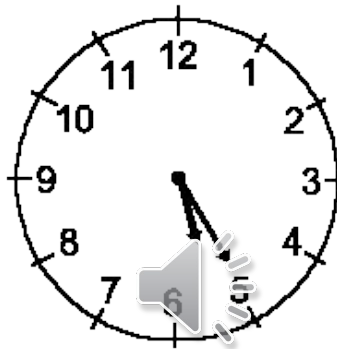
LOOK AT THE CLOCKS AND WRITE THE TIME:



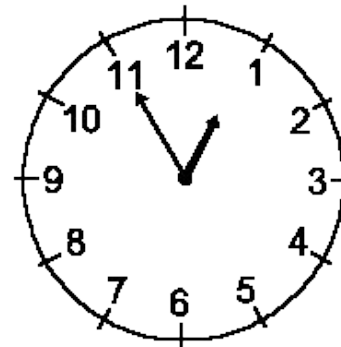
1.



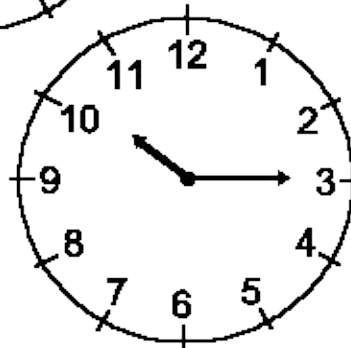
2.



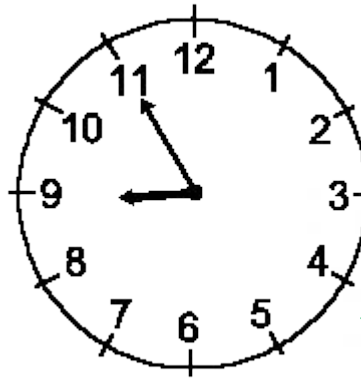
3.



5.



4.



SELF-CHECK:

- Did you like the topic «Time & clocks» ?
- What did you like?
- What was the most difficult?



GREAT!
YOU DID WELL!

B

C

A

