



The community for schools
in Europe

The free and safe platform for teachers to connect, develop
collaborative projects and share ideas in Europe

338659 Teachers · 45119 Projects · 148885 Schools

- Визначальною рисою проекту Twinning є безпосередній обмін специфічним досвідом у окремо взятій сфері державного регулювання з метою впровадження норм та стандартів ЄС, передачу “ноу-хау” та передової практики між державними органами країн – членів ЄС та їхніми партнерами-бенефіціарами, випрацювання унікального національного досвіду.

eTwinning



Portal

eTwinning Live

Happy European Days

English ▶

Logout

HOME

PAGES

MATERIALS

FORUMS

LIVE

MEMBERS

Happy European Days ⁱ

Welcome
Natalia Oliynyk



It aims to make students feel that although they have different cultures, they are all the citizens of Europe. We will celebrate some world and European days. We will do joyful, informative, simultaneous and cultural activities by using slides, video clips, ICT tools. Students have chance to practise English and to learn about other cultures. The most im...

[Read more](#)



Pages ⁱ

[Partners' Communication](#)
[Live meetings](#)
[7-World Television Day](#)
[6-Logo Contest](#)

CREATE A PAGE



Images ⁱ



ADD IMAGES



Videos ⁱ



ADD VIDEOS

4 members online

Крок 1. Презентація команди.

eTwinning Portal eTwinning Live Happy European Days

HOME PAGES MATERIALS FORUMS LIVE MEMBERS

Happy European Days

It aims to make citizens of Europe joyful, informative and interactive tools. Students have most interest in...


[Read more](#)

Pages

- [Partners' Communication](#)
- [Live meetings](#)
- [7-World Television Day](#)
- [4-Logo Contest](#)

CREATE A PAGE

School12ender



0:50 / 1:42

School12

Hi from Ukraine!

Author: [Natalia Oliynyk](#)

Last editor: [Natalia Oliynyk](#)


ADD


Крок 2. Збір інформації.


IMAGES VIDEOS FILES


ALBUMS ¹

+ CREATE IMAGE ALBUM

 ³
1-INTRODUCTIONS


 ⁸
2-EUROPEAN DAY OF LANGUAGES


 ³
3-WORLD TEACHER'S DAY


 ¹
4-WORLD FOOD DAY


IMAGES ¹ - 1-INTRODUCTIONS [View all images](#)

DRAG IMAGE HERE




Hello from Romania!








Крок 3. Виконання та презентація проектів.

eTwinning Portal eTwinning Live Happy European Days English ▶ Logout

HOME PAGES MATERIALS FORUMS LIVE MEMBERS

Home » Materials » Images

 **Happy European Days**



Welcome **Natalia Oliynyk**  

Search

IMAGES VIDEOS FILES


ALBUMS ⁱ

+ CREATE IMAGE ALBUM

 ⁵  ⁸

1-INTRODUCTIONS 2-EUROPEAN DAY OF LANGUAGES

IMAGES ⁱ



³ members online

Крок 4. Участь у конкурсі відеоробіт.

The screenshot displays a video editing software interface with a menu bar at the top containing: Головна, Анімації, Візуальні ефекти, Проект, Вигляд, Редагування, and Параметри. Below the menu bar is a toolbar with various editing tools such as 'Вставити', 'Додати відеозаписи та фотографії', 'Додати музику', 'Відео з веб-камери', 'Записати дикторський текст', 'Знімок', 'Заголовок', 'Підпис', and 'Титри'. The main workspace is divided into a preview window on the left and a multi-track timeline on the right. The preview window shows a video of three people in front of a chalkboard with the text 'Festivals of the World!'. The timeline features four tracks with video clips, a text track containing 'A Festivals of th...', and a green grass-like background. A playback control bar at the bottom shows a progress indicator at 00:10.72 / 04:48.44 and navigation buttons. The status bar at the bottom left reads 'Елемент 3 із 16'.

Крок 5. Проведення онлайн конференцій.

The screenshot shows the eTwinning website interface. At the top, there is a yellow navigation bar with the eTwinning logo, 'Portal', 'eTwinning Live', and 'Happy European Days'. On the right side of this bar, there are links for 'English' and 'Logout'. Below this is a light blue navigation bar with buttons for 'HOME', 'PAGES', 'MATERIALS', 'FORUMS', 'LIVE', and 'MEMBERS'. The main content area features a 'Happy European Days' banner with a heart icon. To the right of the banner, a user profile is displayed with the text 'Welcome Natalia Oliynyk' and a notification icon. Below the banner, there are two main sections: 'Chat' and 'Live event'. The 'Chat' section includes a speech bubble icon, the text 'Join the chatroom to communicate with other members.', and a 'Go to chatroom' button. The 'Live event' section includes a headset icon, the text 'Schedule an audio/video conferencing session with the other members.', and a button. At the bottom of the page, there is a footer with a home icon, 'DISCLAIMER', and 'SUPPORT' links.

Portal eTwinning Live Happy European Days English ▶ Logout

HOME PAGES MATERIALS FORUMS LIVE MEMBERS

Happy European Days

Welcome Natalia Oliynyk

Chat

Join the chatroom to communicate with other members.

Go to chatroom

Live event

Schedule an audio/video conferencing session with the other members.

DISCLAIMER SUPPORT