

The background is a vibrant, colorful illustration. It features a light blue sky with soft white clouds, scattered hearts in various colors (red, yellow, purple, blue), and a variety of flowers including tulips, daisies, and a large yellow bouquet. A red bird is perched on a green hill in the foreground, which also has a small house with a green roof and a purple roof. The overall style is bright and cheerful, typical of children's educational materials.

Урок английского языка

УКАЗАТЕЛЬНЫЕ МЕСТОИМЕНИЯ

2 класс

Учитель английского языка

ГБОУ школа № 83

г. Санкт-Петербург

Корчагина Виктория Евгеньевна


**This fish has a thin fin,
That fish has a thick fin,
This fish is a fish that has a thinner fin
Than that fish.**



Когда мы указываем на объекты, мы используем:

ЭТОТ – ТОТ

ЭТИ - ТЕ



Объект может быть

ОДИН



ИЛИ

НЕСКОЛЬКО



Объект может быть:

близко



или

далеко



ЭТОТ – This

ТОТ – That

ЭТИ – These

ТЕ – Those





This is a ball



That is a ball



These are balls



Those are balls

близко

далеко

ед.ч.

This

That

мн.ч

These

Those



Вставьте нужное местоимение.

1. _____ →



That is a doll.

2. _____ →



Those are balls.

3.



This is a girl.

4.



This are balls.

Заполните пропуски.

1.



is a toy.

2.




are toys.




3.



4. 



are planes.



5.



is a plane.



are dogs.

Заполните пропуски.

1.



That is a toy.

2.



Those are toys.

3.



4.



Those are planes.

This is a plane.

5.



These are dogs

Вставьте is или are

1. This a train.

2. These trains.

1. That a book.

2. Those books.



Вставъте is или are

1. This **is** a train

2. These **are** trains

1. That **is** a book

2. Those **are** books





Молодцы!

Good job!