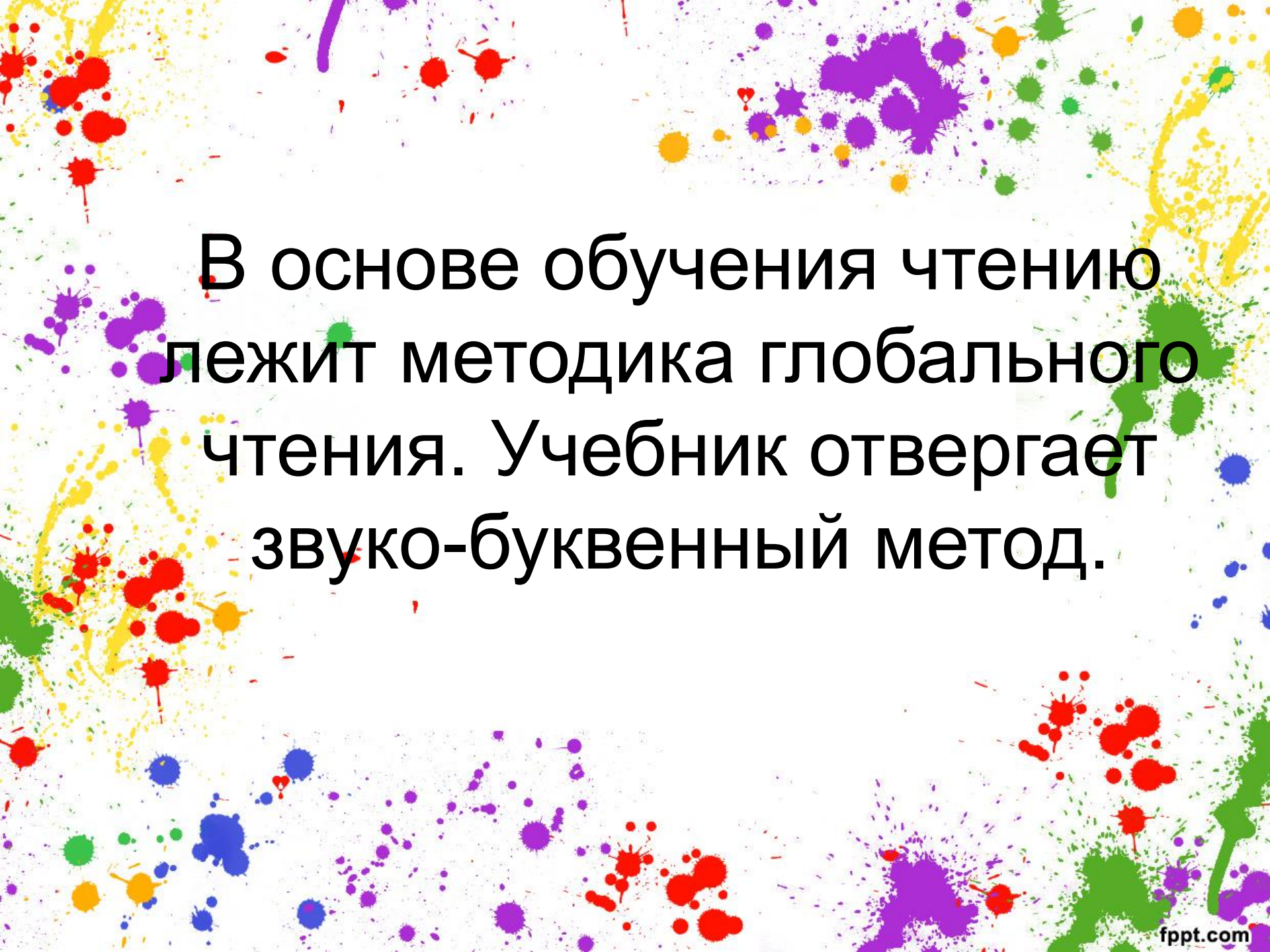




Учебник Spotlight 2. Основные трудности

*подготовила Зайцева А.Г.
МБОУ Гимназия, г. Урай*



В основе обучения чтению
лежит методика глобального
чтения. Учебник отвергает
звуко-буквенный метод.

Прочитайте и переведите слова

Aa [æ]

at, cat, flag, man, fat,
bag, map, lamp, bad,
hat, hand, apple,
rabbit, black, and

a cat



Полная форма (long form):

Краткая форма (short form):

В утвердительных предложениях:

I am
He/She/It is
You/We/They are

I'm
He's/She's/It's
You're/We're/They're

В отрицательных предложениях:


I am not
He/She/It is not
You/We/They are not

I'm not
He isn't/She isn't/It isn't
You aren't/We aren't/They aren't


В вопросительных предложениях краткая форма отсутствует

10a My Toys!

1 Listen and repeat.



2 Chit-Chat



10a

3 Listen and read.



1 Nanny: Oh, dear, Chuckles! What's the matter?
Lulu: He can't find his teddy bear. Nanny, where's his teddy bear?
Nanny: I don't know.

2 Lulu: Is it under the table?
Larry: No, it isn't!
Lulu: Oh, where is it?

3 Lulu: Is it on the shelf?
Larry: No, it isn't.

4 Nanny: What about the toy box? Is it in the toy box?
Larry: Oh, look! My toy soldier!
Lulu: And look! My ballerina!
Nanny: But what about Chuckles' teddy bear?



4 Read again, match and say.

- | | | |
|-------------|--------------|---------------|
| 1 Larry | 2 Lulu | 3 Chuckles |
| a ballerina | b teddy bear | c toy soldier |

Kitchen

Bedroom

1) This is a blue bed. This is a yellow lamp. This is a green chair. Look! A brown table!

2) This is a yellow table. This is a red chair and this is a green chair. Look! A blue radio!

3) This is a green bath. This is a white lamp. This is a blue chair. Look! This is a yellow radio!

4) This is a green tree. This is a red tree house. This is a yellow table and this is a blue chair.

Bathroom

Garden



Н. И. Быкова М. Д. Поспелова

Английский в фокусе



Сборник упражнений


ПРОСВЕЩЕНИЕ
ИЗДАТЕЛЬСТВО

2



Благодарю за внимание!