

# «На кого ты похож?»

Презентация к уроку английского языка в 6 классе по теме «Внешность»

ПОДГОТОВИЛА УЧИТЕЛЬ АНГЛИЙСКОГО  
ЯЗЫКА МБОУ «СОШ № 45 Г.БЕЛГОРОДА»  
БОРЧЕНКО НАТАЛЬЯ АЛЕКСАНДРОВНА

**Who do you look like?**  
**На кого ты похож?**




# Read

<b>Brick</b>	<b>Chicken</b>	<b>Knowledge</b>
Nick	Bench	Knife
Black	Church	Honest
Cake	Shelf	Bathroom
Cook	Shoot	Birthday
Curtain	Shamrock	Thing
City	Philip	What
Nice	Photo	Where
Cycle	Nephew	why

# Read and say

- big – bigger – the biggest
- small – smaller – the smallest
- cold – colder – the coldest
- fast – faster – the fastest
- good – better – the best
- bad – worse – the worst
- beautiful – more beautiful – the most beautiful



# Fill in the blanks

- Если при сравнении характеристик двух людей или предметов подчёркивается их сходство, то используется

.....

Например, She is ... tall ... her father.

- Если указывается на их различие, то используется ..... Указать на различия можно с помощью

..... ИЛИ

.....

- Например, He is tall.. ..... his father.

# Fill in the blanks

- Если мы хотим усилить сравнение, мы используем ..... или .....

Например, His farther is ..... taller than he.

His sister is ..... smaller than their father.



# Fill in the blanks with the adjective in a proper form.



Jane and Jess are sisters but they are different. Jane looks .... their mother and Jess looks ... their father. Jane is a bit .... than Jess, but Jess is a bit ... than Jane. Jane's hair is much .... Than Jess's hair. Jane's eyes are ... big ... Jess's eyes. Jess's nose is a bit ... than Jane's one. Jane is as ... as Jess.

# Feel the difference.

**What does he look like?**

Как он выглядит?

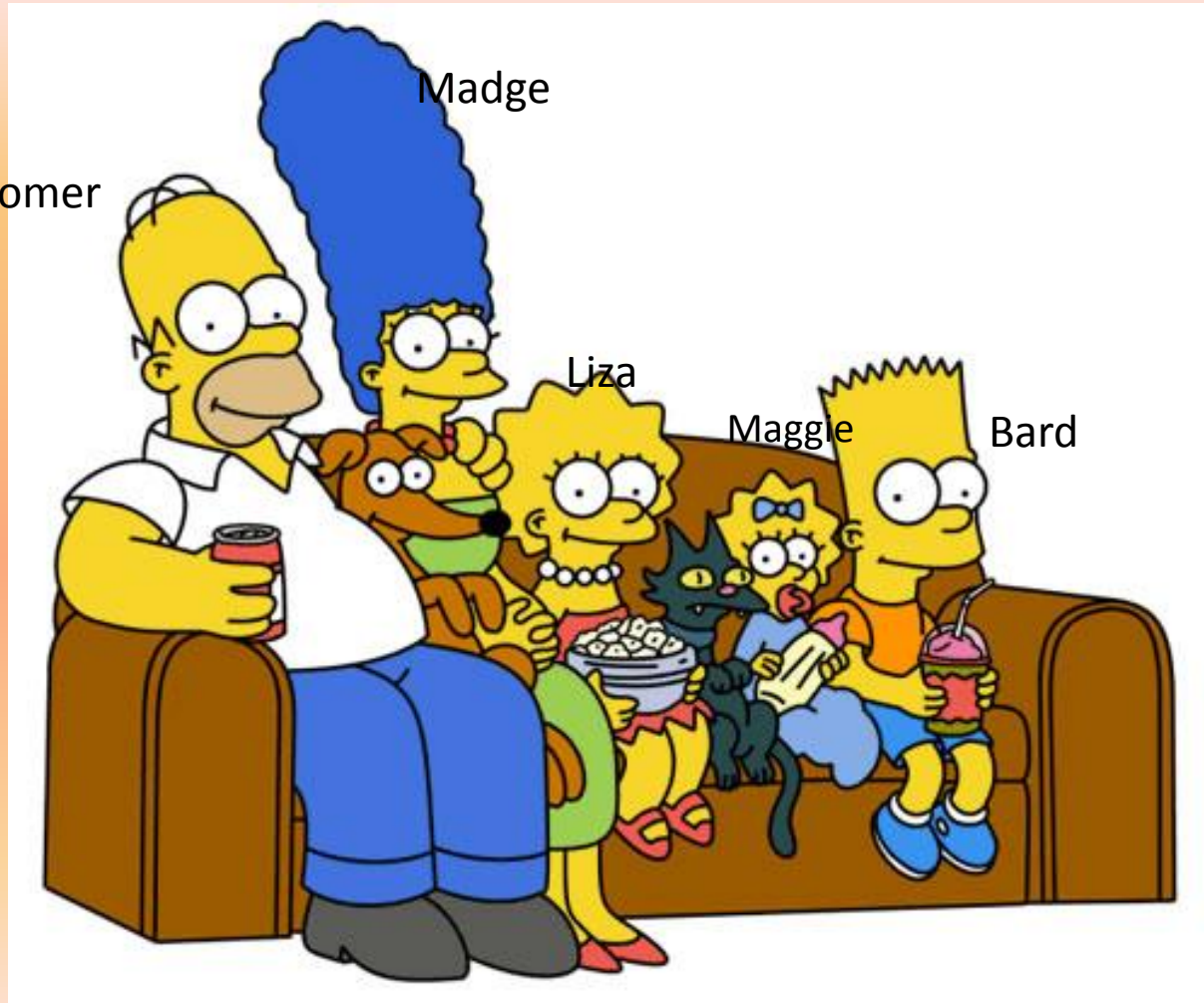
**Who does he look like?**

На кого он похож?





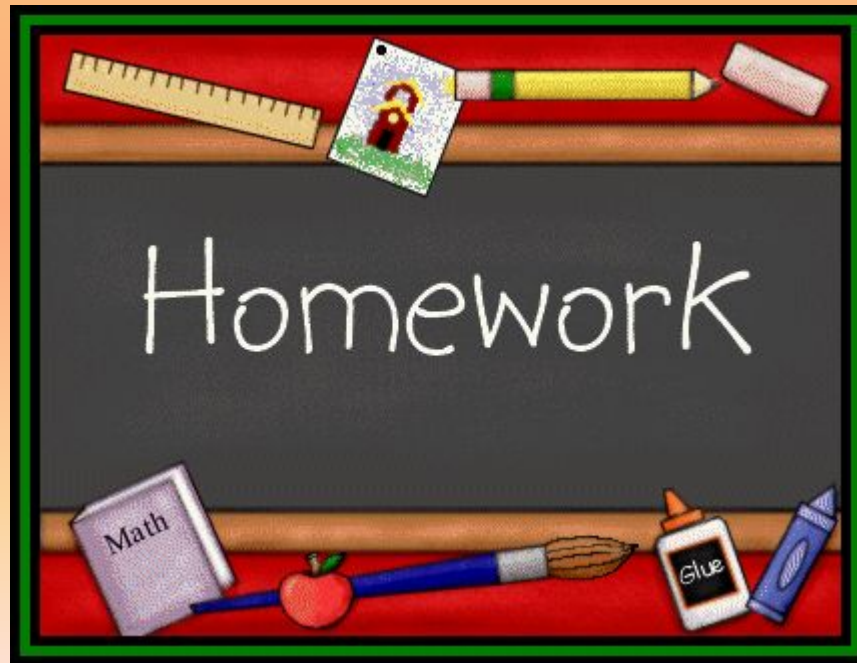
# Who does he/she look like?



Liza looks like  
her  
mother because  
she has...  
And her mother  
has... too.

# Homework

- Упр. 6 с. 11
- Упр. 7 с. 4 кн/чтения (на 4 и 5 баллов)





Thank you!