

There is no point in work unless it absorbs you like an absorbing game.

If it doesn't absorb you, if it's never any fun, don't do it.

When a man goes into his work he is alive like a tree in spring.

He is living, not merely working.



David H. Lawrence

The topic of the lesson:

"WORK AND TOOLS"



- To sew with scissors, needles and thread.
- To use a sewing-machine/ a thimble.
- To mend a hole.
- To sew on a button.
- To lay the table.
- To do the dinner dishes.
- To use a hammer and nails.
- To use a drill to make a hole.
- To use an axe /a saw/ a plane.
- To knit a scarf/ a pair of gloves.
- To embroider a napkin/ a table-cloth.

Card №1. Tools


A plane			to dig the ground.
An axe			to cut paper or a piece of fabric.
A hammer			to saw wood.
A drill			to protect a finger from pricking.
A rake	is	used	to sew parts of fabric.
A thimble	are		to chop wood.
A needle			to make wood smooth.
A hand-saw			to hammer a nail in something.
Scissors			to make holes in wood.
A spade			to rake up the fallen leaves.

Card №2. What do you need?

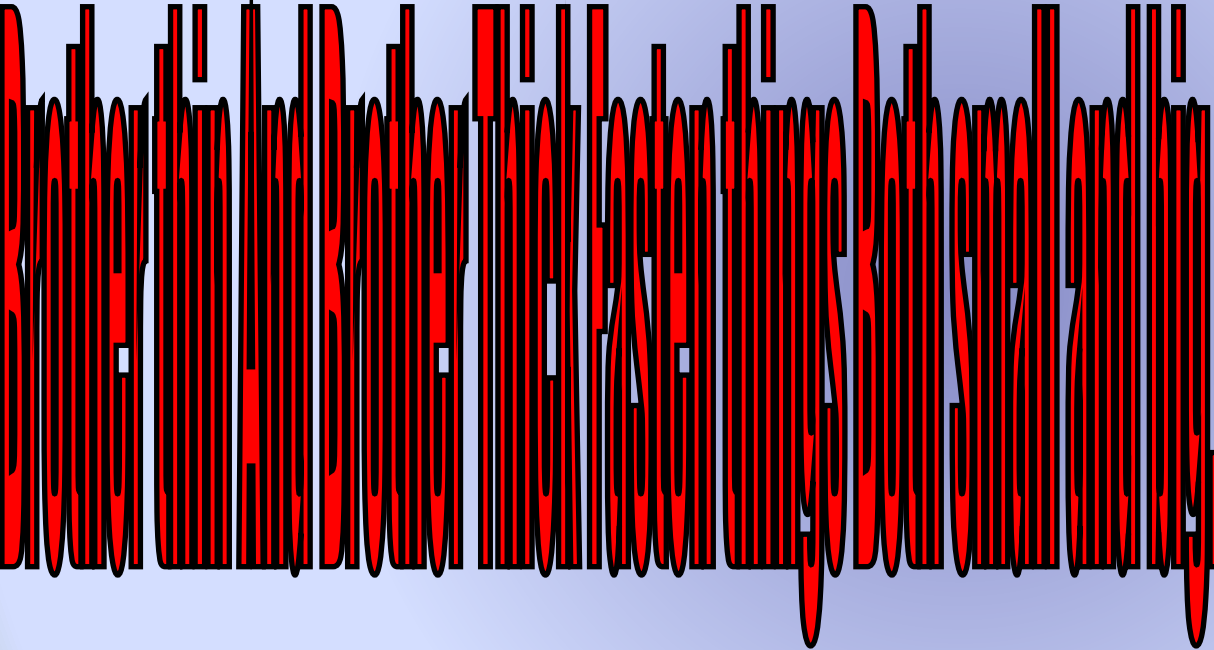
Say what tools you need if you want...

- ...to rake up the leaves in the yard.
- ...to make a small cart.
- ...to plant young trees in the garden.
- ...to knit a sweater or a scarf.
- ...to water vegetables in the orchard.
- ...to plant young trees in the orchard.
- ...to mend a pair of socks.
- ...to hang a picture on the wall.
- ...to embroider a table-cloth.
- ...to repair a bench.

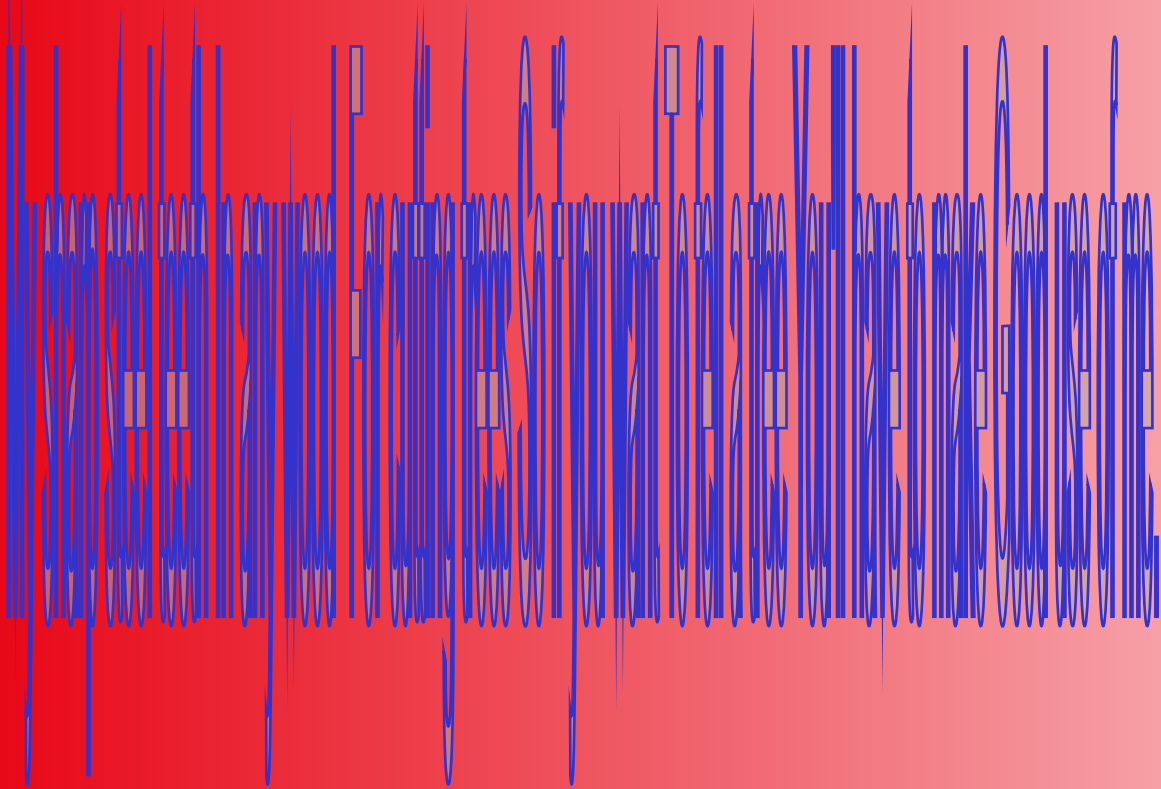
Riddle №1



Riddle No 2




Riddle №3



School workshops

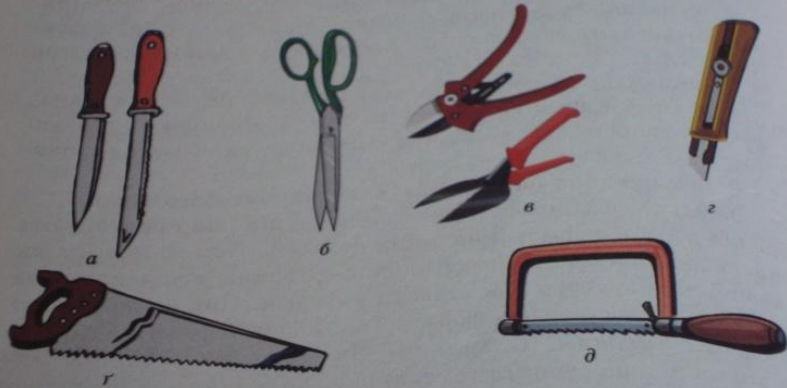
It is necessary for everybody to work. And handicraft lessons are extremely useful for us because they teach us how to use different tools. We have specious workshops in our school. In the workshops we have our handicraft lessons.



There are many good tools which we can use in the workshops, and it is easy and pleasant to work with them. It is useful for each boy and girl to learn to work with different tools because we shall need these skills in the future.



мають різну форму. На малюнку
реніший ручний інструмент для різання. Ножі різної форми
і розмірів застосовують для різання деревини, паперу, кар-
тону, харчових продуктів тощо. Пиляння фанери й ДВП по
прямій лінії виконують ножівками, а криволінійних кон-
турів – лобзиком. Різання тканини, ниток, тонколистового
металу, дроту здійснюють ножицями різної форми і
розмірів. Листовий метал ріжуть також зубилом і молотком.



Мал. 33. Ручний інструмент для різання різних конструкційних
матеріалів: *a* – ножі; *б* – ножиці; *в* – гострозубці;
z – ніж-різак; *r* – ножівка по дереву; *д* – ножівка по металу



When the boys work on wood they use hammers, hand-saws, planes, drills and nails. It is necessary for each boy to be able to make a bench or a shelf, to repair a desk.

Our girls learn to sew in the workshops. They use needles, thread, thimbles, scissors and of course, sewing-machines. It is important for each girl to sew on a button, to knit a scarf or a pair of socks, to cook something tasty for the family, to wash up, to lay the table, to dust the furniture, to embroider a napkin or a table-cloth. All children must be able to help their parents in the work about the house because it's impossible for their parents to do all the work themselves.





Our workshops are clean and dirt-free because we do the tidying every day after the lessons are over. We sweep the floors in both workshops, clear away the rubbish, and wash the floors. We put the desks and chairs on their places, so that everything would be ready for the next lesson.



we have not will be of great help for us in future.

