






Now I know

Vocabulary

1 Look, read and complete. (20 points)

tefdag nrarh	sretis	efhatr	rdogntr ameh	rehtbro
1 	2 	3 	4 	5 

2. Complete and say. / Доповни і скажи.

Встав *am, is* або *are*.

I ____ We ____ You ____ He ____
She ____ It ____ They ____



3. Find and match. / Знайди і з'єднай.

Is your uncle young?
Are you a good pupil?
Are they your teachers?
Have you got a sister?
Do you visit your grandparents on Sundays?
Does your brother go to school?
Has she got a cousin?

Yes, I have.
Yes, I do.
No, she hasn't.
Yes, he does.
Yes, I am.
No, they aren't.
Yes, he is.

4. Write as in the example. / Напиши за зразком.

He is a good pupil.

Is he a good pupil?

He isn't a good pupil.

Sam and Jane are cousins.

_____ ?

_____ .

My parents are happy.

_____ ?

_____ .

Her uncle is strong.

_____ ?

_____ .

His brother is four.

_____ ?


_____ .

Kate is my sister.

_____ ?

_____ .





OnlineGDZ.net
помощник в решении домашних заданий

Dino is seven. He goes to school. He is a good pupil.

He gets up at seven o'clock in the morning.

He cleans his teeth and washes his face, hands, ears and tail at half past seven.

At eight o'clock Dino has breakfast and then he goes to school.

At two o'clock Dino has lunch. After lunch he does his homework.


At half past six Dino plays computer games, watches TV or plays with his friends.


He goes to bed at nine o'clock.


4. Прочитай вслух рассказ о том, как обычно проходит день у динозаврика Дайно.


Dino is seven. He goes to school. He is a good pupil.


He gets up at  in the morning.

He cleans his teeth and washes his face, hands, ears and tail at .

At  Dino has breakfast and then he goes to school.

At  Dino has lunch. After lunch he does his homework.

At  Dino plays computer games, watches TV or plays with his friends.

He goes to bed at .



Text 9

Прочитай текст и выполни задания к нему.

At school

This is a school. The school is nice and big. These are pupils. The pupils are in the classroom. The classroom is big and clean. The pupils have got books, pencils, rulers and pens. The teacher has got a book. The pupils are happy. The pupils can read and write.



I. Подчеркни слова, которые встречаются в тексте.

school pupils classroom pencils
dance rulers teacher write

II. Ответь на вопросы Yes или No.

1. Is the school nice and big? _____
2. Are the pupils in the park? _____
3. Have the pupils got rulers? _____


4. Has the teacher got a book? _____
5. Can the pupils read and write? _____

III. Вычеркни номера предложений, которые не соответствуют тексту.

1. The pupils are at school.
2. The pupils are in the classroom.
3. The classroom is big and clean.
4. The teacher has got a ruler, a rubber and a pen.
5. The pupils can read and write.

IV. Дополни предложения в соответствии с текстом. Подчеркни нужные слова.

1. The school is _____.
a) big c) clean
b) nice d) good
2. The pupils have got _____.
a) pencils c) rulers
b) pens d) books
3. The teacher has got _____.
a) a table
b) a pencil
c) a book



Вставь глагол-связку **am, is** или **are**.

1. I _____ seven.
2. She _____ nice.
3. The farm _____ little.
4. Bob _____ big and clever (умный).
5. The pupils _____ seven.
6. Tom and Ann _____ ten.
7. We _____ little.
8. Tim and I _____ nine.
9. Jill and I _____ children.

Задание 3.

Что делать: Подбери слово к картинке.

Как делать: Посмотри на картинку и прочитай слова под ней, поставь галочку в клетке рядом с тем словом, которое относится к картинке.



skis

skates



chair

cherry



parrot

potatoes



monsters

jacket



boots

blocks



monkey

donkey

Задание 4.

Что делать: Поставь в конце предложения знак препинания.

Как делать: Прочитай предложение. Определи, это вопрос или нет. Если это вопрос, поставь в конце предложения (?), если нет — (.)

Пример: 0. This is a pupil.

1. Can they fly
2. Are you a pupil
3. We have got three books
4. They can't read

Задание 5.

Что делать: Выбери подходящее по смыслу слово.

Как делать: Прочитай слова в рамке. Прочитай предложения. Впиши подходящее слово из рамки в пропуск в предложении.

am He is They the can't

Пример: 0. I _____ am _____ fine.

1. The schoolbag is on _____ chair.
2. My father _____ speak English.
3. _____ can ride a bike.
4. Mary _____ my friend.
5. _____ have got a computer.