


Анимированный плакат

Письменные буквы русского алфавита



Ткачук Е.В.

учитель начальных классов

МБОУ «СОШ №36»

п. Новый Уоян, Северо-Байкальского района

Респ. Бурятия



Аа Аа	Бб Бб	Вв Вв	Гг Гг	Дд Дд
Ее Ее	Ёё Ёё	Жж Жж	Зз Зз	Ии Ии
Йй Йй	Кк Кк	Лл Лл	Мм Мм	Нн Нн
Оо Оо	Пп Пп	Рр Рр	Сс Сс	Тт Тт
Уу Уу	Фф Фф	Хх Хх	Цц Цц	Чч Чч
Шш Шш	Щщ Щщ	Ъъ Ъъ	Ыы Ыы	Ьь Ьь
Ээ Ээ	Юю Юю	Яя Яя		


A a

A a



a



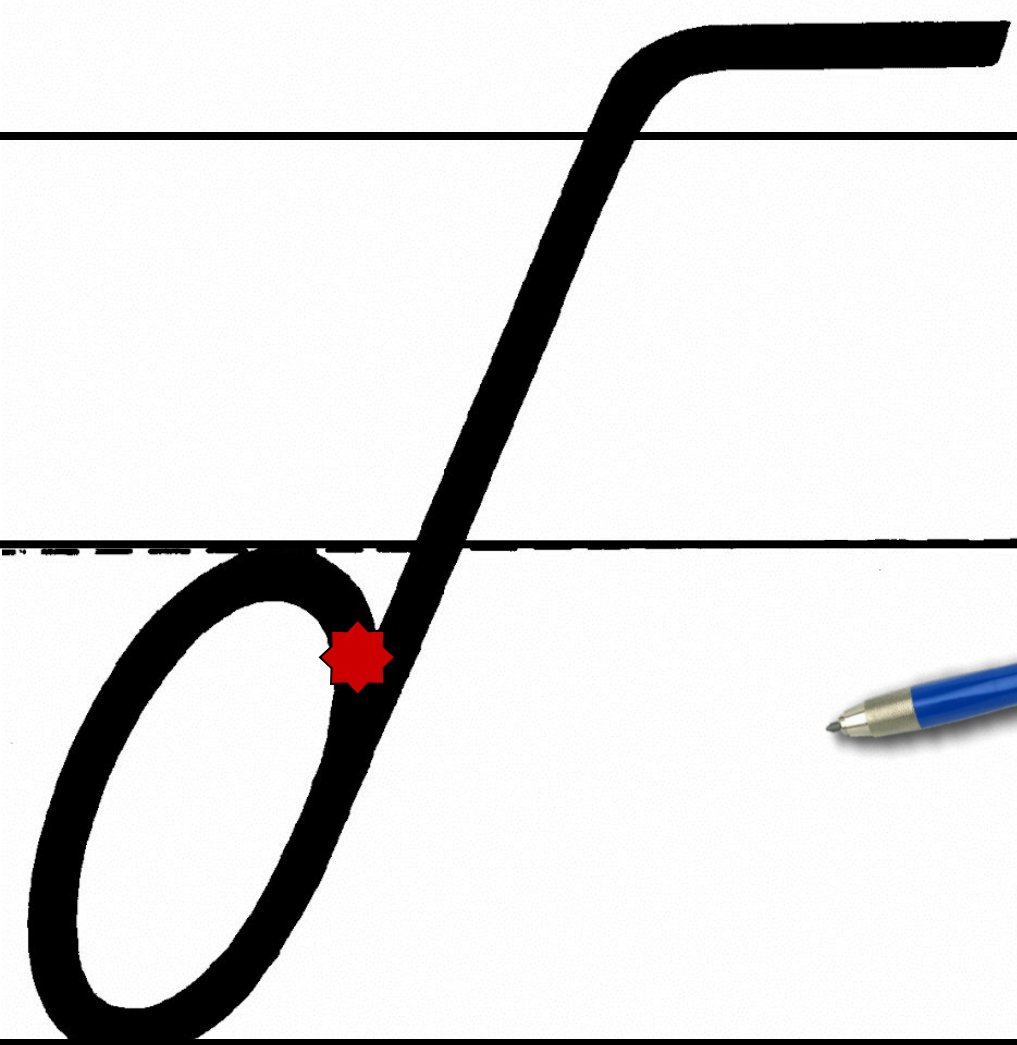



Б б

Б

б






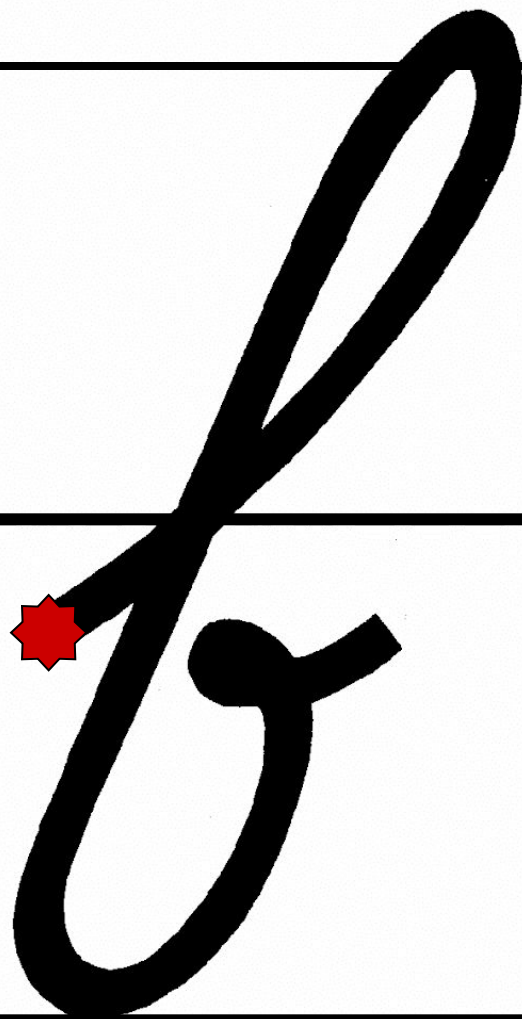


B B

B b b

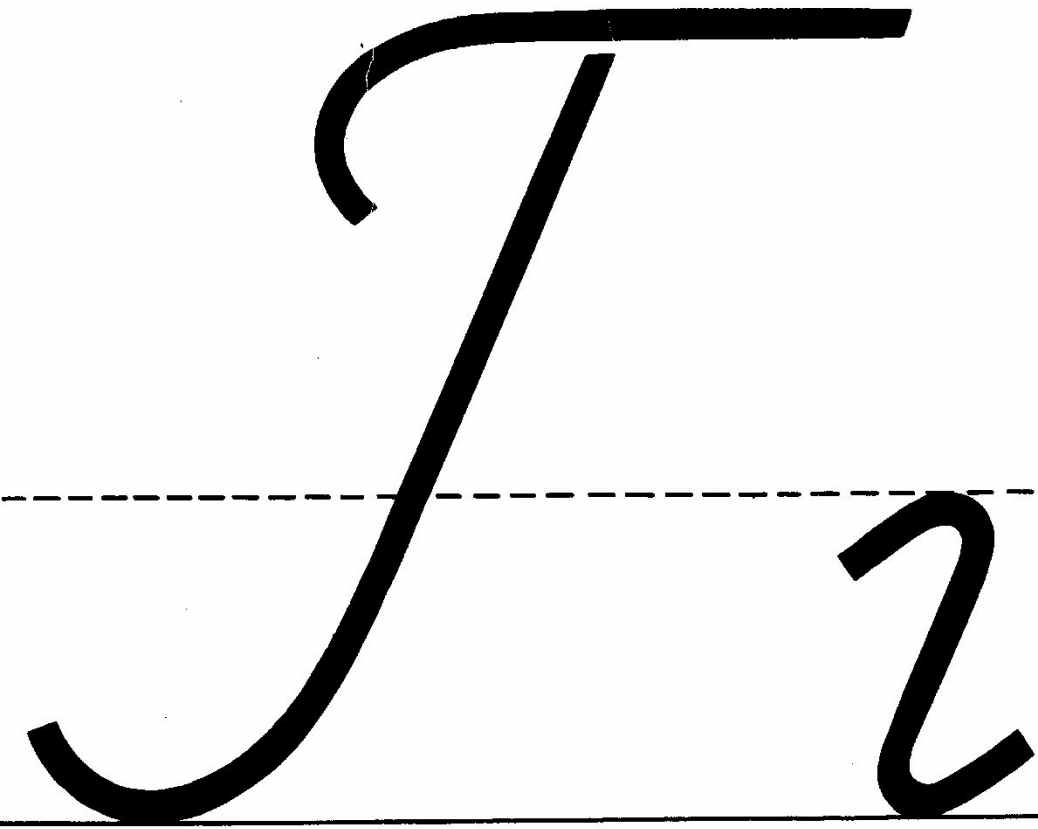







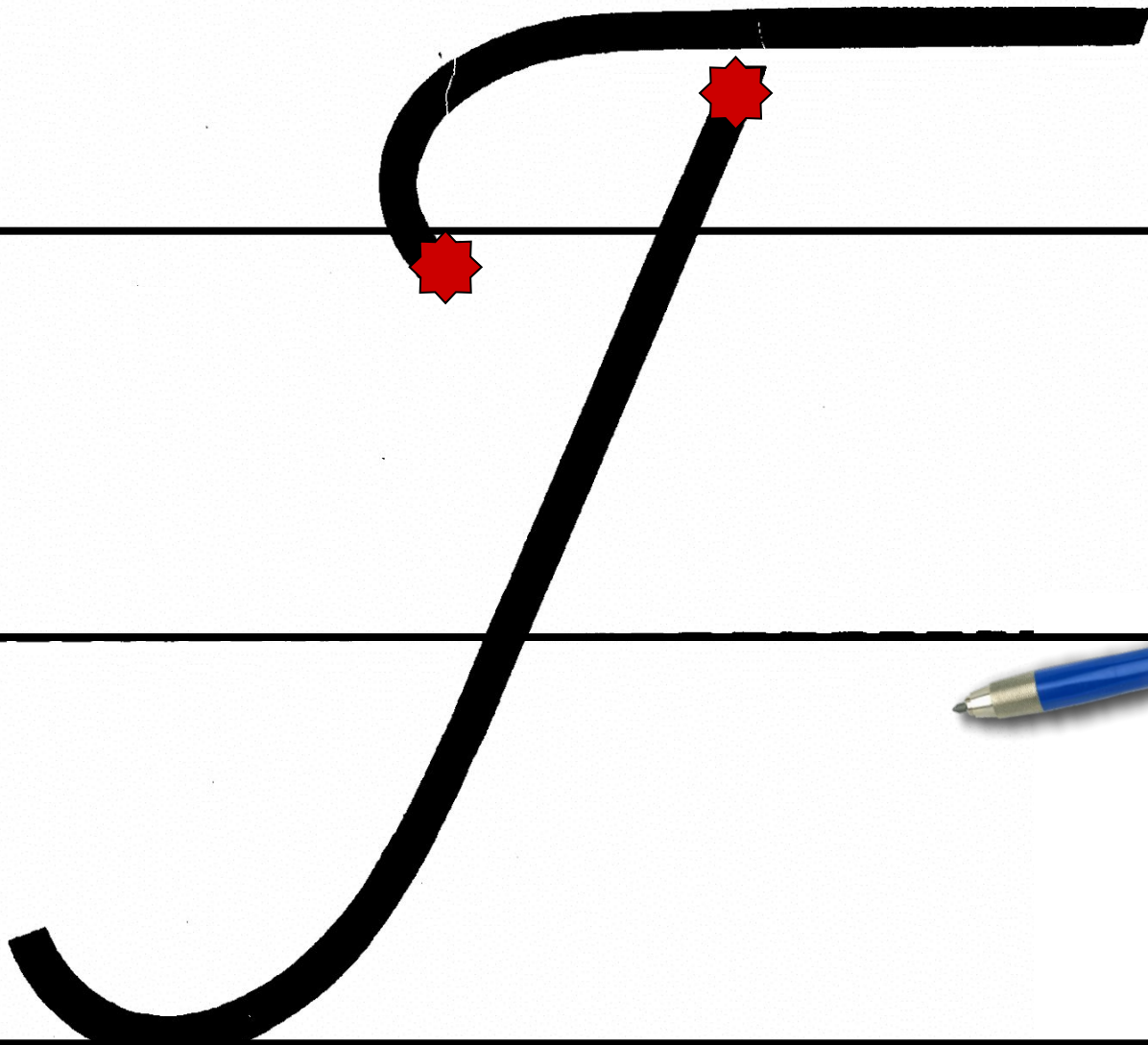
B





2





Дд




D d



g



2



E e


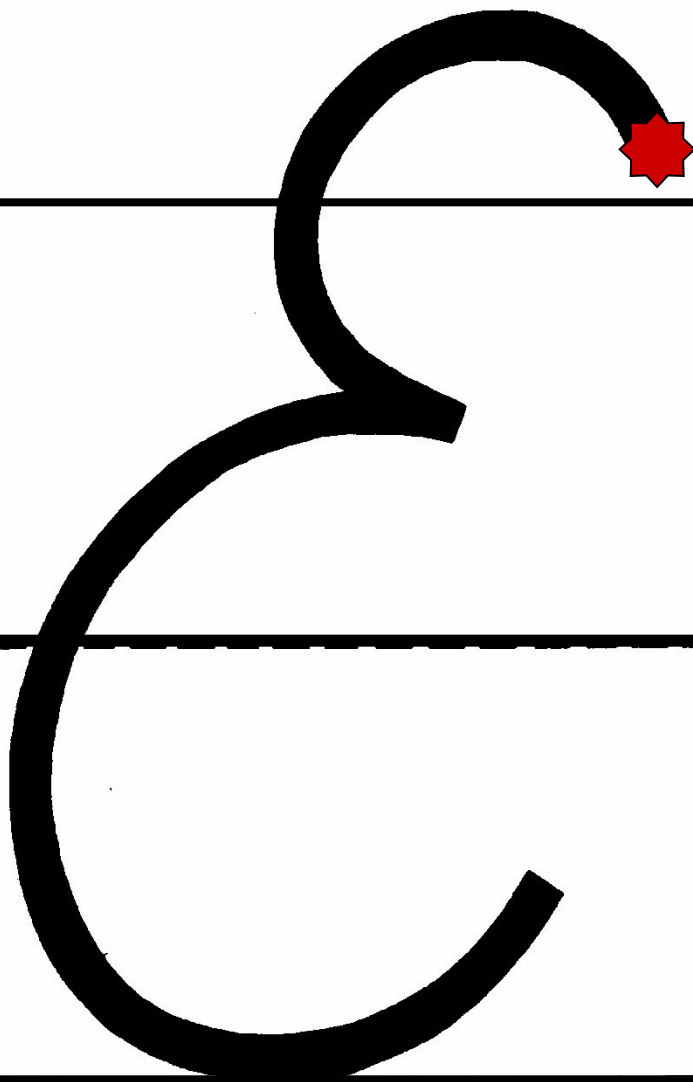
E

e



e





E e

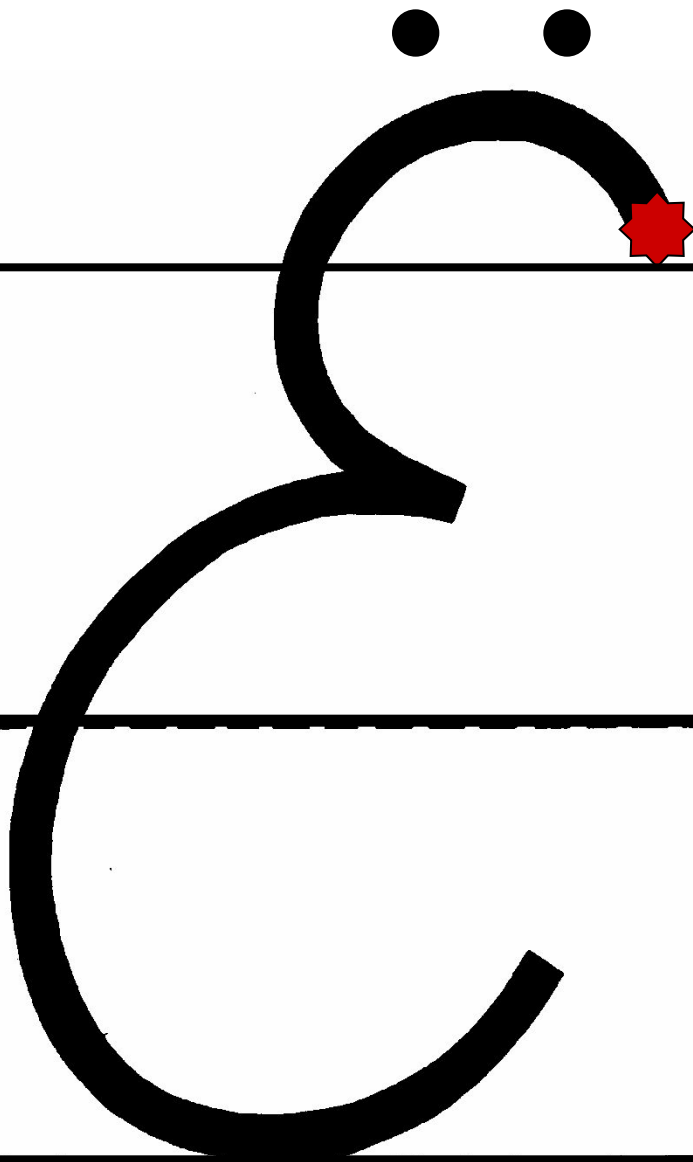
Ë

ë



e





Ж ж

Ж

ж



2K

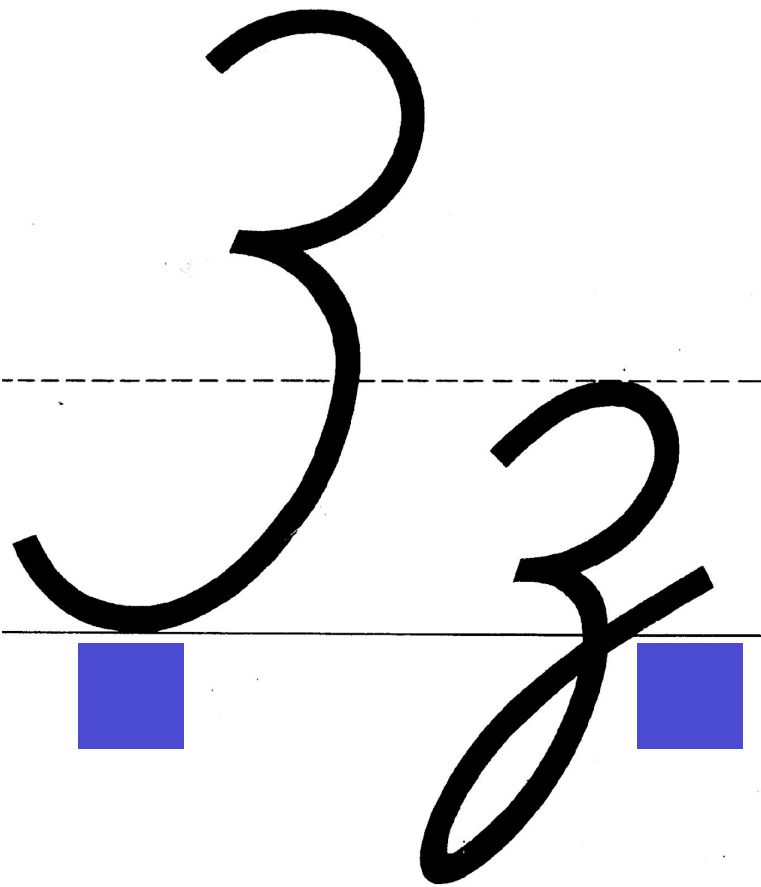




Handwritten cursive letter 'K' on a four-line grid. The letter is formed by a single continuous stroke starting from the second line from the top, curving up to touch the top line, then down to cross the middle line, and finally curving up to touch the top line again.



3 3



3



3



И И

И И

и и




u



21





Handwriting practice lines with a cursive letter 'u' and a pen illustration.



Handwritten cursive letter 'u'.



Kk

Kk



Handwritten cursive letter 'k' with two red starburst markers indicating stroke direction.



Handwritten cursive letter 'K' on a four-line grid. Two red starburst markers indicate the starting points of the strokes: one at the top of the vertical stem and another at the junction where the stem meets the loop.



Лл

Л

л



Handwritten letter 'L' on a four-line grid. A red starburst icon is at the starting point of the letter on the bottom line.



Handwritten cursive letter 'A' on a four-line grid. A red starburst marks the starting point at the bottom left of the letter.



M M

M M


m m



π



Handwritten cursive letters 'M' and 'A' on a four-line grid. A red starburst marks the starting point of the 'M' at the bottom left line.



Н Н

Н

Н



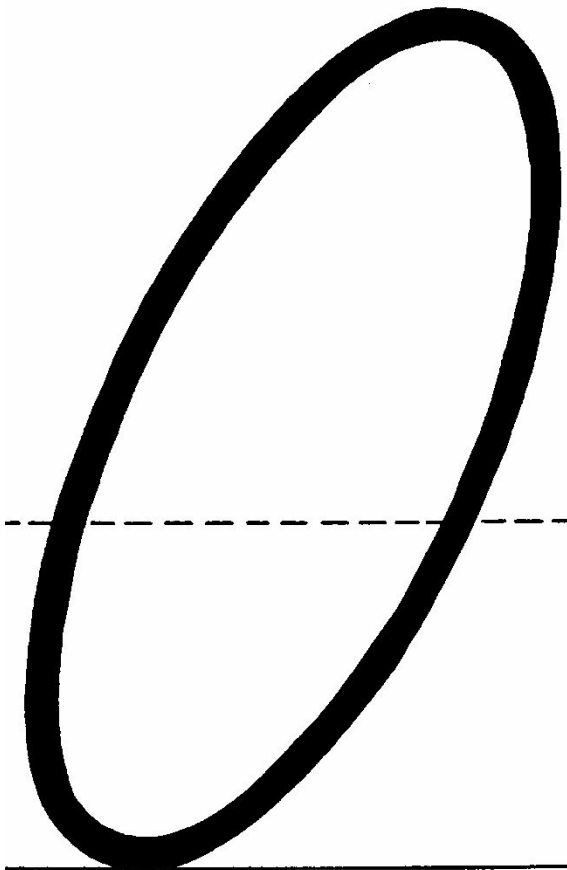



Handwritten letter 'H' on a four-line grid. A red starburst is placed at the top of the left vertical stroke, indicating the starting point for writing.



H





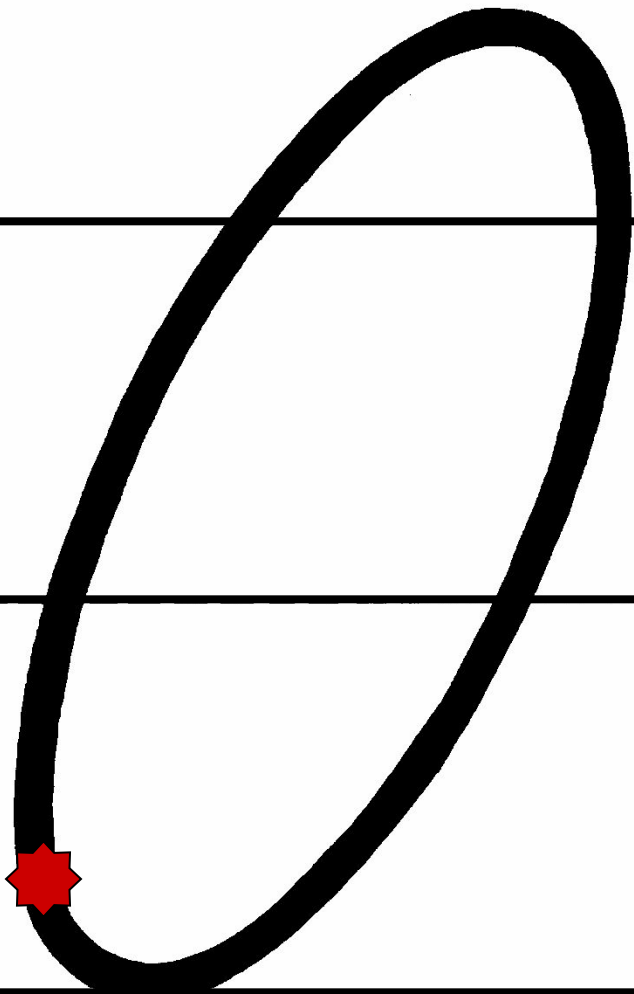


0

o









H h



12

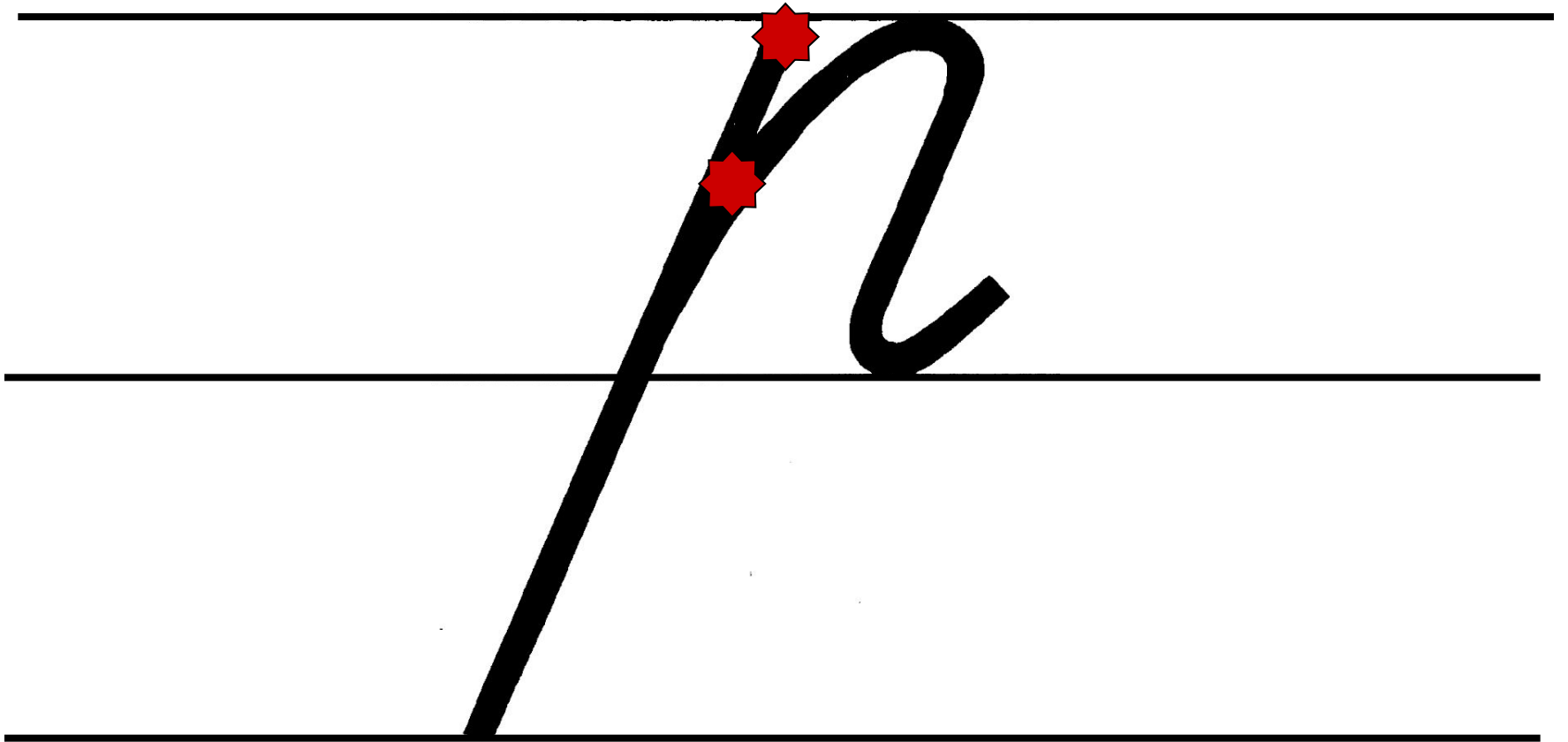


Handwritten cursive letter 'N' on a four-line grid. The letter is black and features three red star-shaped markers: one at the top left of the first vertical stroke, one at the top of the second vertical stroke, and one at the top of the third vertical stroke.



Pp





F



Cc

C


c



C



£



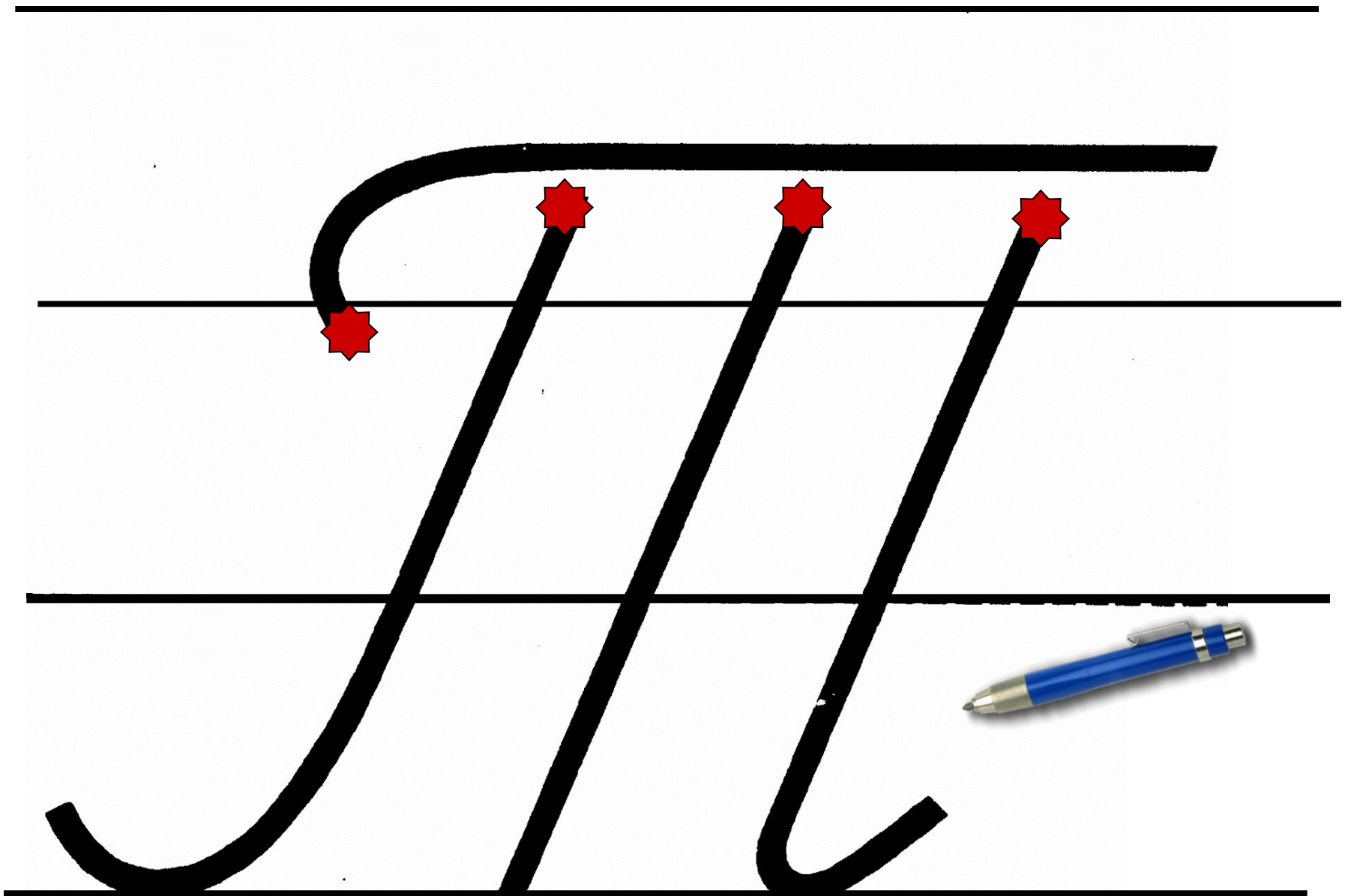
T t

T t



Handwritten cursive letter 'm' on a four-line grid. A red starburst icon is placed at the top of the first vertical stroke, indicating the starting point for writing.





yy

y y




y







g



Ф ф







X x

X





x



x






Ц ц

Ц ц

Ц ц



Uy



Handwritten cursive letters 'D' and 'G' on a set of five horizontal lines. A red starburst icon is placed at the top of the 'D' to indicate the starting point of the stroke.



44

4

4






7



2









21








u y



W







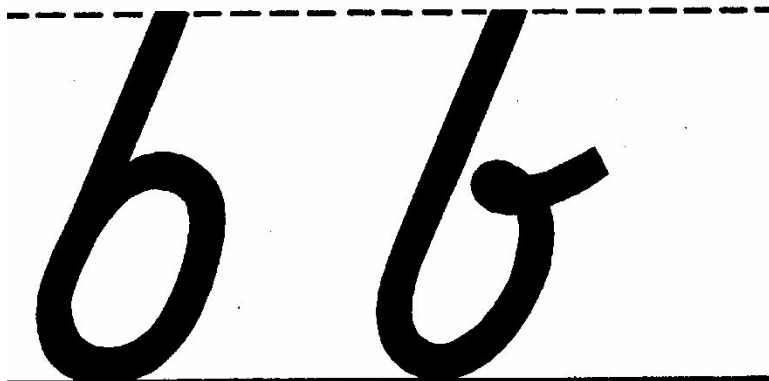

Ы

Ы



64





6




6



Э э

Э э





Handwriting practice on a four-line grid. A large black cursive letter 'f' is shown. Two red starburst markers indicate the starting points for the two main strokes: the top curve and the horizontal crossbar.




Ю ю

Ю

Ю Ю



HO



10



10




Я я

Я


я



g



g



Используемые материалы:

1. Голованов Ф.Г. *Демонстрационные карточки печатных и письменных букв*. М., Просвещение, 1971 г.
2. <http://www.lenagold.ru/fon/clipart/k/kar/karanda16.png> (картинка с изображением ручки)
3. www.it-n.ru/communities.aspx?cat_no=5025&lib_no=23224&tmpl=lib (шаблон с изображением школьной доски)



Завершить показ