

# Анимированный плакат

## Письменные буквы русского алфавита



Аа <b>Аа</b>	Бб <b>Бб</b>	Вв <b>Вв</b>	Гг <b>Гг</b>	Дд <b>Дд</b>
Ее <b>Ее</b>	Ёё <b>Ёё</b>	Жж <b>Жж</b>	Зз <b>Зз</b>	Ии <b>Ии</b>
Йй <b>Йй</b>	Кк <b>Кк</b>	Лл <b>Лл</b>	Мм <b>Мм</b>	Нн <b>Нн</b>
Оо <b>Оо</b>	Пп <b>Пп</b>	Рр <b>Рр</b>	Сс <b>Сс</b>	Тт <b>Тт</b>
Уу <b>Уу</b>	Фф <b>Фф</b>	Хх <b>Хх</b>	Цц <b>Цц</b>	Чч <b>Чч</b>
Шш <b>Шш</b>	Щщ <b>Щщ</b>	Ъъ <b>Ъъ</b>	Ыы <b>Ыы</b>	Ьь <b>Ьь</b>
Ээ <b>Ээ</b>	Юю <b>Юю</b>	Яя <b>Яя</b>		

A a


A a



a





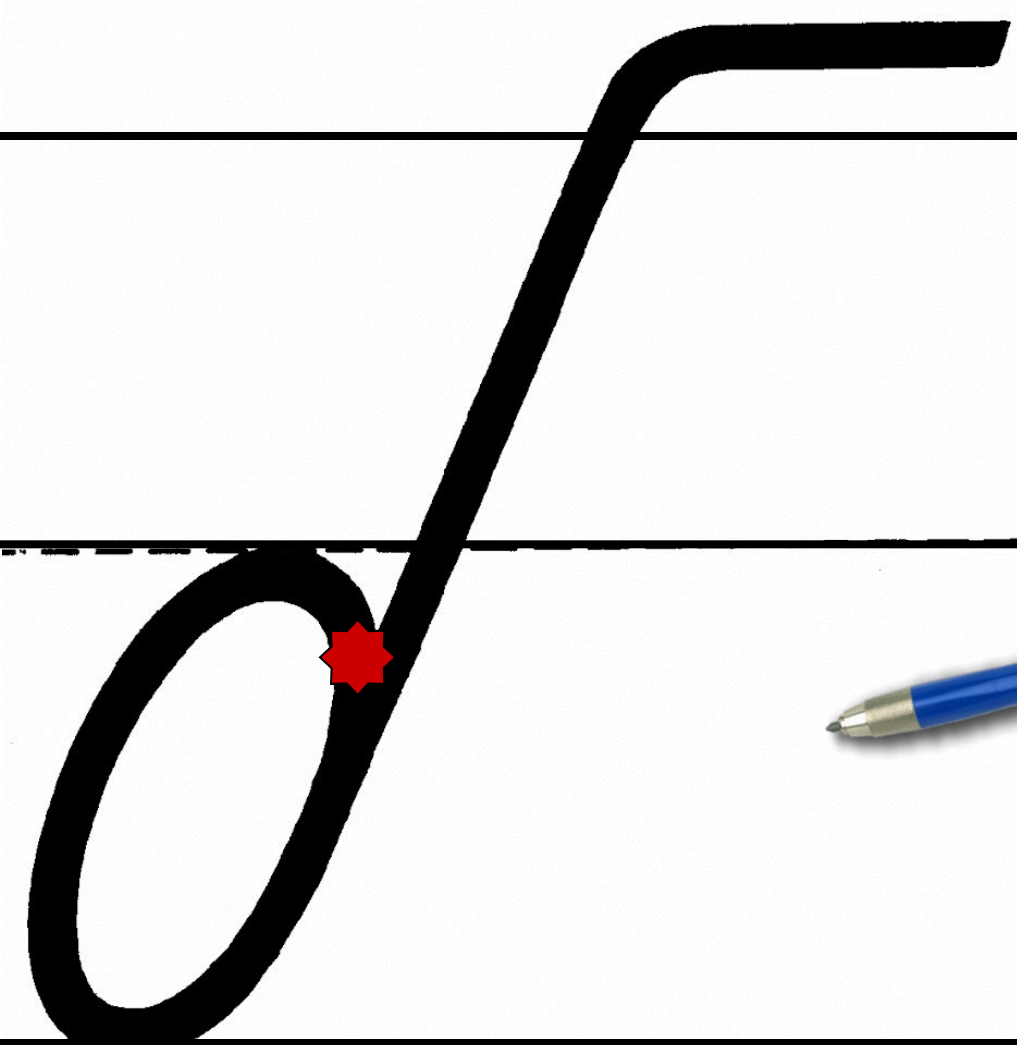



Б б

Б

б









**B B**

B b b





6

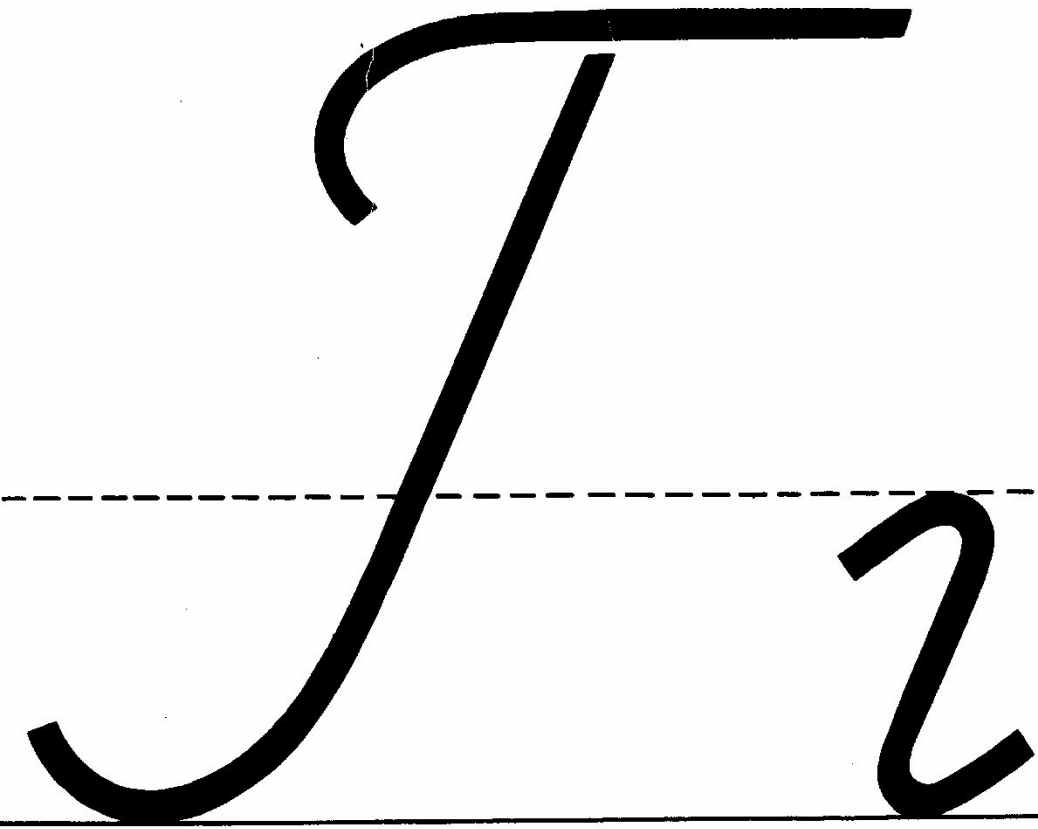





B

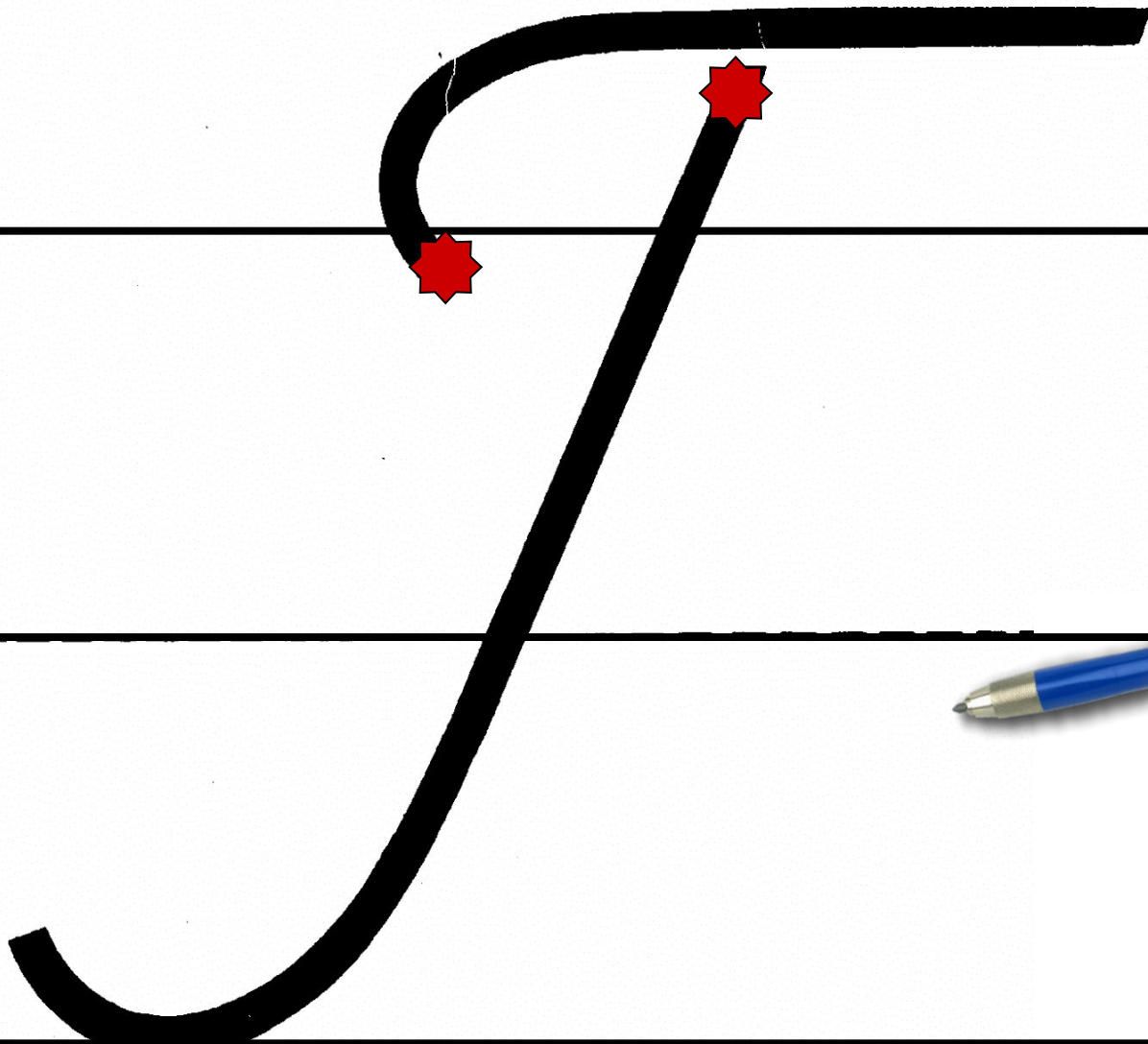






2





Дд




D d



g





E e

E

e



e





É



E e

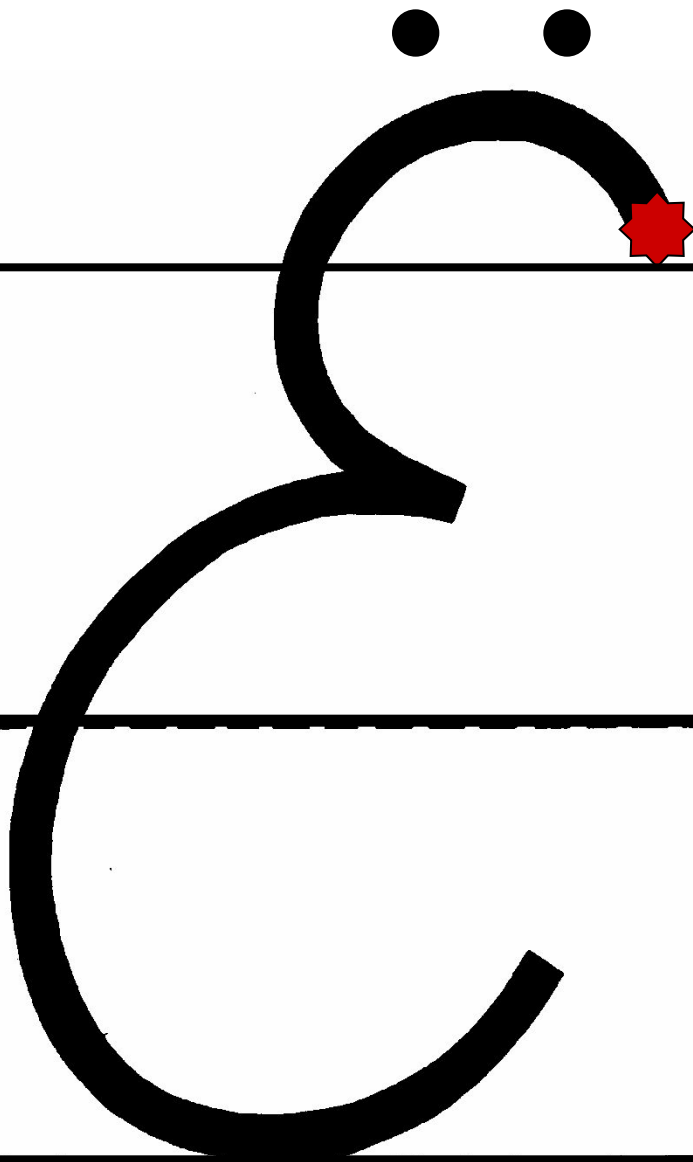
Ë

ë



e





Ж ж

Ж

ж



---

---

2K

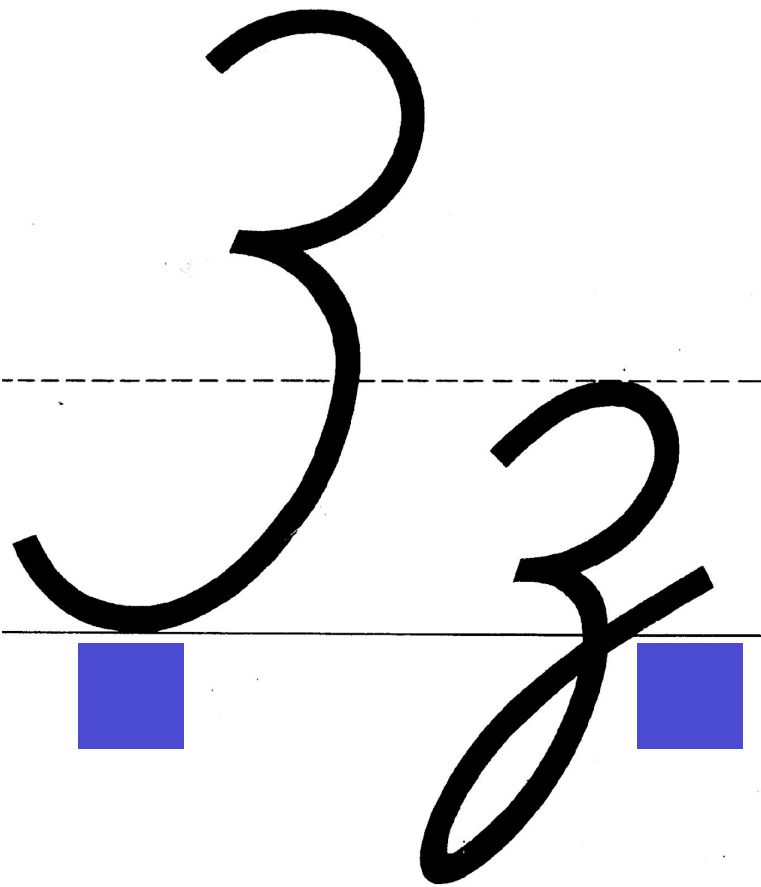




Handwritten cursive letter 'K' on a four-line grid. The letter is formed by a single continuous black stroke that starts on the second line from the top, loops up to touch the top line, loops down to touch the bottom line, crosses itself, and loops back up to touch the top line again.



3 3





---

3

---

---



3



И И

И И

и и





u



21





Handwriting practice lines with a cursive letter 'u' and a red starburst indicating the starting point.



Kk

Kk





Handwritten cursive letter 'k' with two red starburst markers indicating stroke direction.



Handwritten cursive letter 'k' on a four-line grid. Two red starburst markers indicate the starting points of the strokes: one at the top of the vertical stem and another at the junction where the stem meets the loop.



Л л

Л

л



Handwritten letter 'L' on a four-line grid. A red starburst icon is at the starting point of the letter on the bottom line.



Handwritten cursive letter 'A' on a four-line grid. A red starburst is at the starting point on the bottom line.



M M

M M


m m



π



Handwritten cursive letters 'M' and 'A' on a four-line grid. A red starburst marks the starting point of the 'M' at the bottom left line.





Н Н

Н


Н



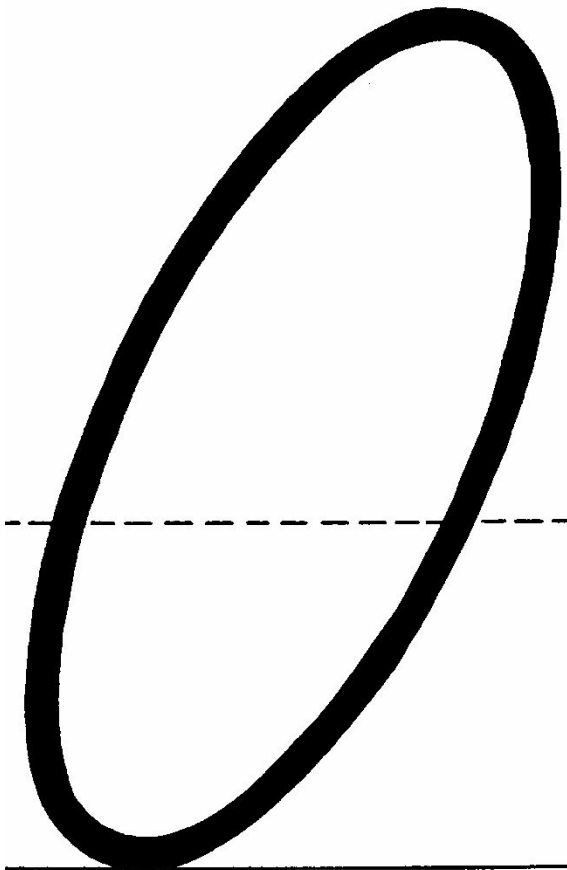



Handwritten letter 'H' on a four-line grid. A red starburst is placed at the top of the left vertical stroke, indicating the starting point for writing.



H








---

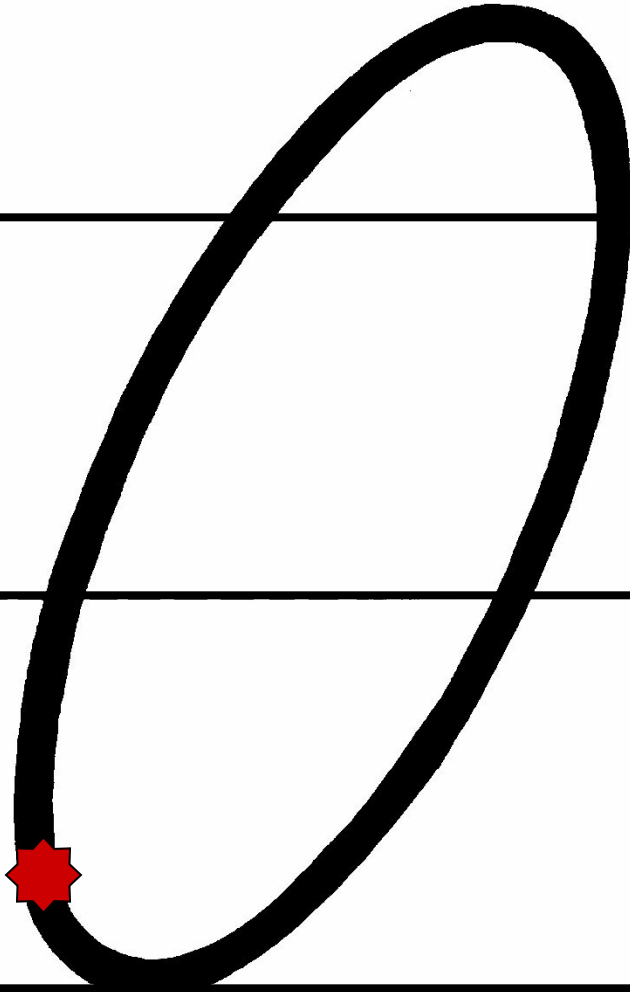
---

0

o









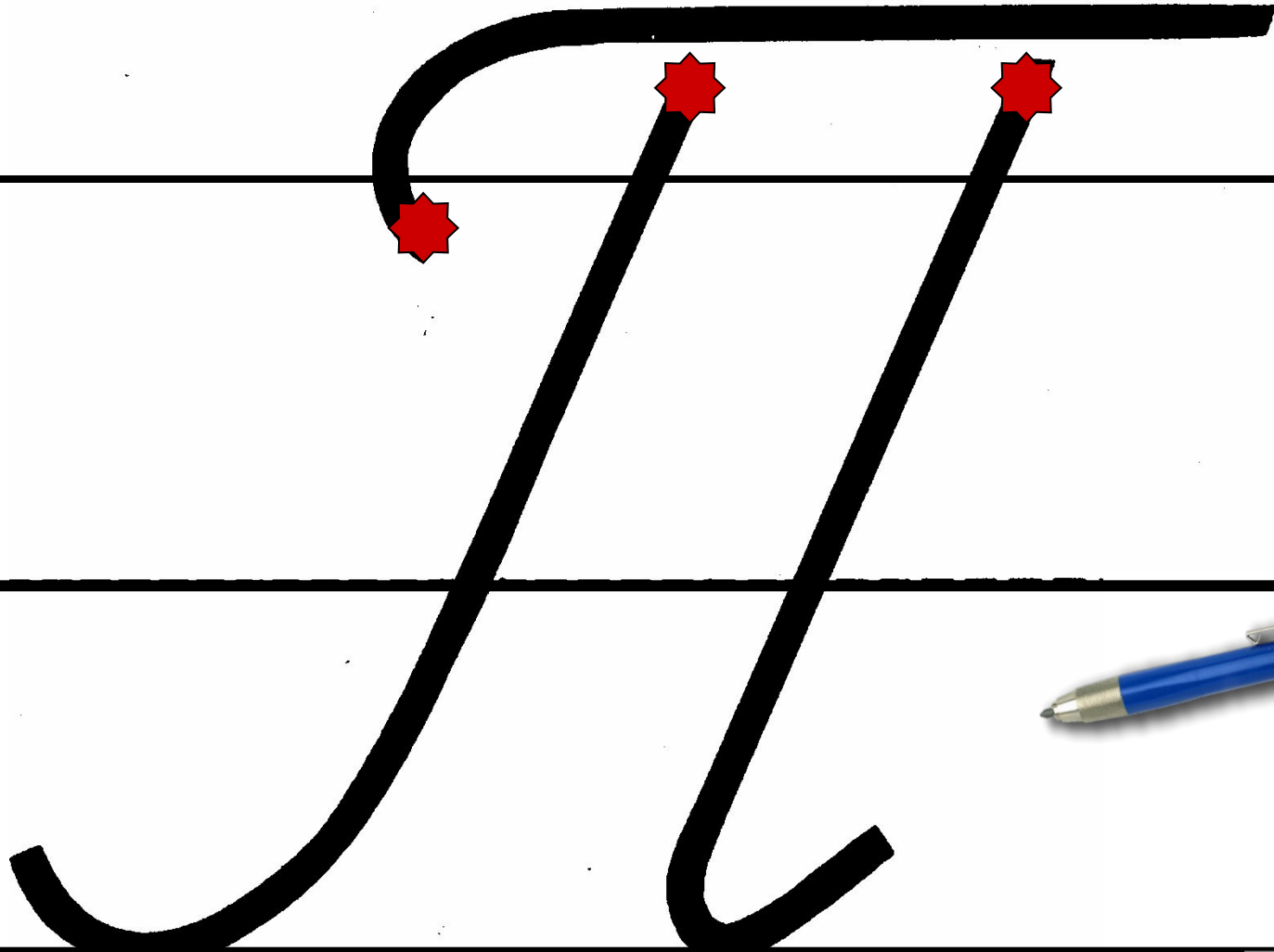
H h





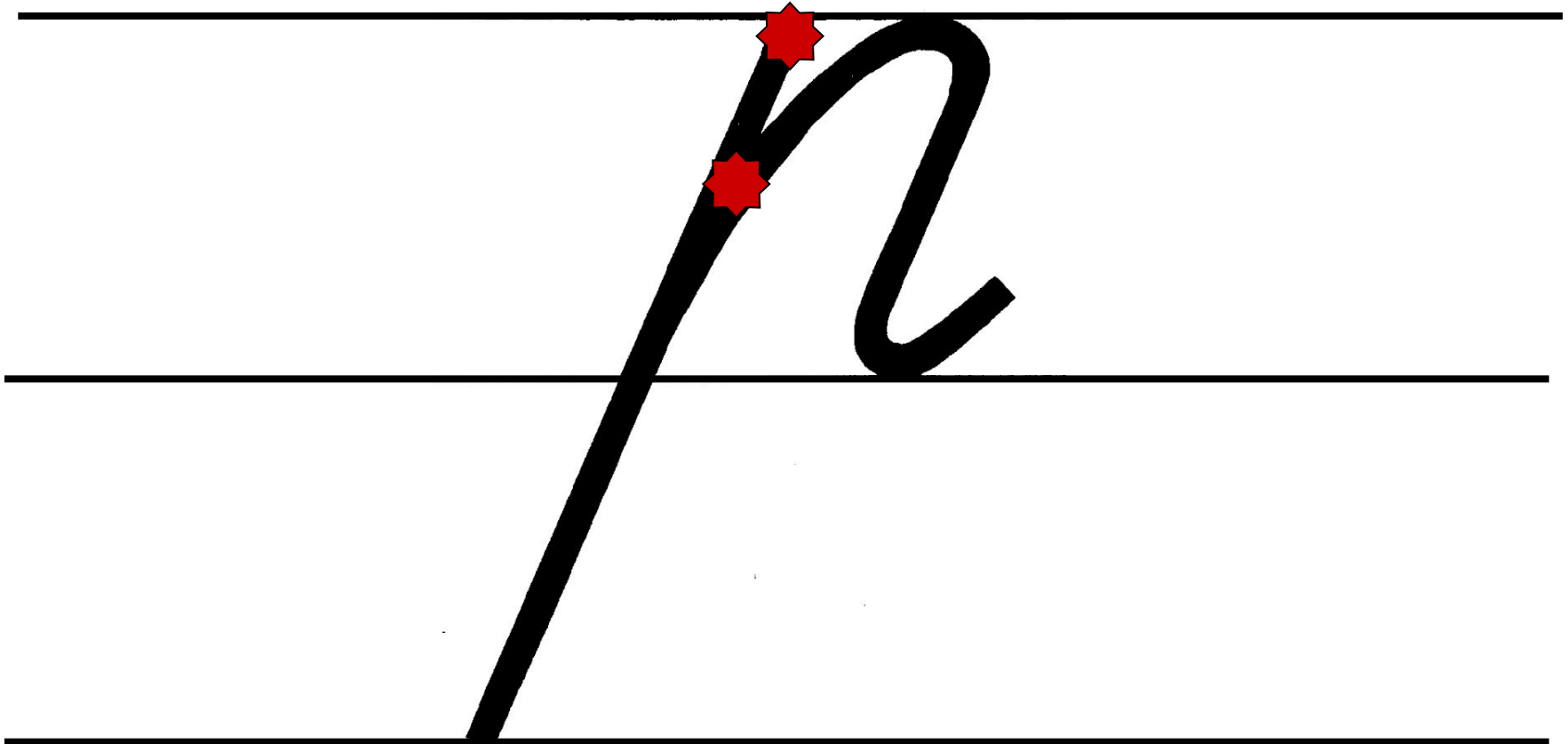
12






Pp







Cc

C


c



C



£





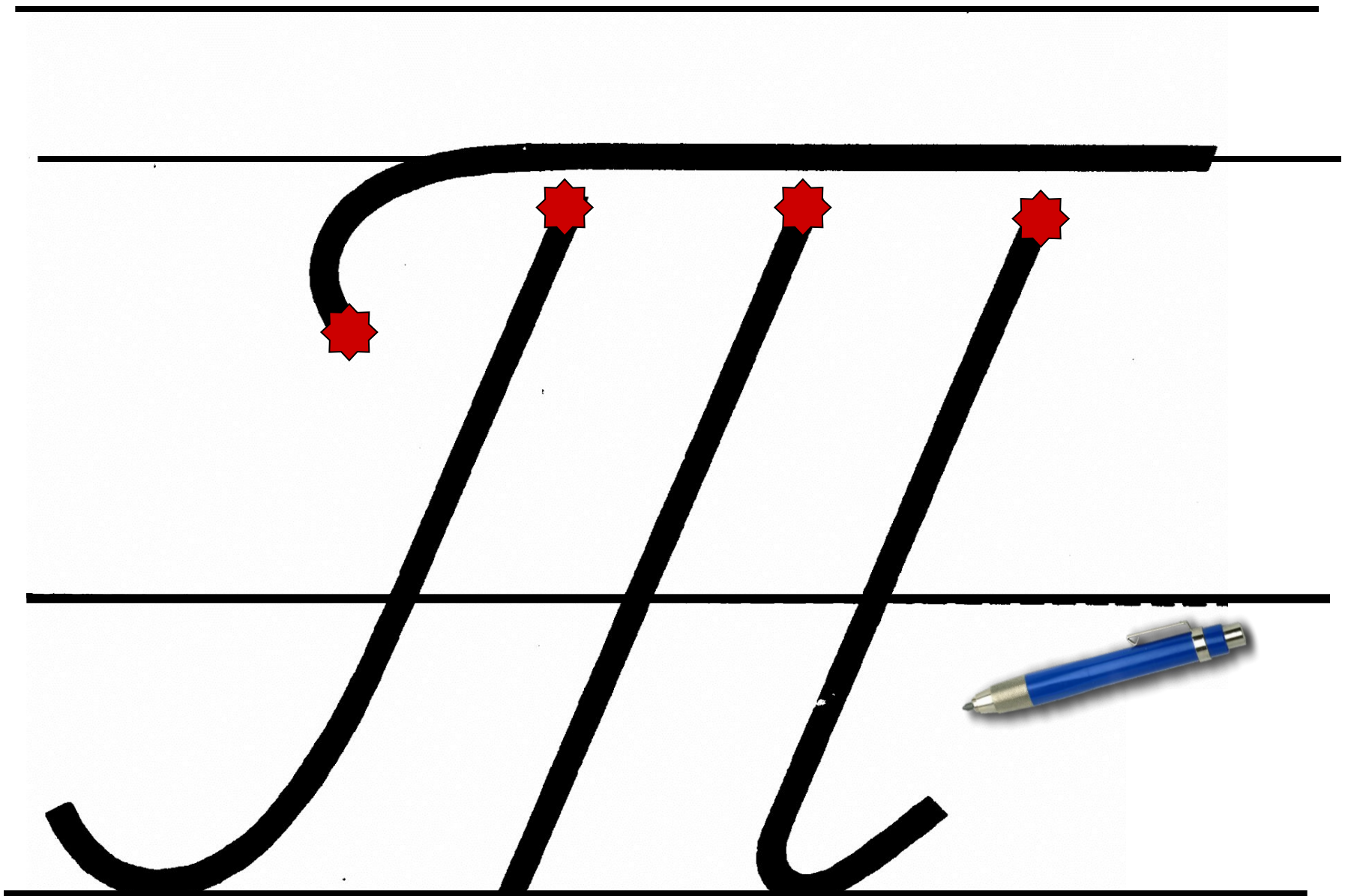
T t

T t



Handwritten cursive letter 'm' on a four-line grid. A red starburst icon is placed at the top of the first vertical stroke, indicating the starting point for writing.





yy

y y




y



g





Ф ф









X x

X



x





---

---

---

x






Ц ц

Ц ц

Ц ц



Uy



Handwritten cursive letters 'D' and 'G' on a set of five horizontal lines. A red starburst icon is placed at the top of the 'D' to indicate the starting point of the stroke.



44

4

4






2



2






שש




שש





21





Щ щ


Щ щ





u y



W







7



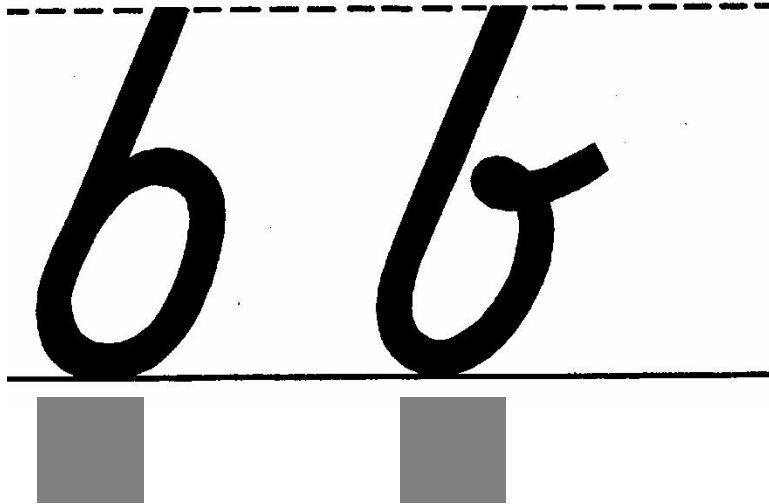

Ы

Ы



64





---

---

---

6



6




Э э

Э э







Handwriting practice for the letter 'f' on a four-line grid. The letter is drawn in thick black ink. Two red starburst markers indicate the starting points for the two main strokes: the top curve and the vertical stem.




Ю ю

Ю


Ю Ю



HO



10



10



Яя

Я

я




g





g



# Используемые материалы:

1. Голованов Ф.Г. *Демонстрационные карточки печатных и письменных букв*. М., Просвещение, 1971 г.
2. <http://www.lenagold.ru/fon/clipart/k/kar/karanda16.png> (картинка с изображением ручки)
3. [www.it-n.ru/communities.aspx?cat\\_no=5025&lib\\_no=23224&tmpl=lib](http://www.it-n.ru/communities.aspx?cat_no=5025&lib_no=23224&tmpl=lib) (шаблон с изображением школьной доски)



**Завершить показ**