

The background features a gradient from dark blue at the top to light blue at the bottom, with numerous white and light blue snowflakes of various sizes scattered throughout, creating a winter atmosphere.



Мастер-класс

Изготовление снежинок

С Новым 2016 годом!







www.blikst.ru



МБОУ гимназия с.Раевский












**Найдём середину
стороны**



**Положим угольник
углом к середине**





**Циркулем проведём
линию сгиба.**



**Отгнём по линии
сгиба.**

**Чертим
перпендикулярные
линии. Рисуем узор
одного луча снежинки.**













A close-up photograph of snowflakes on a blue background. The snowflakes are intricate and white, with some showing six distinct arms. The background is a soft, out-of-focus blue. The text is centered over the image.

**Желаю всем
счастливого
Нового года!**