

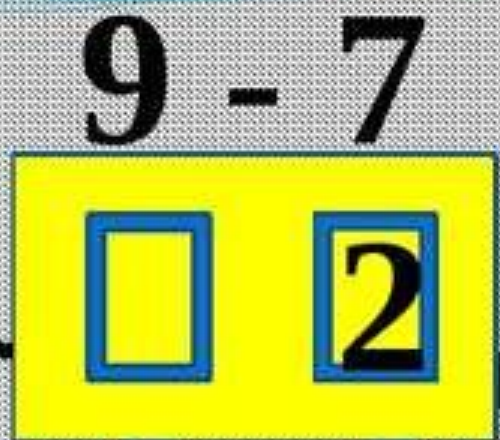
Открытый урок в 1 классе «Г»

Тема: «Числа от 1 до 10 и число 0.
Закрепление.»

Выполнила учитель начальных классов
МБОУ СОШ № 26 г. Оби Калякулина Н. В.



$$2 + 1$$



$$9 - 7$$



$$6 - 5$$



6

ЛИСТОПАДНАЯ





ЗАДАЧКИНО

У Милеусице
Чел
Ел
Ска



УГАДАЙКИНО



$$-1=8$$

$$7+1>7$$

$$6 < 7$$

$$9 - 1 = 8$$

$$10 > 9$$

$$7 + 1 > 7$$


Учебникого

$10 - 1 = \square$

$\square - 1 =$

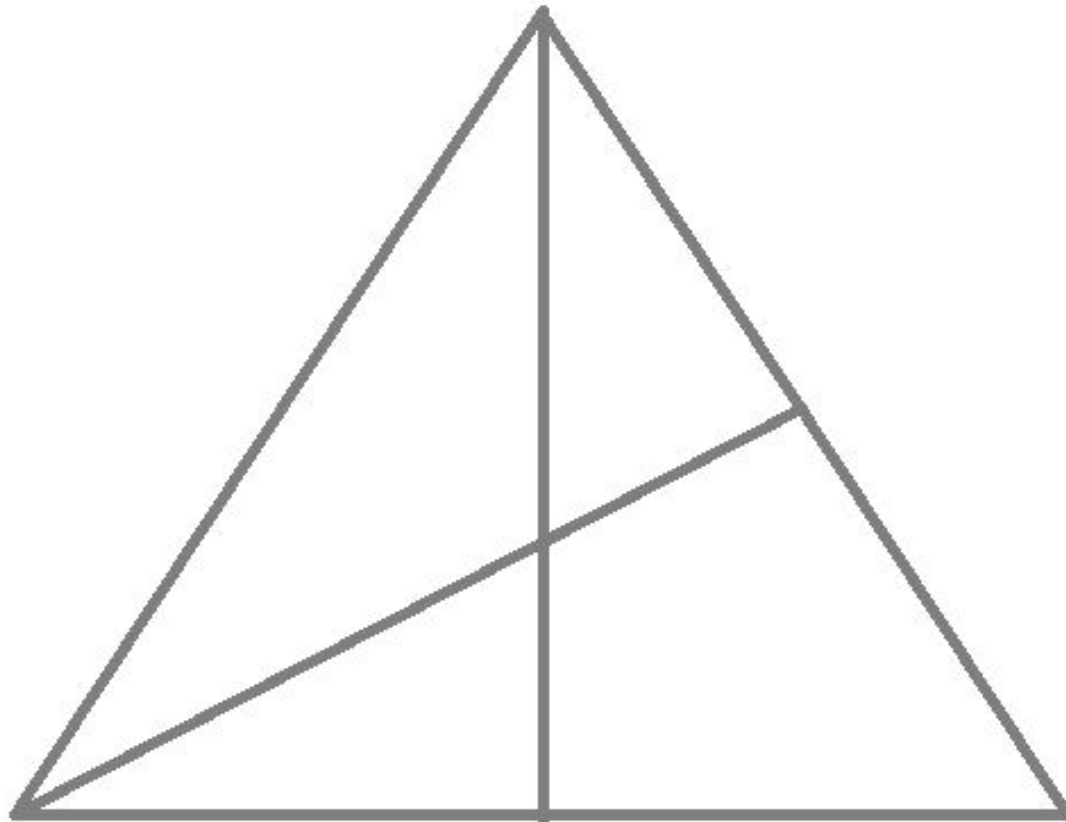
$7 - \square =$




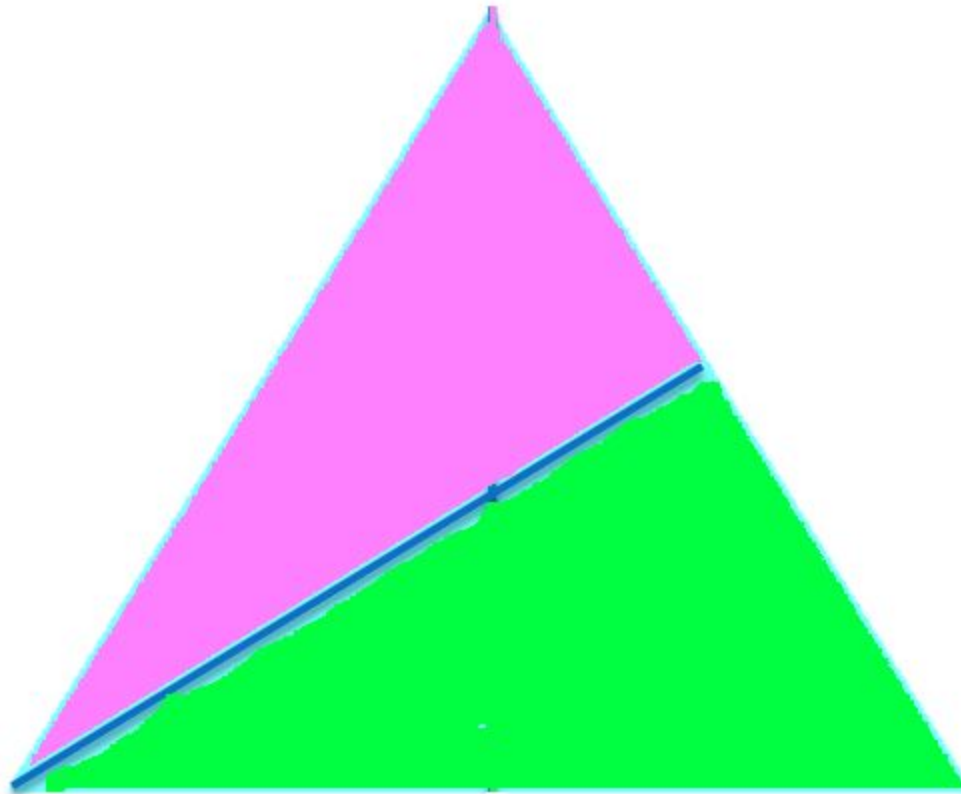


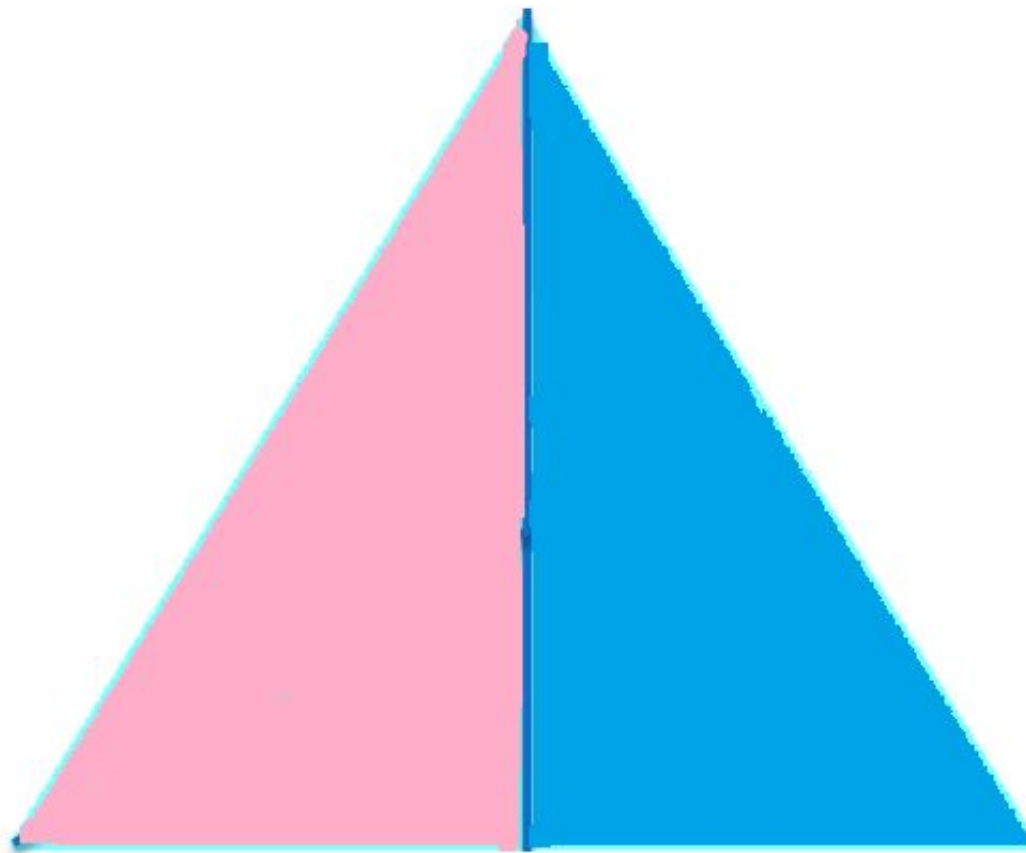
ГЕОМЕТРИЧЕСКАЯ

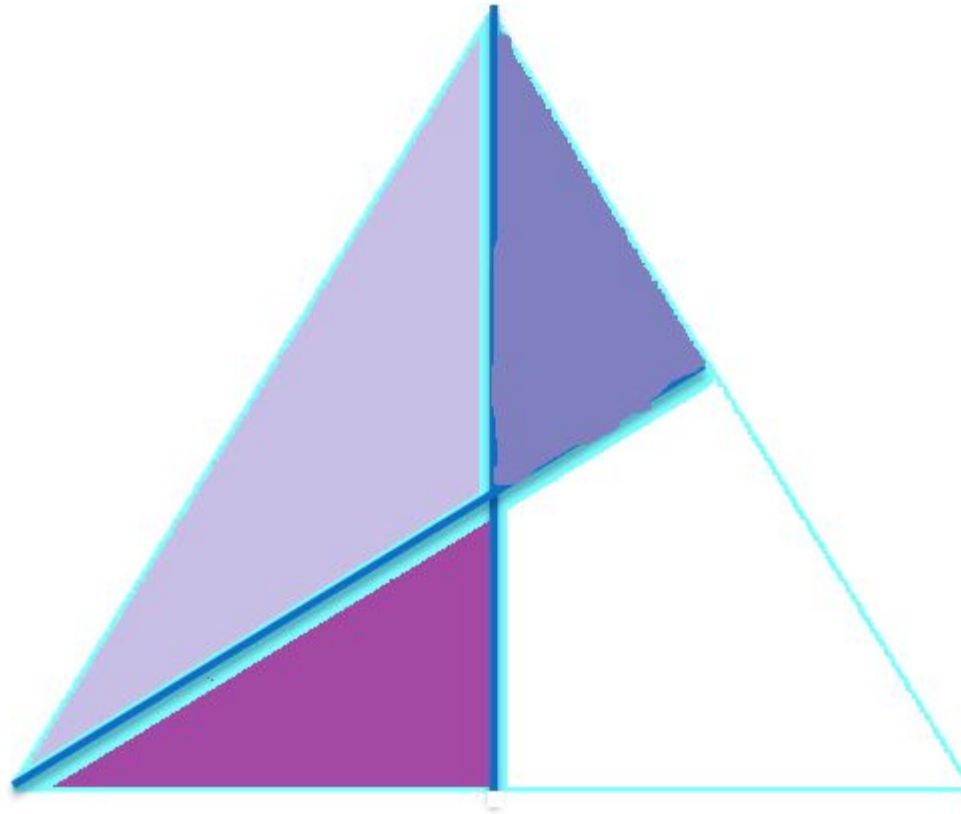
















Тетрадкино


$10 - 1 = \square$

$\square - 1 =$

$7 - \square =$






$$7+1=8$$



$$10-1=9$$

$$9-9=0$$

$$6+0=6$$

The image features five overlapping yellow envelopes, each decorated with various stamps and floral motifs. The stamps include 'AIR MAIL' with a blue bird icon, 'EXPRESS', 'AVIA' with a white dove, and circular postmarks from 'MOSCOW' and 'LONDON'. Some envelopes also have '1000' printed on them. The floral designs consist of pink roses with green leaves. The envelopes are arranged in a slightly overlapping, fan-like pattern against a light blue and white background.

МОЛОДЦЫ!



**СПАСИБО
ЗА УРОК!**