


The page features seven decorative maple leaves scattered around the central text. Each leaf is a mix of green, yellow, and red, suggesting autumn. They are positioned at various angles and locations: one at the top left, one at the top center, one at the top right, one at the bottom left, one at the bottom center, one at the bottom right, and one on the far right edge.

Числа 1, 2, 3



**Автор: Чевычалова Наталия
Юрьевна
учитель начальных классов
МБОУ СОШ №83 г. Воронежа**

«Нам не страшен серый волк,
Серый волк — зубами щелк»
Эту песню пели звонко
Три веселых ...





Сколько фигур на каждой «полке» на рисунках поросёят?
Сравните ($>$, $<$, $=$).

Ниф-
Ниф



	<input type="text" value="1"/>	
	<input type="text" value="2"/>	
<input type="text" value="1"/>	<input type="text" value="<"/>	<input type="text" value="2"/>


Нуф-
Нуф

	<input type="text" value="3"/>	
	<input type="text" value="2"/>	
<input type="text" value="3"/>	<input type="text" value=">"/>	<input type="text" value="2"/>

Наф-
Наф




	<input type="text" value="1"/>	
	<input type="text" value="3"/>	
<input type="text" value="1"/>	<input type="text" value="<"/>	<input type="text" value="3"/>





2

1	+	1	+	1	=	3
---	---	---	---	---	---	---





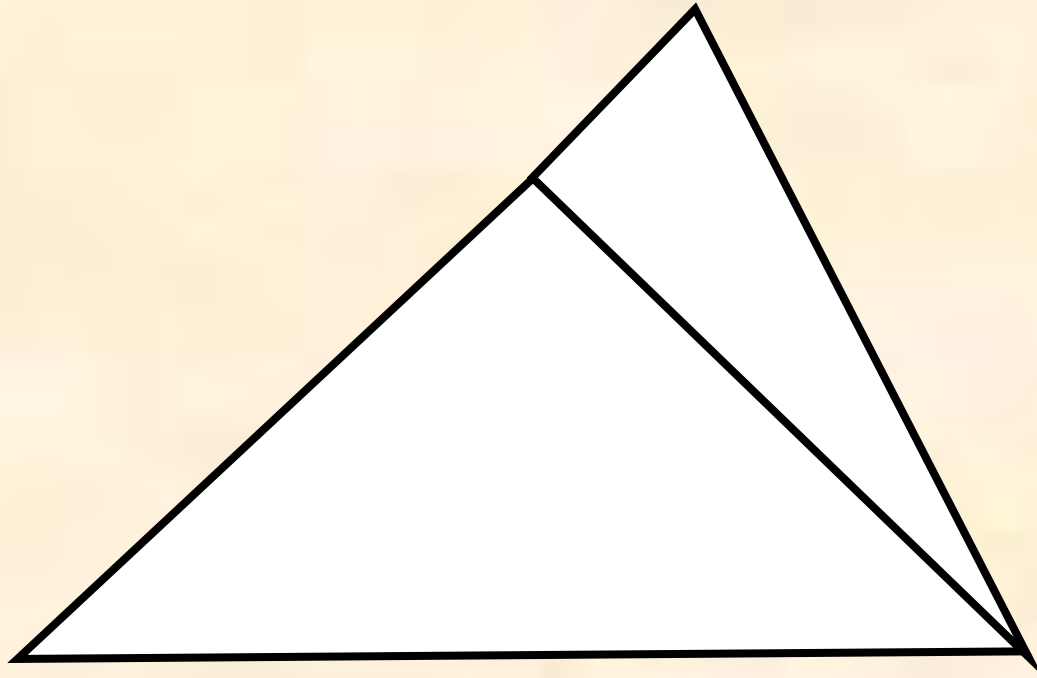




2

3	-	1	-	1	=	1
---	---	---	---	---	---	---


3	-	2	=	1
---	---	---	---	---








1 2 3 4 5 6 7 8 9 10





1 2 3 1 2 3 1 2

1 2 2 3 3 3 1 2 2 3 3 3 1 2 2 3 3 1 2 2



$$1 + 1 = 2$$



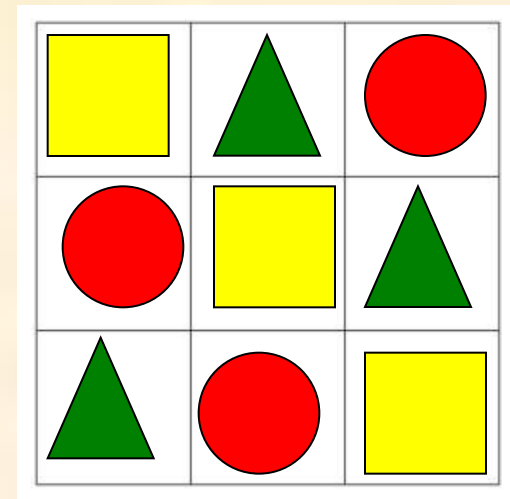
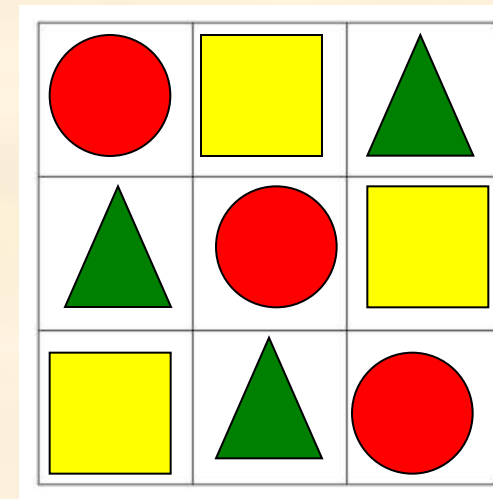
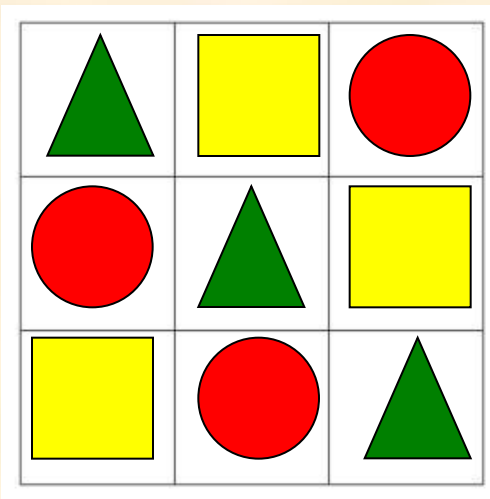
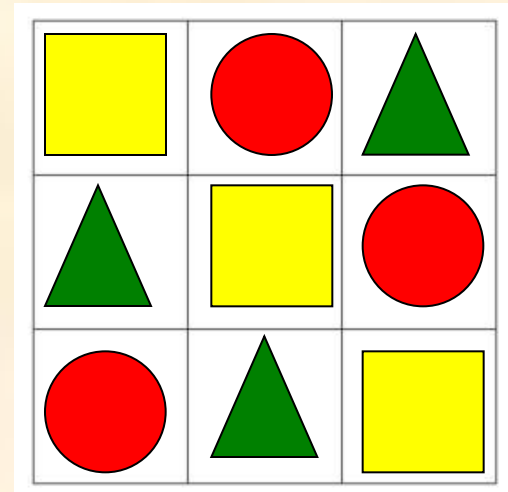
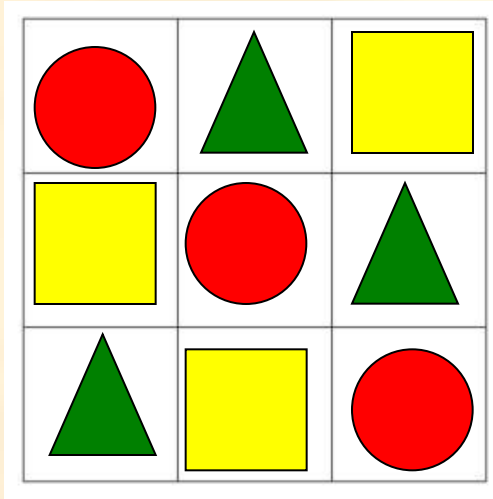
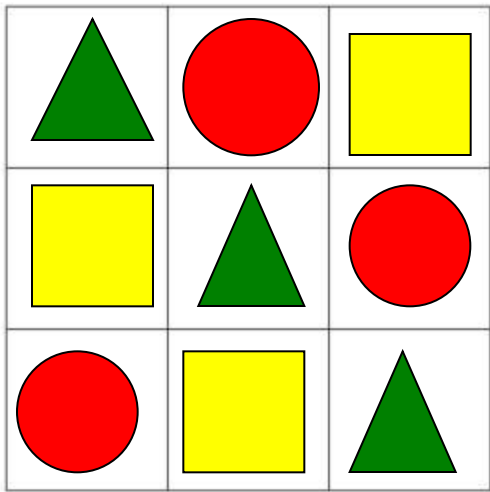
$$2 + 1 = 3$$



$$1 + 2 = 3$$



$$1 + 1 + 1 = 3$$









2

1	+	1	+	1	=	3
---	---	---	---	---	---	---



3	-	1	-	1	=	1
---	---	---	---	---	---	---

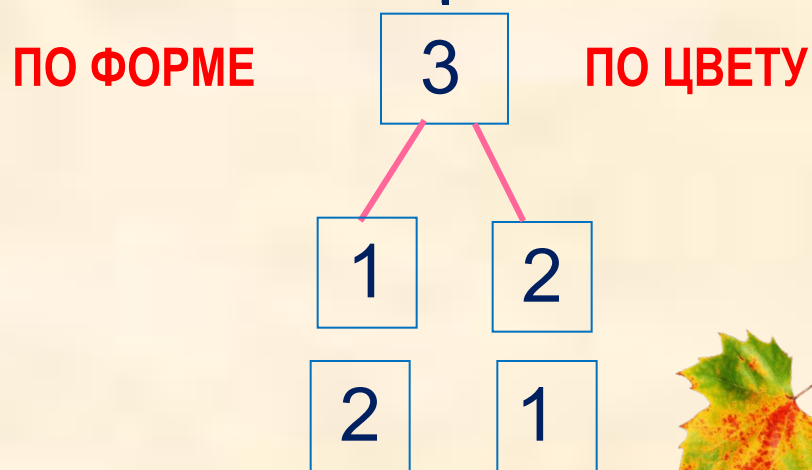
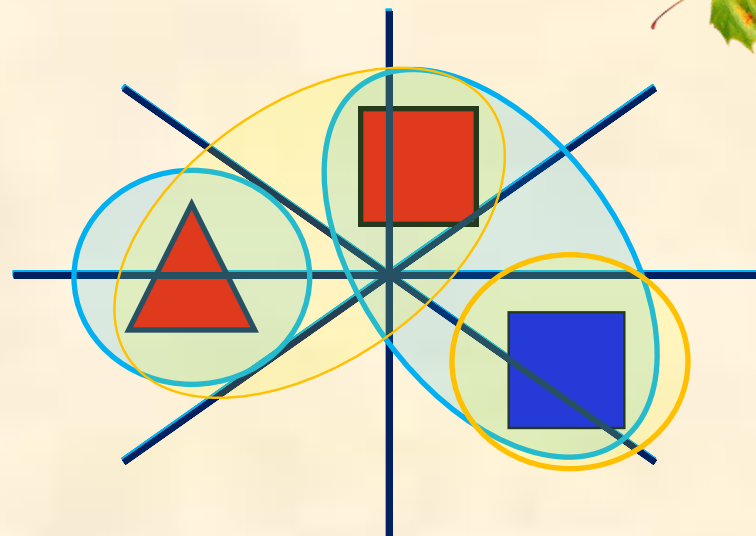
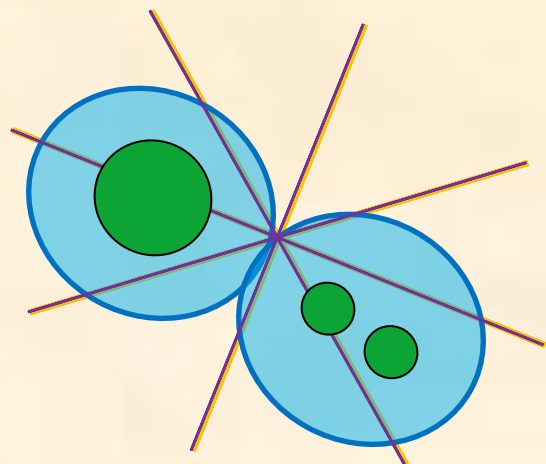
3	-	2	=	1
---	---	---	---	---




Сколько фигур на рисунке Ниф-Нифа?



На какие фигуры их можно разбить?

На рисунке Наф-Нафа?





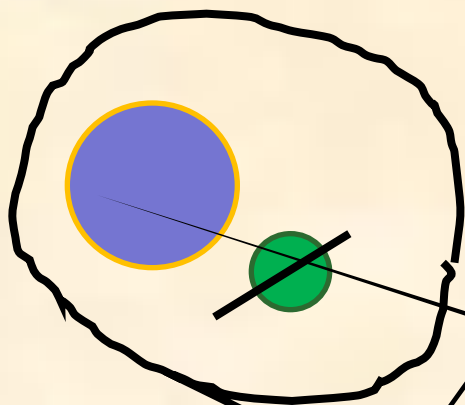
Нарисуй квадратов меньше, чем треугольников, а кругов больше, чем треугольников.



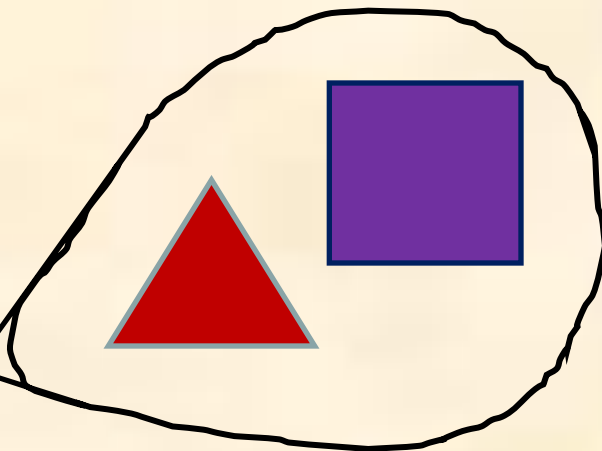
Поросята перепутали свои рисунки и записи. Подбери к каждому рисунку нужное выражение и его значение.



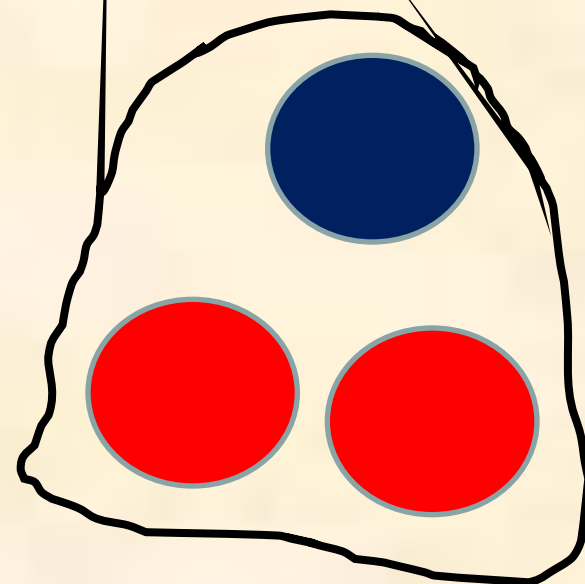
Ниф-Ниф



Нуф-Нуф



Наф-Наф



$$1 + 2$$

$$1 + 1$$

$$2 + 1$$

$$2 - 1$$



$$2$$



$$1$$



$$3$$







Молодцы!!!



Источники:

- **Математика, 1 класс,**
- **Учебник-тетрадь ,**
- **Первое полугодие, Гейдман Б.П.,
Ивакина Т.В., Мишарина И.Э.,**