



Окружающий мир
2 класс

***Тема: «Строение тела
человека»***





Строение

тела

человека

внешнее

- голова
- шея
- туловище
- руки
- ноги

внутреннее

- мозг
- лёгкие
- сердце
- печень
- желудок
- кишечник

Внутренние органы

Internal Organs of the Human Body

The brain is the command center of the central nervous system. It receives signals that tell the body what to do and controls both voluntary and involuntary activities. The brain is the home of emotion, memory, thought, and language.

The lungs are the main component of the respiratory system. They distribute air and exchange gases, removing carbon dioxide from the blood and providing it with oxygen.

The heart pumps the body's entire volume of blood to and from the lungs using the right ventricle and left atrium and to and from all the organs using the left ventricle and right atrium.

The diaphragm plays a vital role in breathing. As it contracts and flattens, it helps draw air into the lungs; as it relaxes, it helps push the air out of the lungs.

The liver, the largest internal organ, and performs complex and important functions related to digestion and nutrition. The liver produces bile (which helps break down food matter in the small intestine), detoxifies blood, helps regulate blood glucose levels, and produces plasma proteins.

The kidneys eliminate waste, filter blood, maintain fluid-electrolyte and acid-base balances, produce the hormone that stimulates the production of red blood cells, produce enzymes that govern blood pressure, and help activate vitamin D.

The spleen breaks down old red blood cells and selectively retains and destroys damaged or abnormal red blood cells. It also filters out bacteria and other foreign substances that enter the bloodstream. The spleen stores blood and produces cells involved in immune response.

The gallbladder stores the bile that is secreted by the liver.

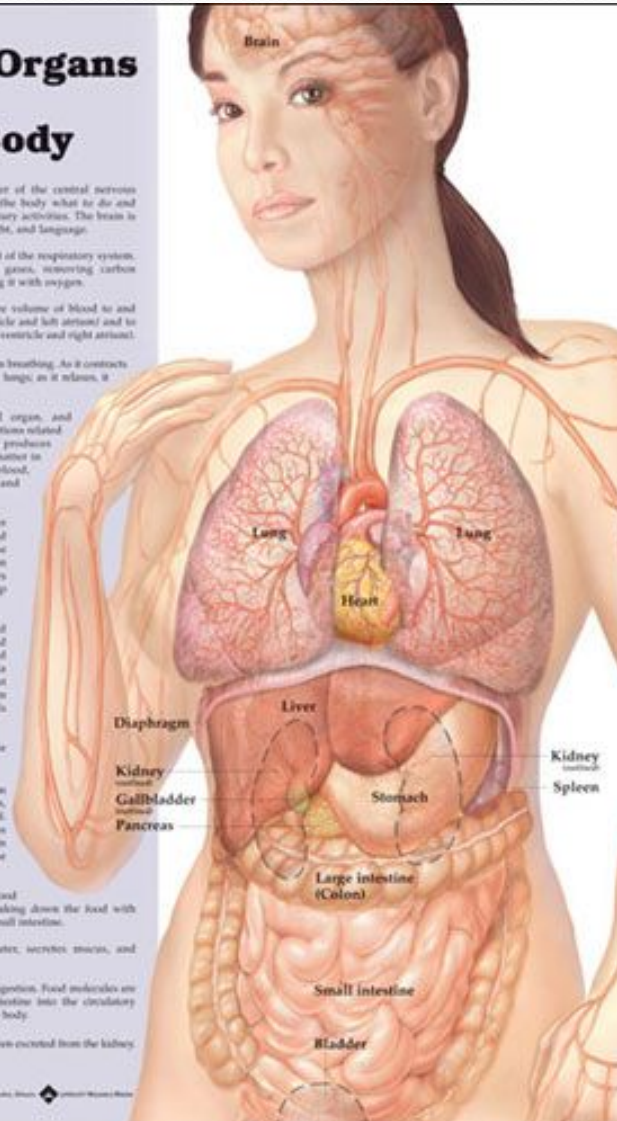
The pancreas assists with the digestion of many substances such as proteins, nucleic acids, starch, fats and cholesterol. Using the hormone insulin, the pancreas controls the amount of sugar stored in and released from the liver for use throughout the body.

The stomach temporarily stores food and begins the digestion process, breaking down the food with gastric acids and moving it into the small intestine.

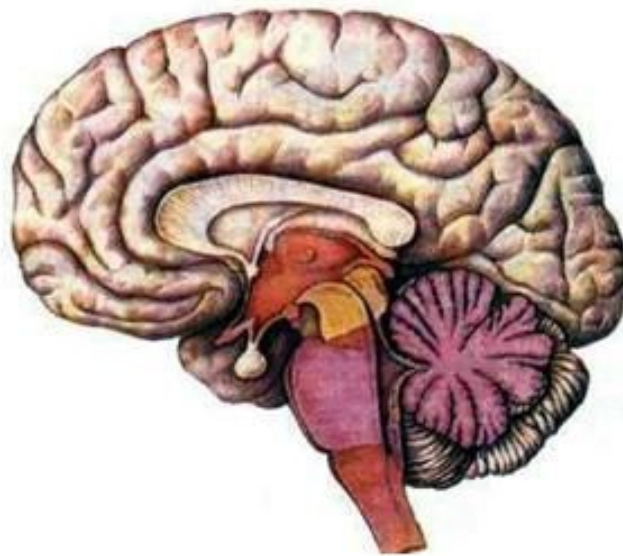
The large intestine absorbs water, secretes mucus, and eliminates digestion waste.

The small intestine completes digestion. Food molecules are absorbed through the wall of the intestine into the circulatory system and delivered to the cells of the body.

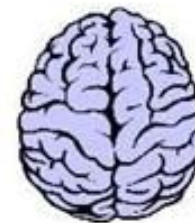
The bladder stores urine that has been excreted from the kidney.



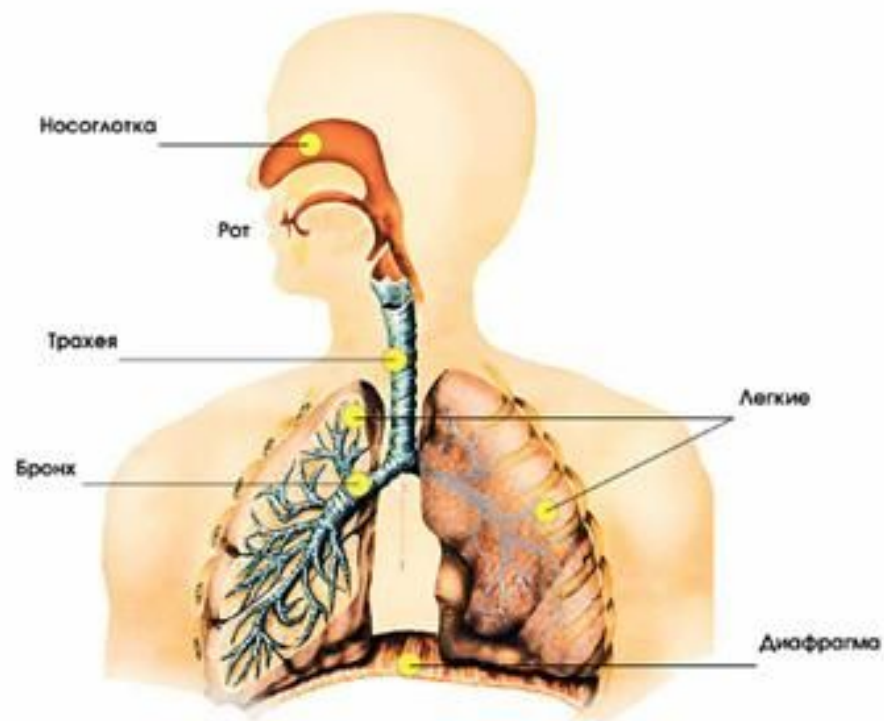
ГОЛОВНОЙ МОЗГ



находится в голове, и контролирует
работу твоего тела

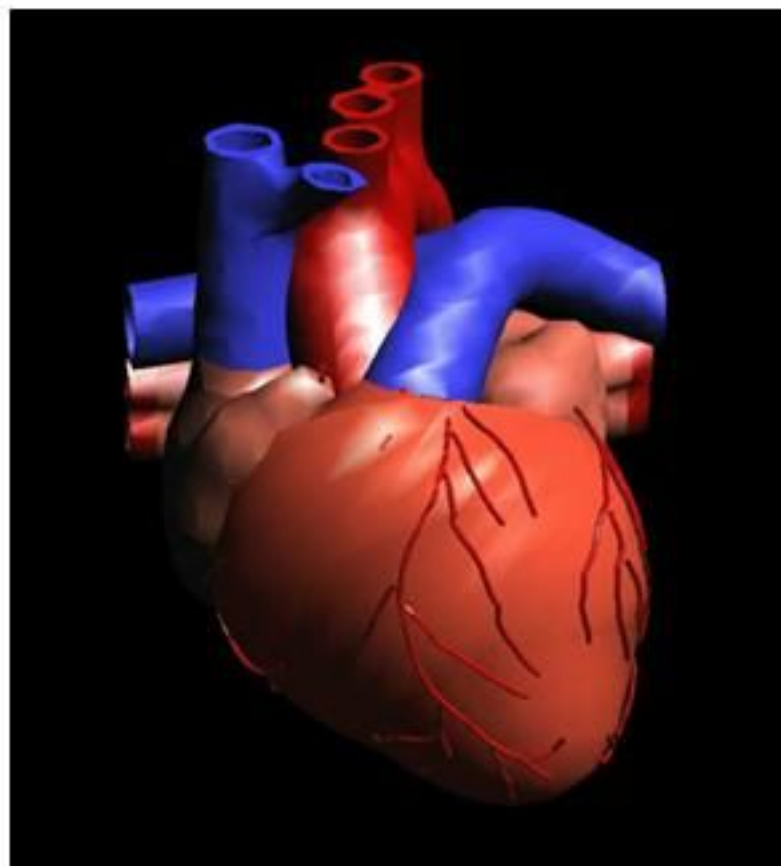


ЛЁГКИЕ

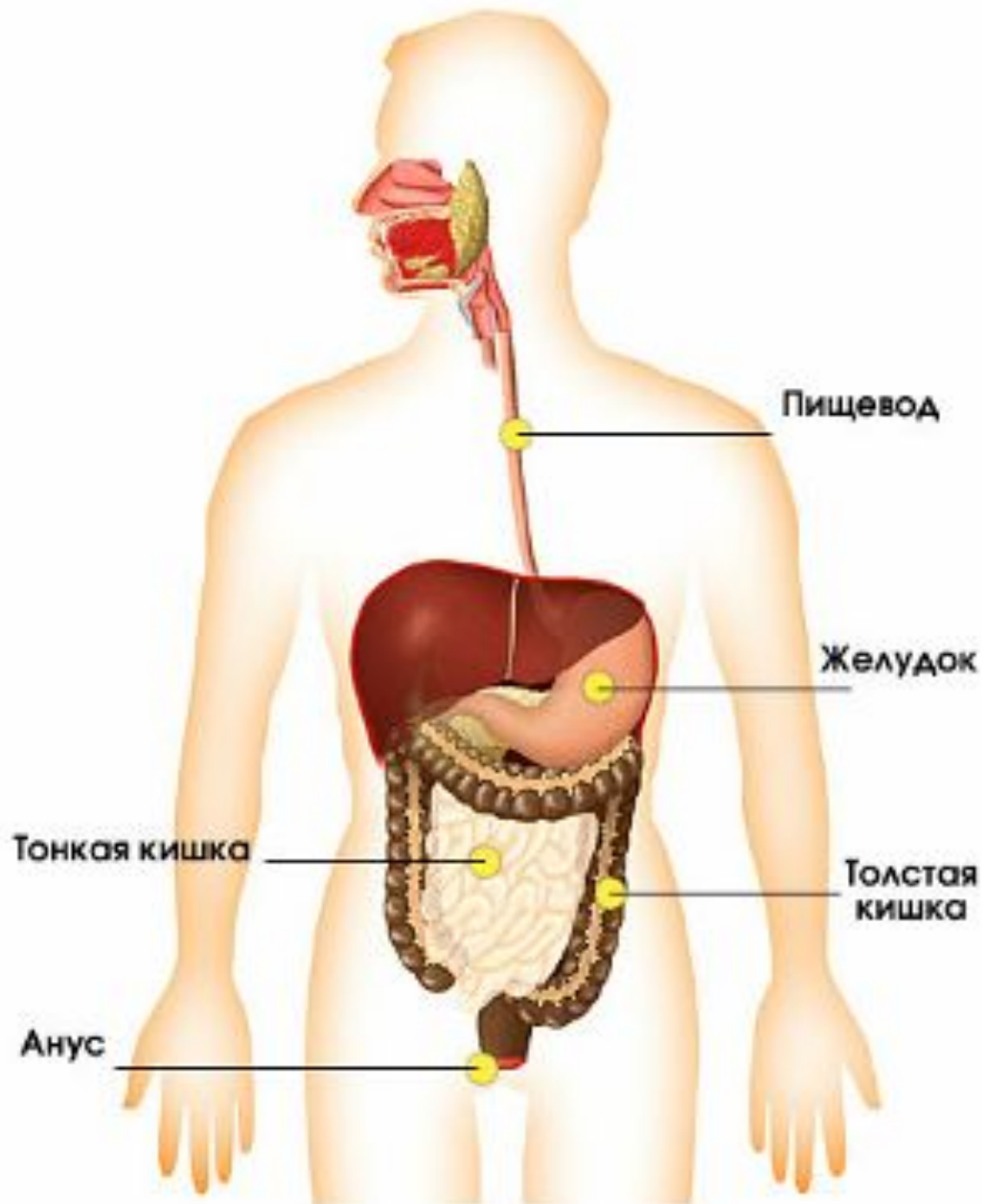


С ПОМОЩЬЮ ЛЁГКИХ МЫ ДЫШИМ, ЧЕЛОВЕК ВДЫХАЕТ ГАЗ
КИСЛОРОД, А ВЫДЫХАЕТ УГЛЕКИСЛЫЙ ГАЗ

СЕРДЦЕ



- главная мышца тела, оно, как насос качает кровь по организму



Пищевод

Желудок

Тонкая кишка

Толстая кишка

Анус

Будьте здоровы

