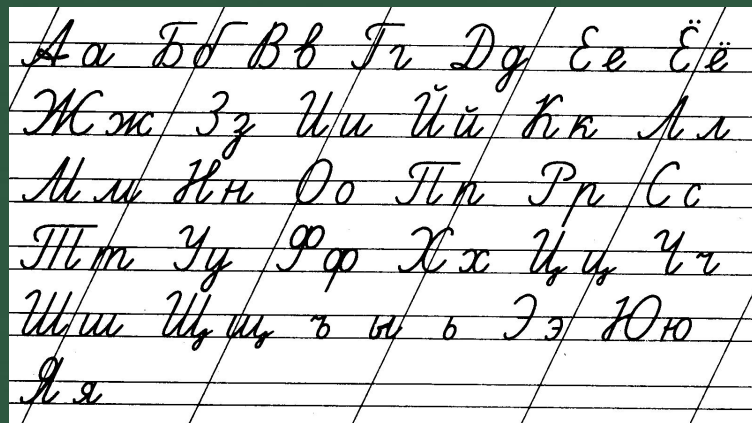


# Анимированный плакат

## Письменные буквы русского алфавита



Аа <b>Аа</b>	Бб <b>Бб</b>	Вв <b>Вв</b>	Гг <b>Гг</b>	Дд <b>Дд</b>
Ее <b>Ее</b>	Ёё <b>Ёё</b>	Жж <b>Жж</b>	Зз <b>Зз</b>	Ии <b>Ии</b>
Йй <b>Йй</b>	Кк <b>Кк</b>	Лл <b>Лл</b>	Мм <b>Мм</b>	Нн <b>Нн</b>
Оо <b>Оо</b>	Пп <b>Пп</b>	Рр <b>Рр</b>	Сс <b>Сс</b>	Тт <b>Тт</b>
Уу <b>Уу</b>	Фф <b>Фф</b>	Хх <b>Хх</b>	Цц <b>Цц</b>	Чч <b>Чч</b>
Шш <b>Шш</b>	Щщ <b>Щщ</b>	Ъъ <b>Ъъ</b>	Ыы <b>Ыы</b>	Ьь <b>Ьь</b>
Ээ <b>Ээ</b>	Юю <b>Юю</b>	Яя <b>Яя</b>		

A a


A a



a





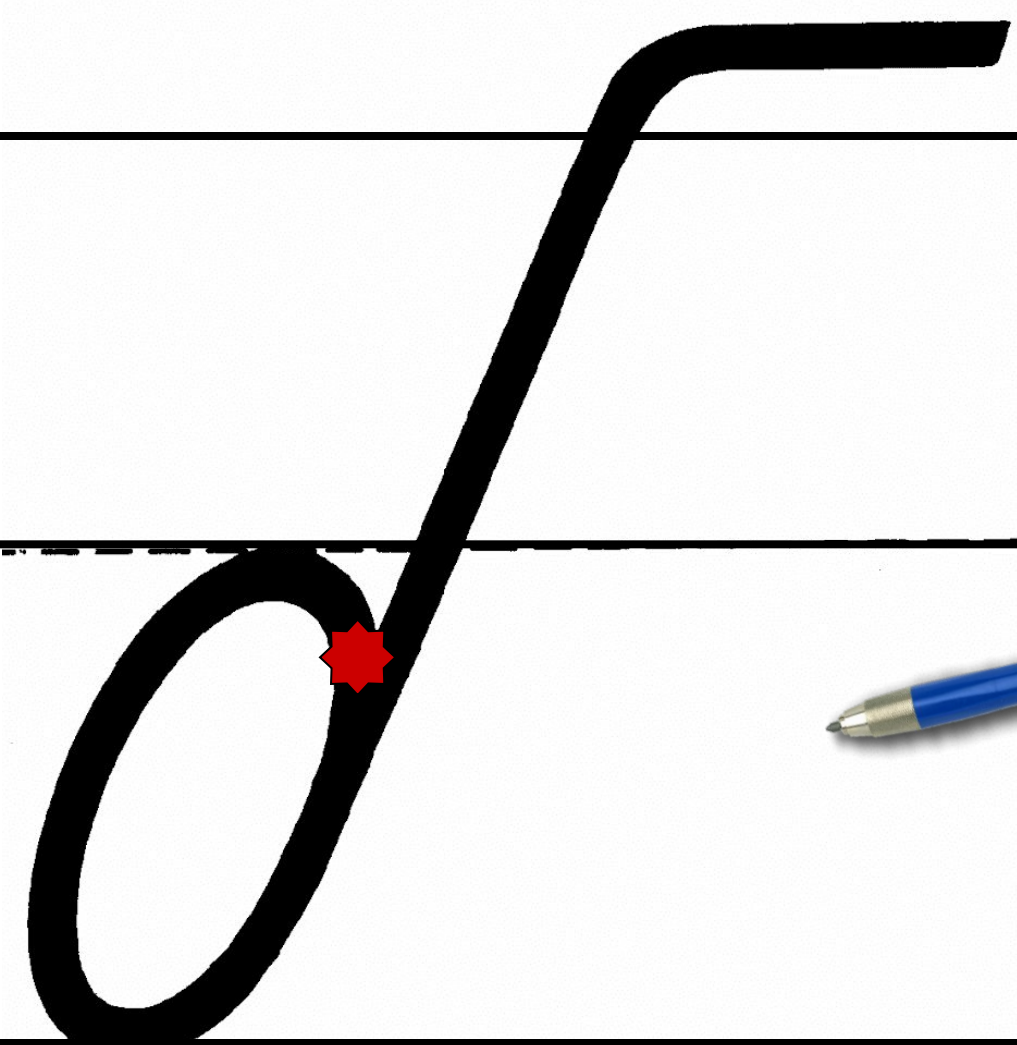



Б б

Б

б






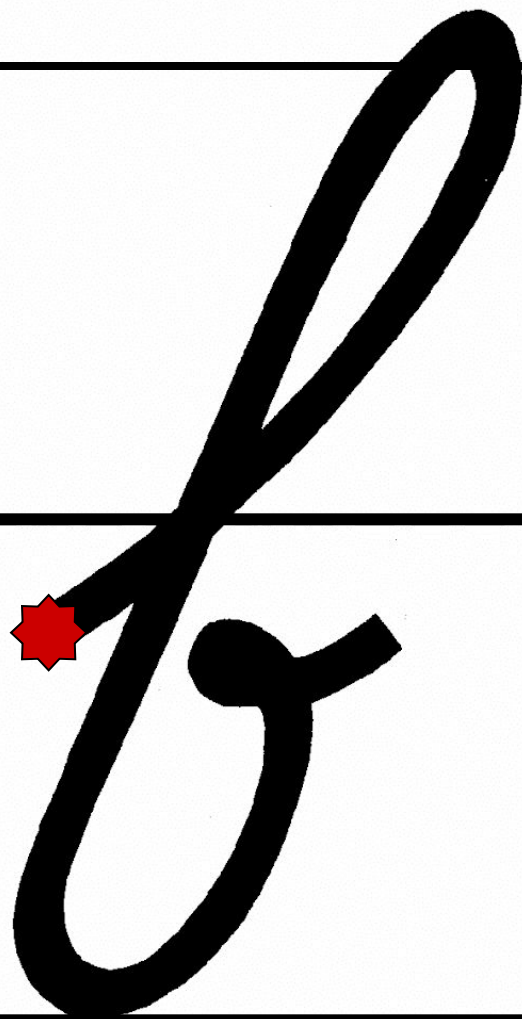


**B B**

B b b





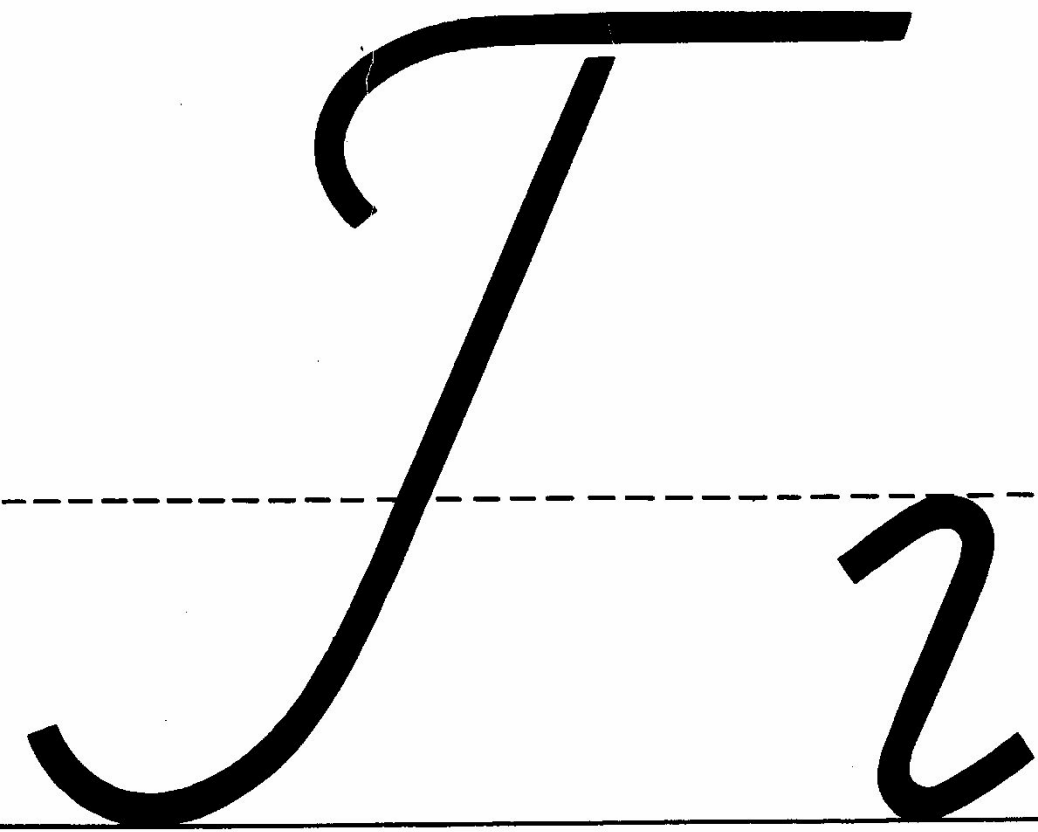





B

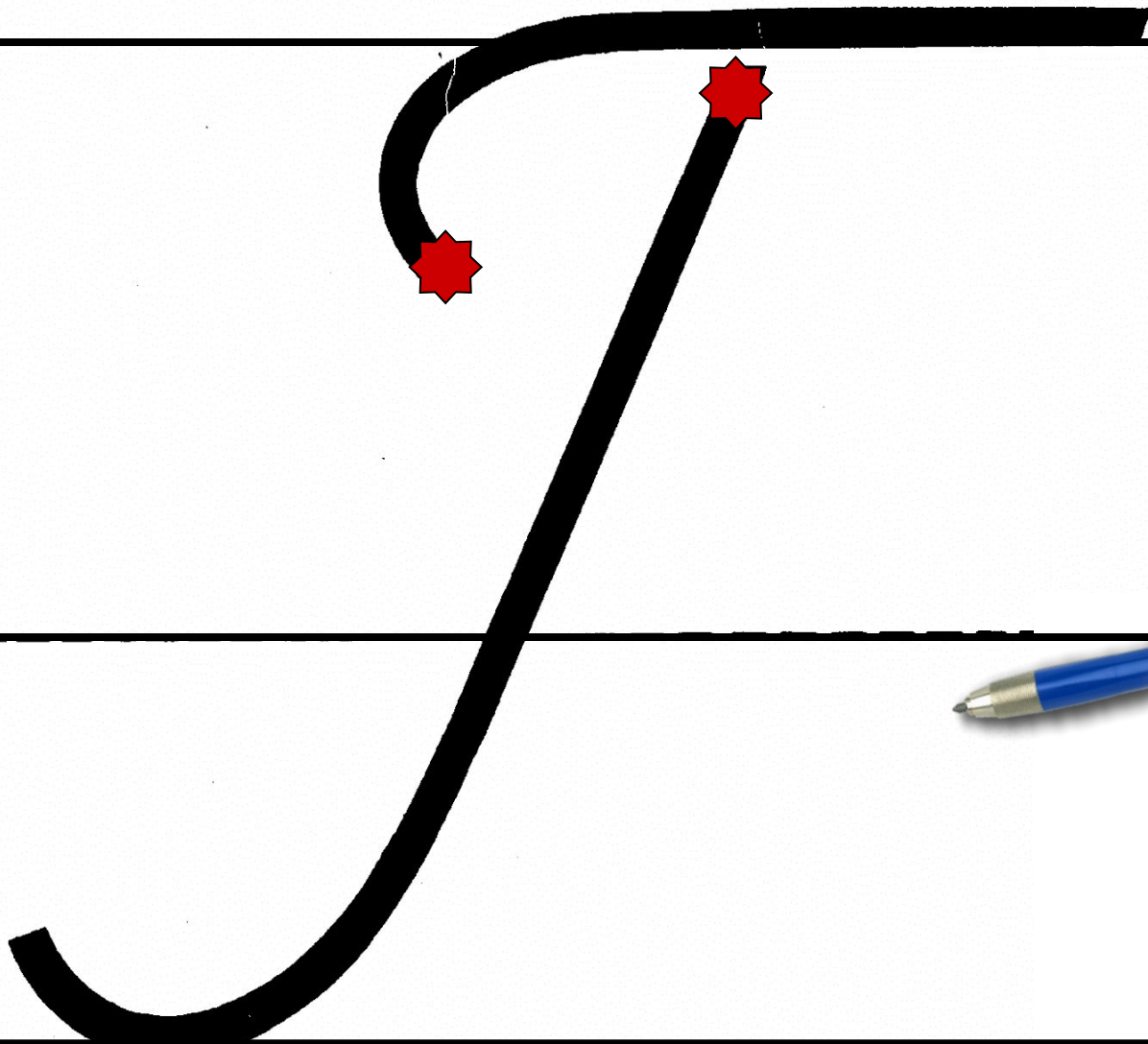






2





Дд





Dd



g





E e

E

e




e





É



E e

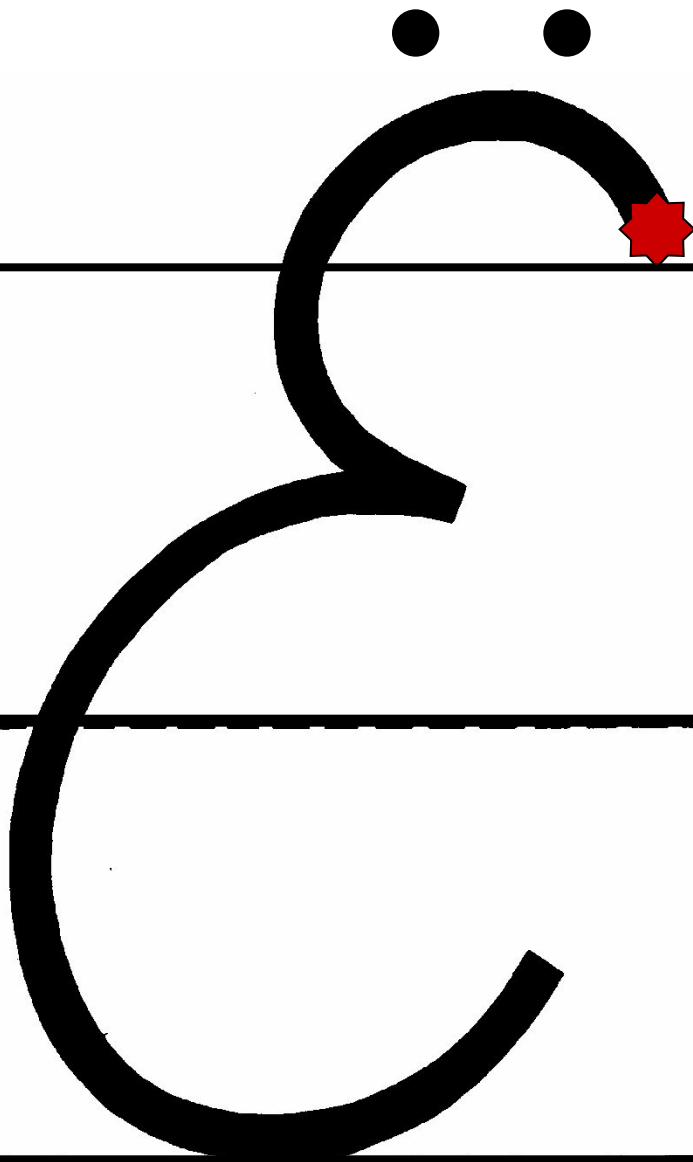
Ë

ë



e





Ж ж

Ж


ж




---

---

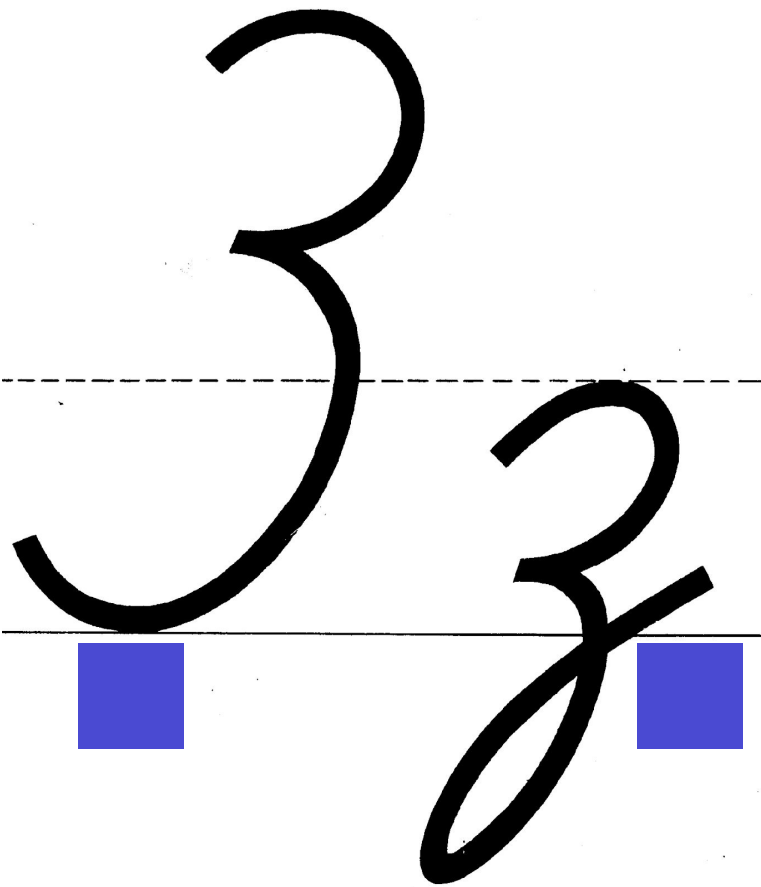
2K



Handwritten cursive letter 'K' on a four-line grid. A red starburst marks the starting point of the stroke on the second line from the top.



3 3





---

3

---

---



3



И И

И И

и и




u



21





Handwriting practice lines with a cursive letter 'u' and a red starburst indicating the starting point.



Kk

Kk





Handwritten cursive letter 'k' with two red starburst markers indicating stroke direction.



Handwritten cursive letter 'K' on a four-line grid. Two red starburst markers indicate the starting points of the strokes: one at the top of the vertical stem and another at the junction where the stem meets the loop.




Л л

Л

л





Handwritten cursive letter 'A' on a four-line grid. A red starburst marks the starting point at the bottom left of the letter.



M M

M M

m m



---


---

---

π



Handwritten cursive letters 'M' and 'A' on a four-line grid. A red starburst marks the starting point of the 'M' at the bottom left line.





Н Н

Н

Н



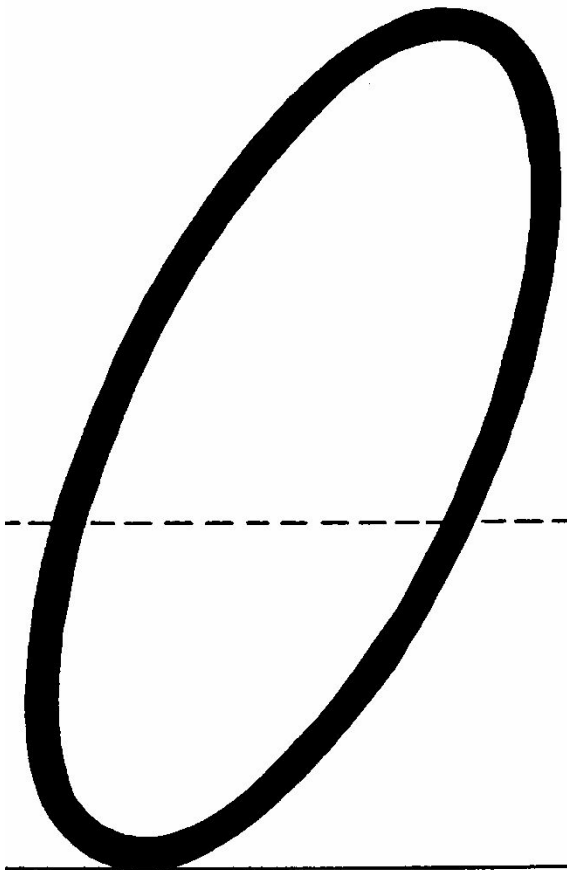



Handwritten letter 'H' on a four-line grid. A red starburst is placed at the top of the left vertical stroke, indicating the starting point for writing.



H





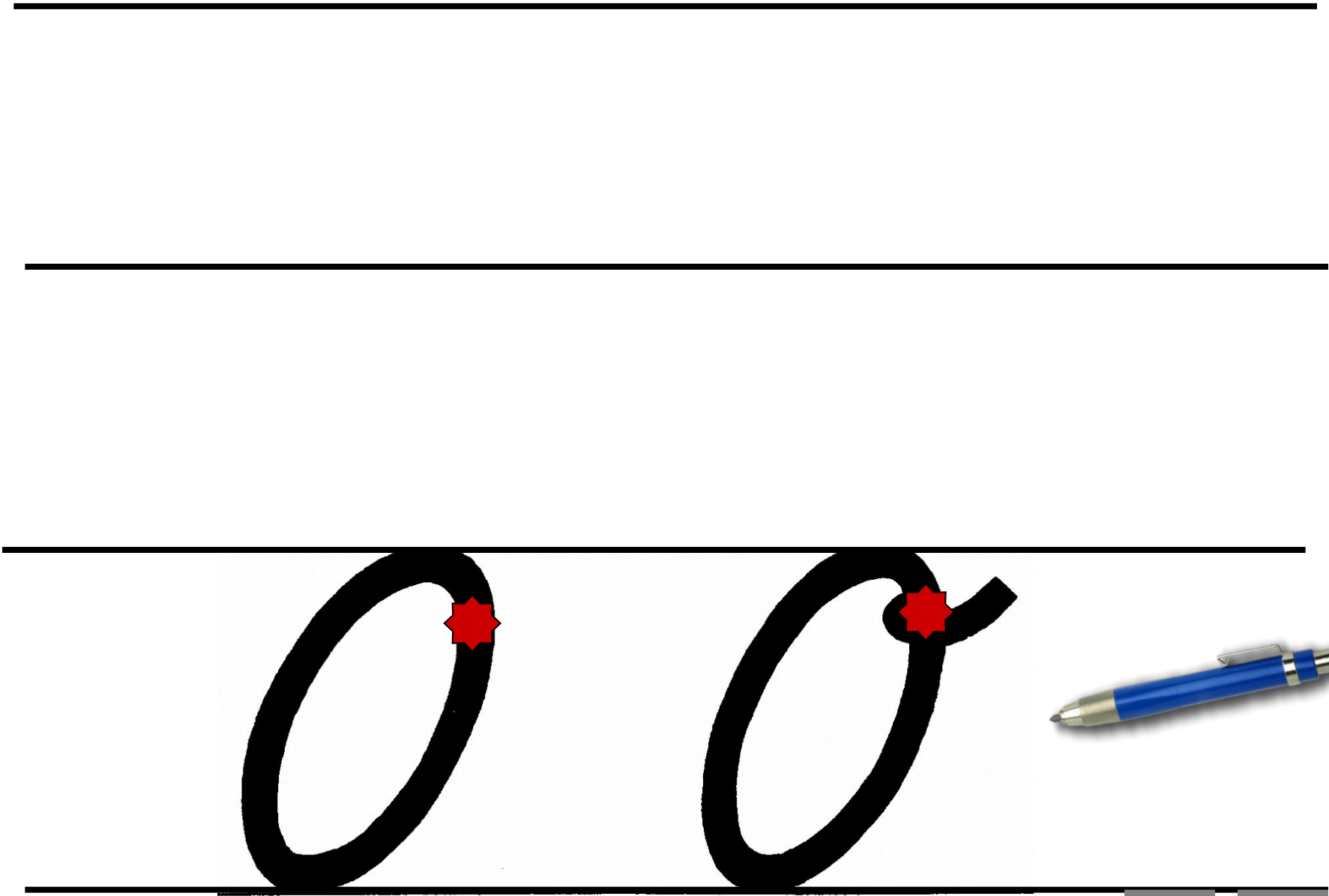
---

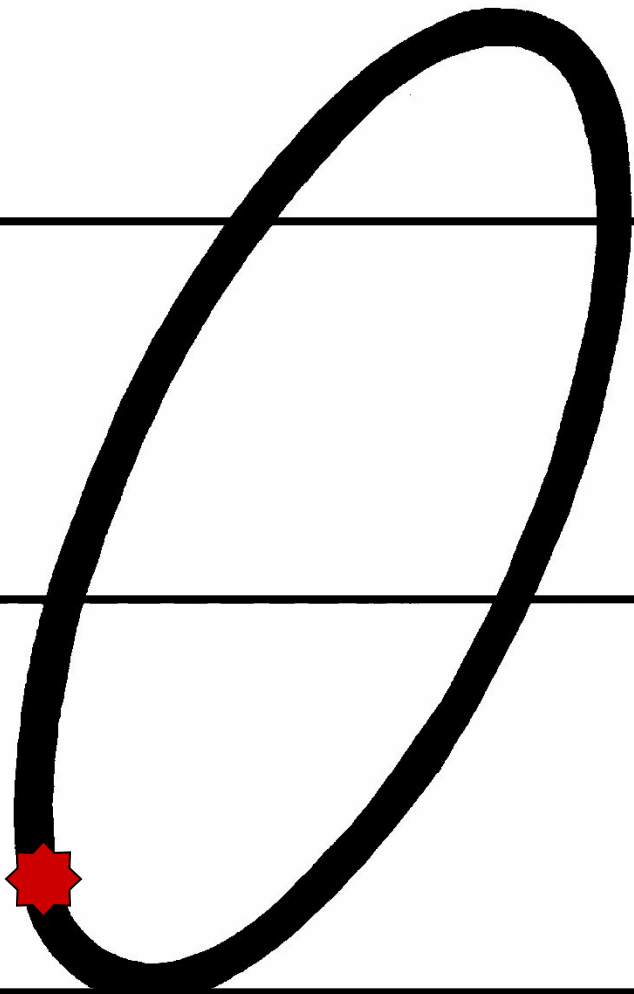
---

0

o









H h






12

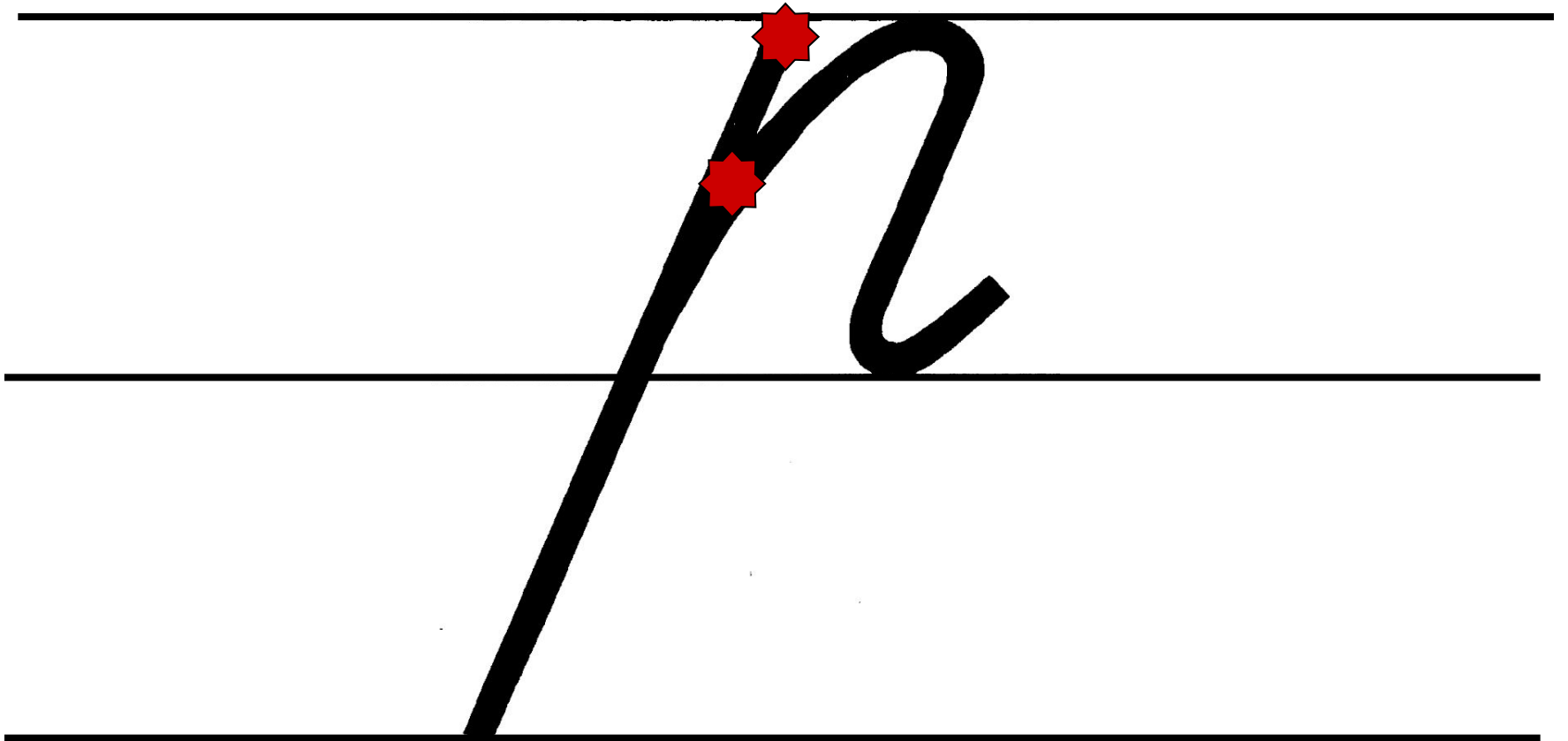


Handwritten cursive letter 'N' on a four-line grid. The letter is black and features three red star-shaped markers at the top of the left curve, the top of the first vertical stroke, and the top of the second vertical stroke to indicate starting points or key features.



Pp





*F*



Cc

C


c



C



£





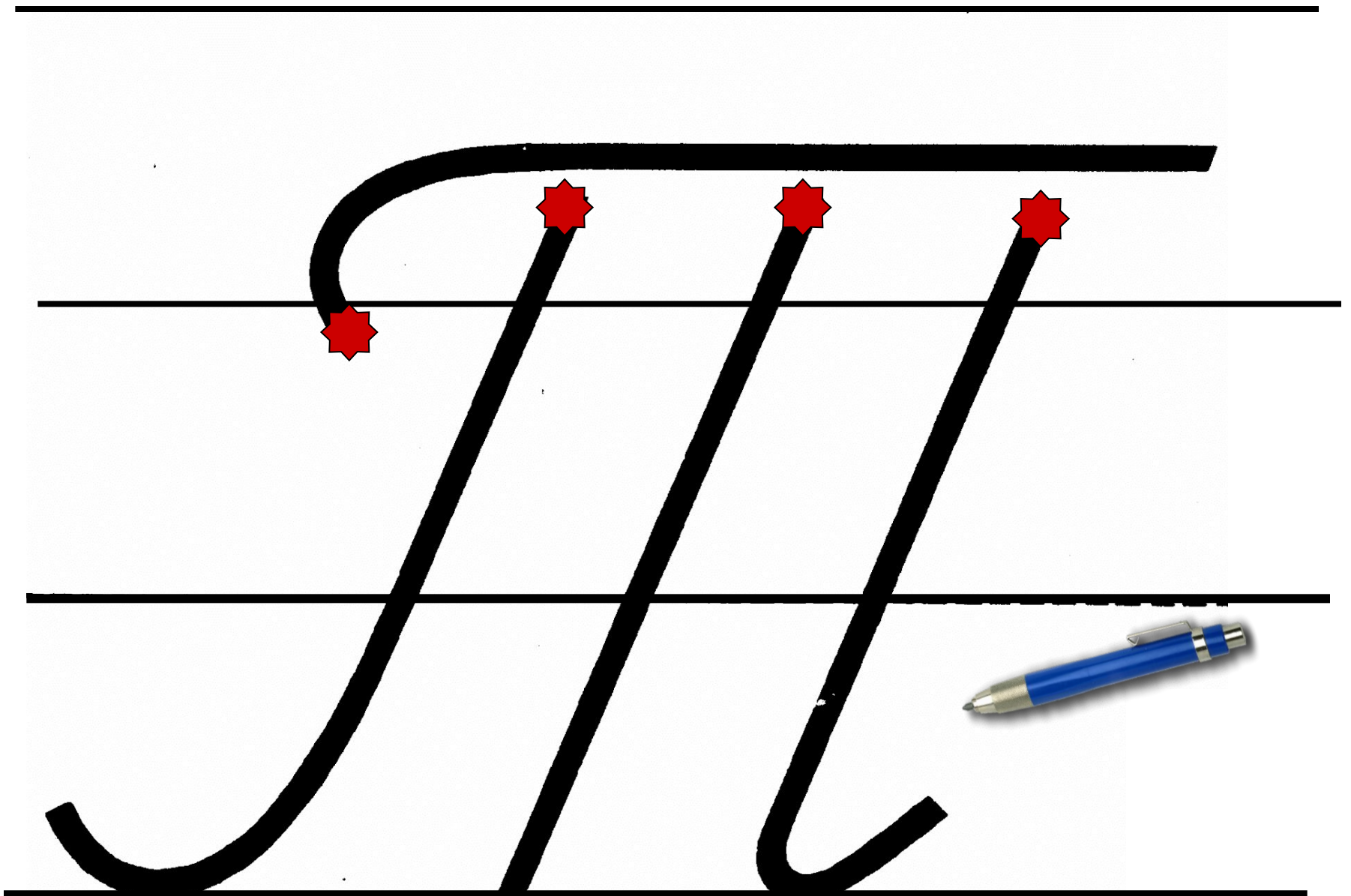
T t

T t



Handwritten cursive letter 'm' on a four-line grid. A red starburst icon is placed at the top of the first vertical stroke, indicating the starting point for writing.





yy

y y




y



g




Ф ф







g



X x

X



x





---

---

---

x






Ц ц

Ц ц

Ц ц



Uy



Uy



44


4

4






7



2






שש




שש





21





Щ щ

Щ щ





u y



W







7



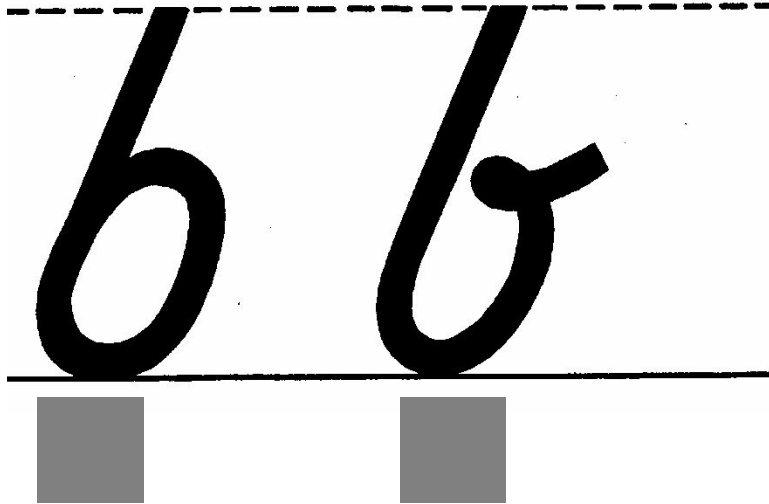

Ы

Ы



64





6



6




Э э

Э э







Handwriting practice for the letter 'f' on a four-line grid. The letter is drawn in thick black ink. Two red starburst markers indicate the starting points for the two main strokes: the top curve and the vertical stem.




Ю ю

Ю

Ю Ю



HO



10



10




Яя

Я

я




g





g



# Используемые материалы:

1. Голованов Ф.Г. *Демонстрационные карточки печатных и письменных букв*. М., Просвещение, 1971 г.
2. <http://www.lenagold.ru/fon/clipart/k/kar/karanda16.png> (картинка с изображением ручки)
3. [www.it-n.ru/communities.aspx?cat\\_no=5025&lib\\_no=23224&tmpl=lib](http://www.it-n.ru/communities.aspx?cat_no=5025&lib_no=23224&tmpl=lib) (шаблон с изображением школьной доски)



**Завершить показ**