

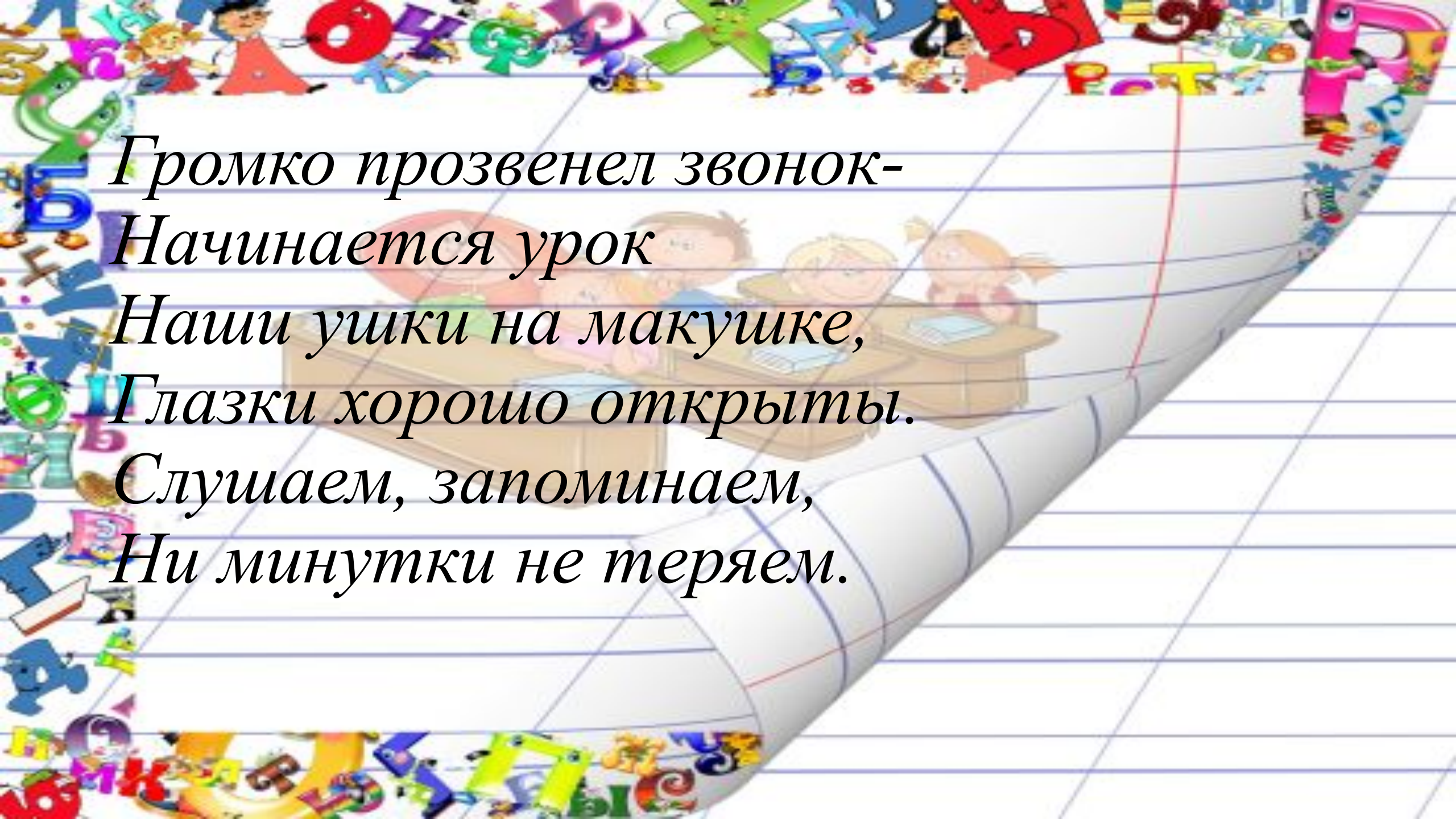
# Урок математики

2 класс




Учитель: Фаяршина Марина Сиреновна











*Громко прозвенел звонок-  
Начинается урок  
Наши ушки на макушке,  
Глазки хорошо открыты.  
Слушаем, запоминаем,  
Ни минутки не теряем.*

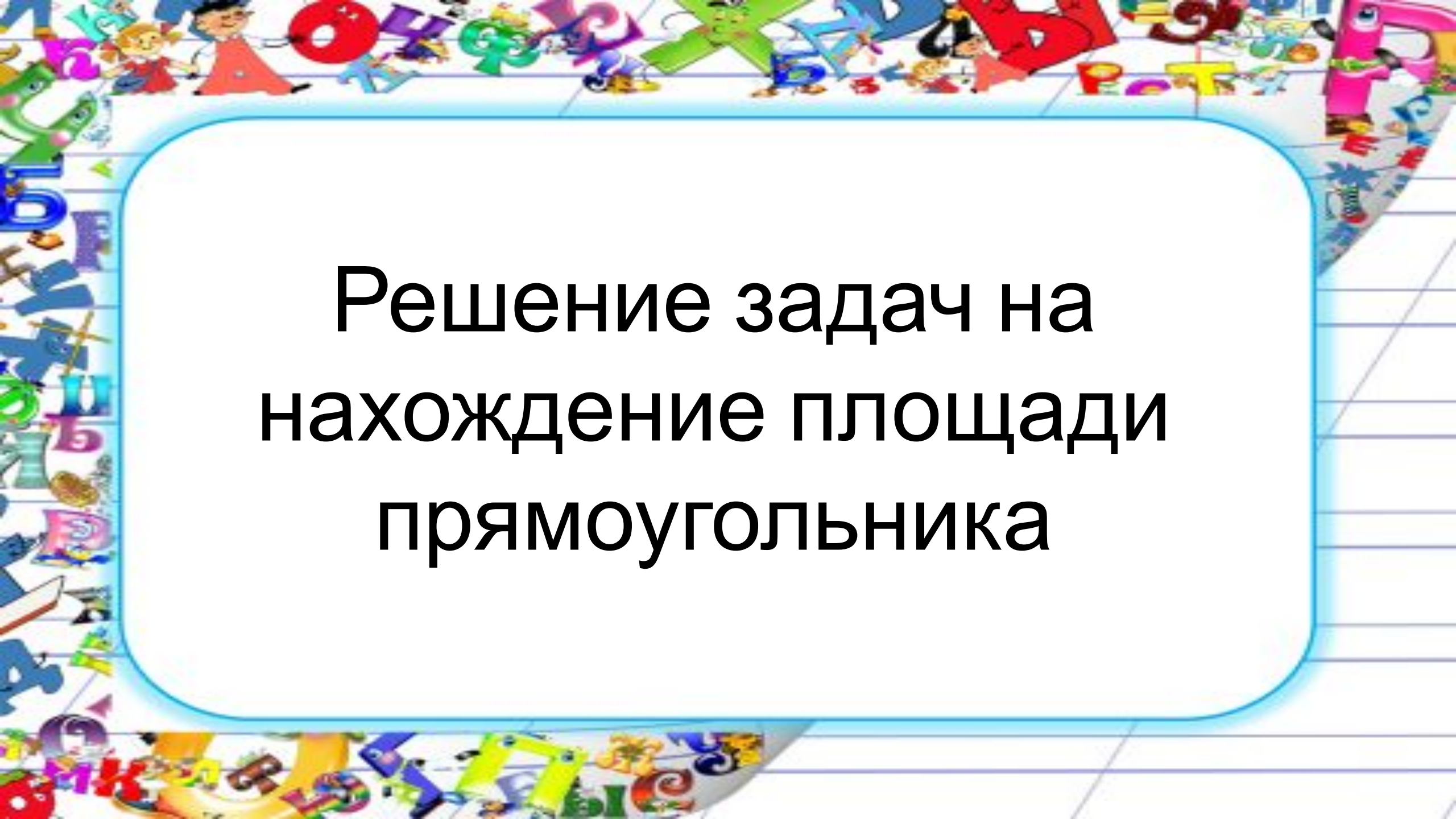




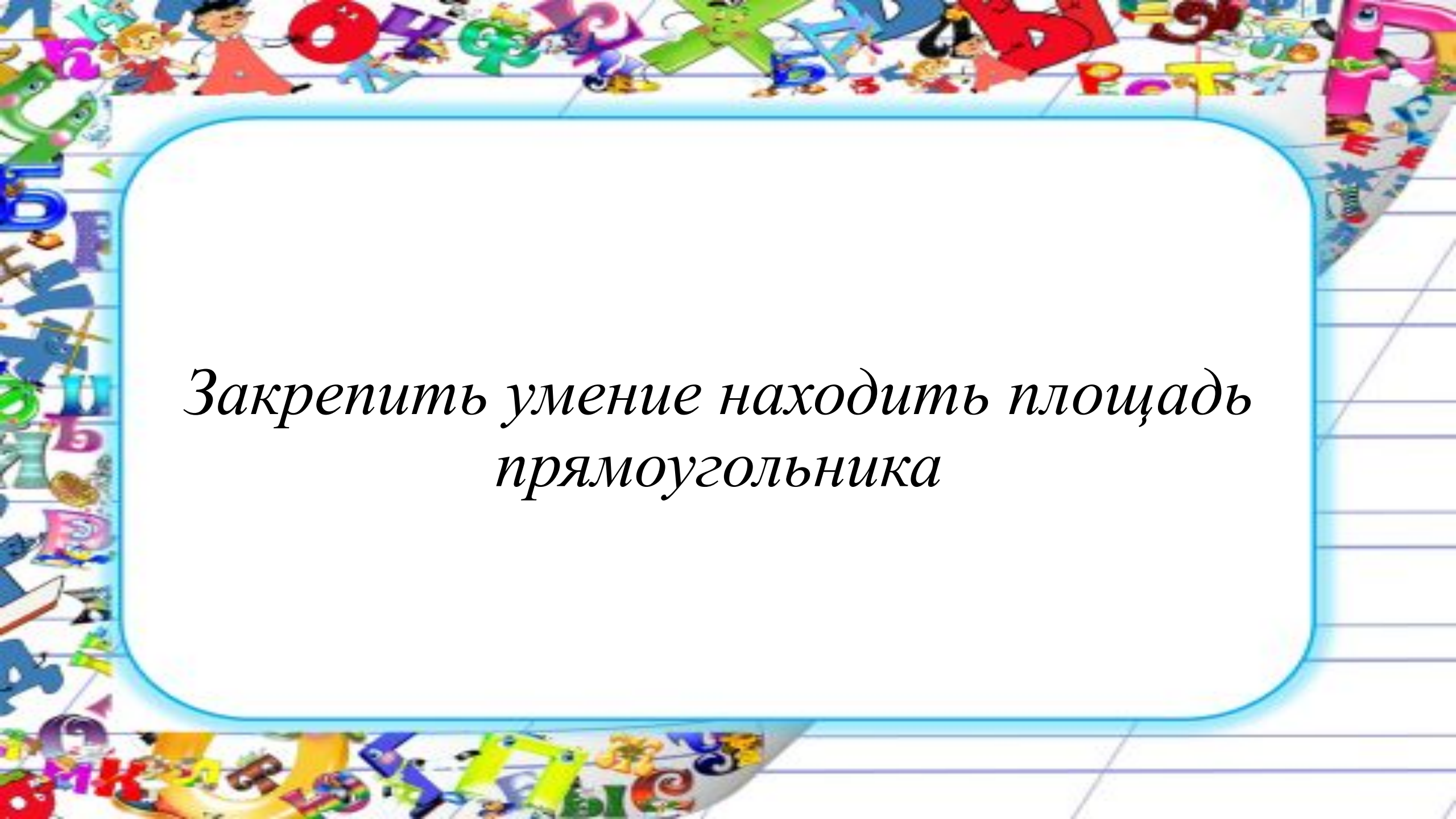






A decorative border surrounds the central text area, featuring various colorful letters (A, B, C, D, E, F, G, H, I, J, K, L, M, N, O, P, Q, R, S, T, U, V, W, X, Y, Z) and cartoon characters in a playful, child-friendly style. The background of the slide is a light blue grid pattern.

**Решение задач на  
нахождение площади  
прямоугольника**

A decorative border surrounds the central text area, featuring various colorful letters (A, B, C, D, E, F, G, H, I, J, K, L, M, N, O, P, Q, R, S, T, U, V, W, X, Y, Z) and cartoon characters in a playful, child-friendly style. The background of the page is a light blue grid pattern.

*Закрепить умение находить площадь  
прямоугольника*




$$S = a \cdot b$$



A decorative border surrounds the central text area. It features a variety of colorful, stylized letters in different fonts and sizes, interspersed with illustrations of children playing and other playful elements. The background of the border is a light blue and white grid pattern.

**S** – обозначение площади

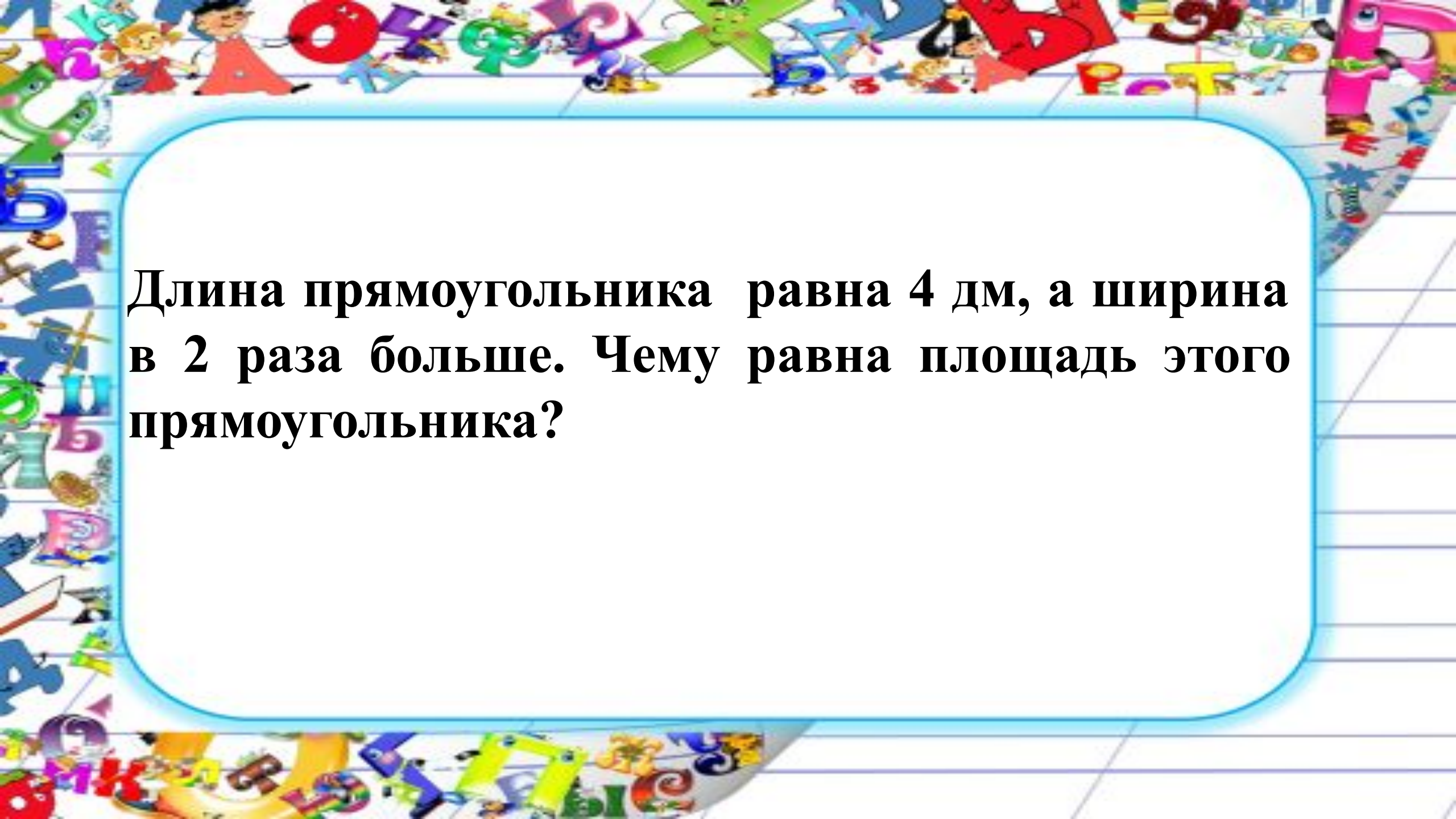
**a** – длина прямоугольника

**b** – ширина прямоугольника


A decorative border surrounds the text area, featuring various colorful letters (A, B, C, D, E, F, G, H, I, J, K, L, M, N, O, P, Q, R, S, T, U, V, W, X, Y, Z) and cartoon characters in a playful, child-friendly style. The background of the page is a light blue grid pattern.

**Длина прямоугольника равна 8 метров, а ширина 6 метров. Вычисли площадь этого прямоугольника.**



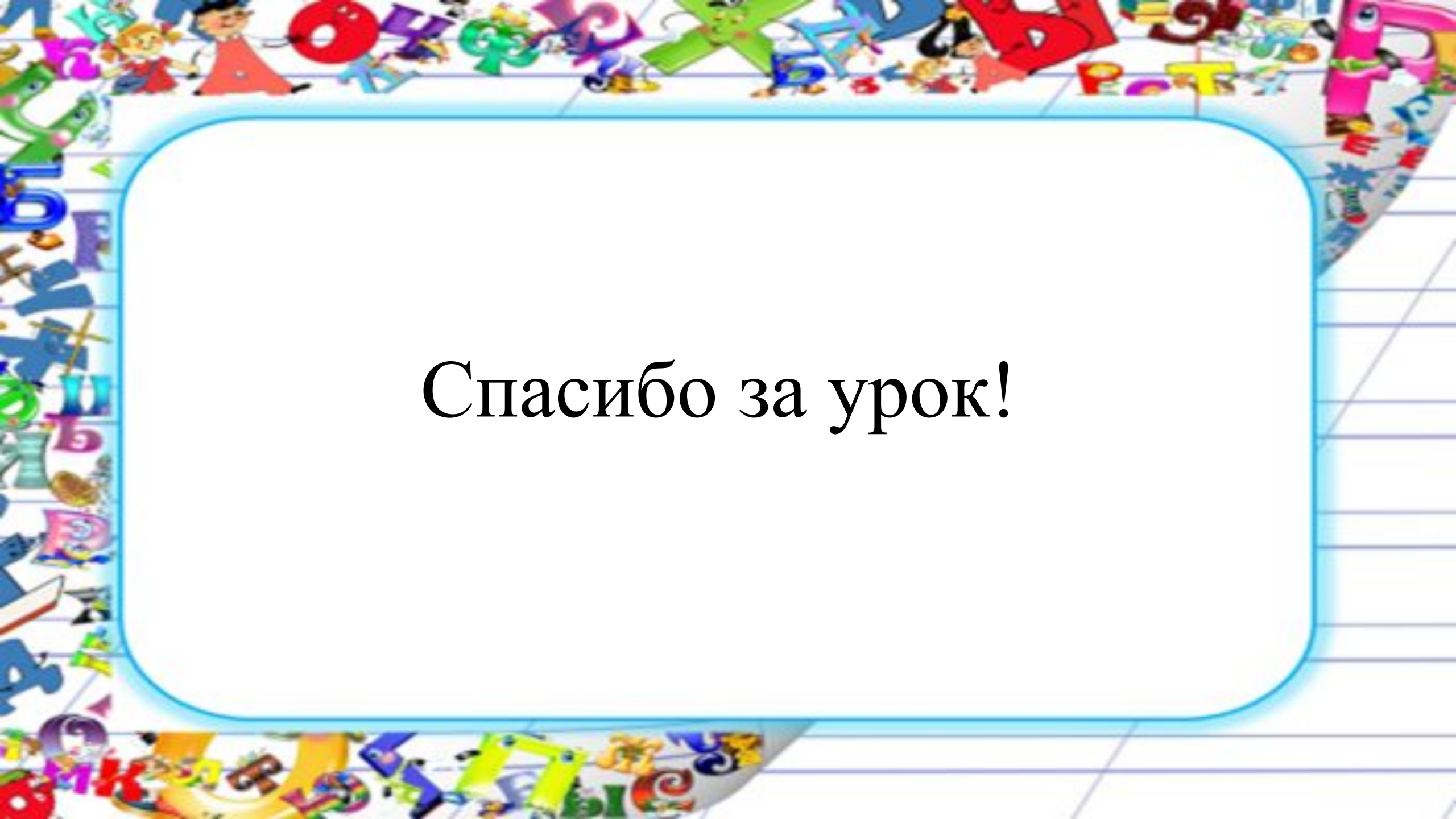


**Длина прямоугольника равна 4 дм, а ширина в 2 раза больше. Чему равна площадь этого прямоугольника?**

A decorative border surrounds the central text area, featuring various colorful Cyrillic letters and cartoon characters. The letters are in different colors and sizes, some with faces or other features. The cartoon characters are small, friendly-looking figures. The background of the border is a light blue and white grid pattern.

*Закрепить умение находить площадь  
прямоугольника*



A vibrant, multi-colored border surrounds a central white rectangular area with rounded corners. The border is composed of various Cyrillic letters in different colors and sizes, some of which are stylized to look like cartoon characters or objects. For example, the letter 'О' is a red circle with a white center, and the letter 'А' is a red shape with a white center. There are also smaller, more whimsical characters and symbols interspersed among the letters. The background of the entire page is a light blue grid pattern.

Спасибо за урок!