

# Анимированный плакат

## Письменные буквы русского алфавита



Чулихина Е.А.

учитель начальных классов  
МОУ «Малодубенская СОШ»

Орехово-Зуевского района Московской области

[e.a@mail.ru](mailto:e.a@mail.ru)



Аа <b>Аа</b>	Бб <b>Бб</b>	Вв <b>Вв</b>	Гг <b>Гг</b>	Дд <b>Дд</b>
Ее <b>Ее</b>	Ёё <b>Ёё</b>	Жж <b>Жж</b>	Зз <b>Зз</b>	Ии <b>Ии</b>
Йй <b>Йй</b>	Кк <b>Кк</b>	Лл <b>Лл</b>	Мм <b>Мм</b>	Нн <b>Нн</b>
Оо <b>Оо</b>	Пп <b>Пп</b>	Рр <b>Рр</b>	Сс <b>Сс</b>	Тт <b>Тт</b>
Уу <b>Уу</b>	Фф <b>Фф</b>	Хх <b>Хх</b>	Цц <b>Цц</b>	Чч <b>Чч</b>
Шш <b>Шш</b>	Щщ <b>Щщ</b>	Ъъ <b>Ъъ</b>	Ыы <b>Ыы</b>	Ьь <b>Ьь</b>
Ээ <b>Ээ</b>	Юю <b>Юю</b>	Яя <b>Яя</b>		

A a

A a



a





Б б

Б

б









**B B**

*B b b*





6



B





*r* 2



2



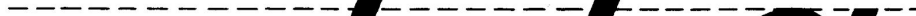
*F*



Дд




Dd





g





E e


E

e



e





E e

Ë

ë



e







Ж ж

Ж

ж





---

---

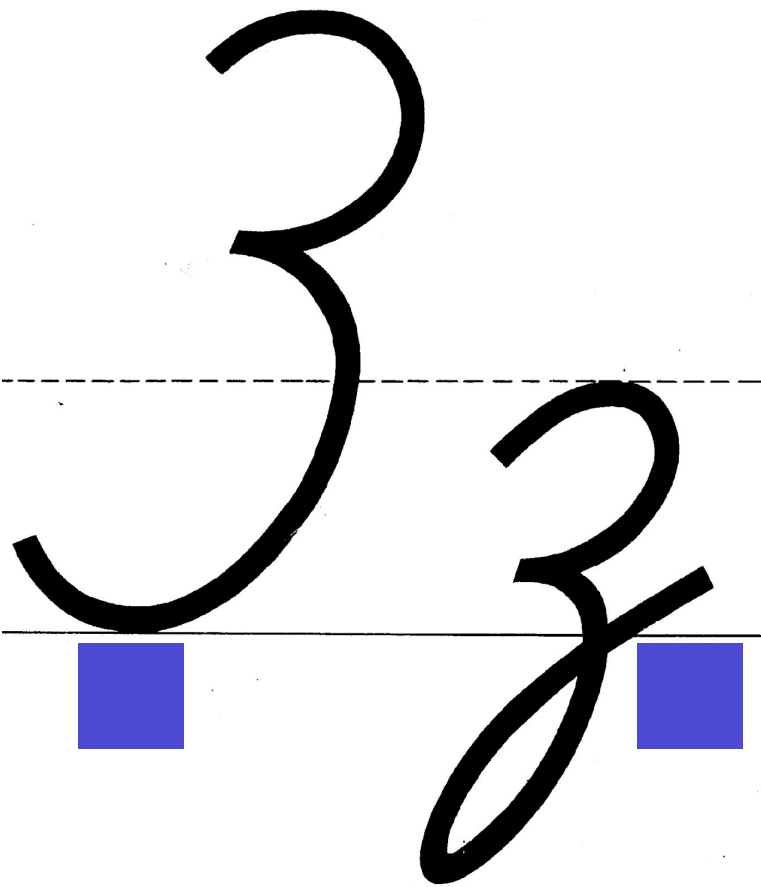
---

2K





3 3



---

3

---

---



3



И И

И И

и и



u






21



Й

й






Kk

Kk





Handwritten cursive letter 'K' on a four-line grid. Two red starburst markers indicate the starting points of the strokes: one at the top of the vertical stem and another at the junction where the stem meets the loop.




Л л

Л



л







Handwritten cursive letter 'A' on a four-line grid. A red starburst icon is at the starting point of the letter on the bottom line.



M M

M M m m



---

---

---

π



Handwritten cursive letters 'M' and 'A' on a four-line grid. A red starburst marks the starting point of the 'M' at the bottom left line.



Н Н

Н

Н



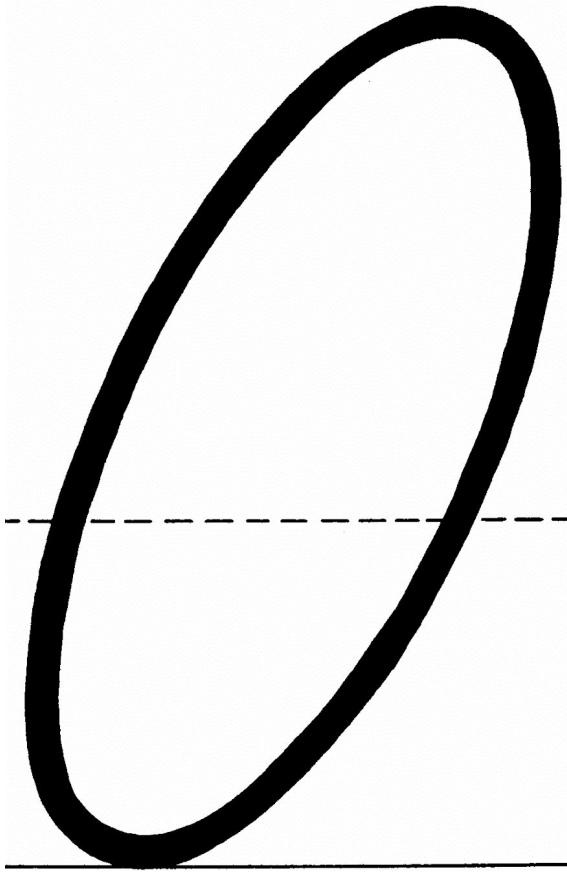



Handwritten letter 'H' on a four-line grid. A red starburst is placed at the top of the left vertical stroke, indicating the starting point for writing.



H







---

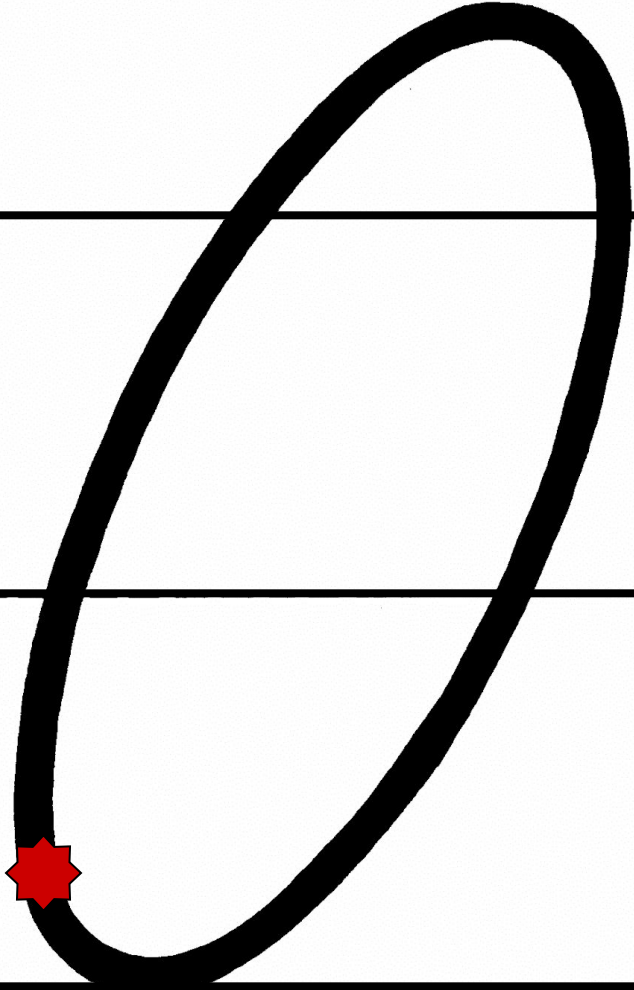
---

0

o









H h



12



Handwritten cursive letter 'N' on a four-line grid. The letter is drawn with a thick black stroke. Three red starburst markers indicate key points: one at the top left of the first vertical stroke, one at the top of the second vertical stroke, and one at the top of the third vertical stroke.



Pp

Pp







*F*



Cc

Cc



C



É



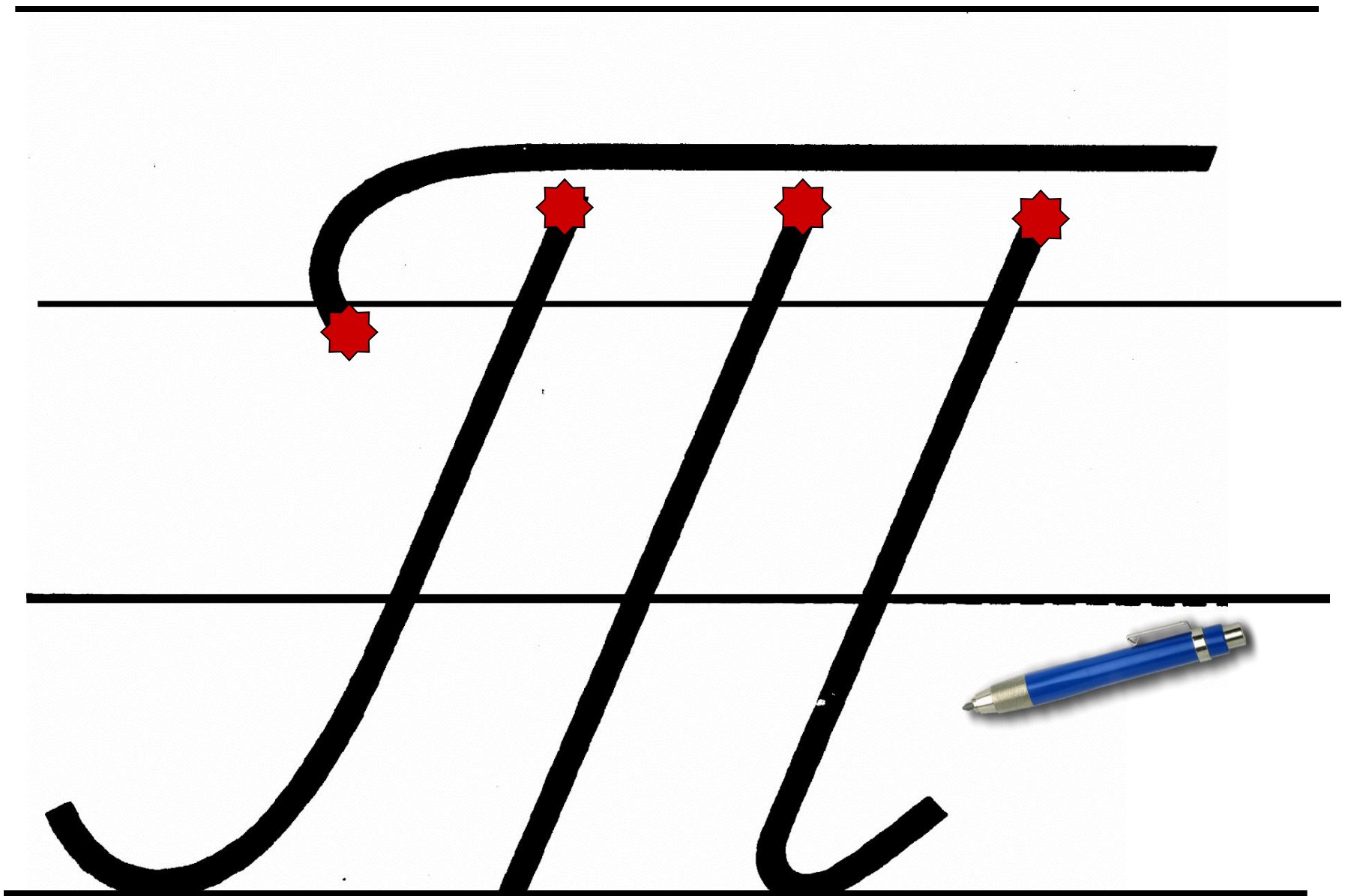
T t

T t



Handwritten cursive letter 'm' on a set of four horizontal lines. A red starburst icon is placed at the top of the first vertical stroke to indicate the starting point.





yy

y y






y



g



Ф ф





g



X x

X



x




---

---

---

x







Ц ц

Ц ц

Ц ц



Uy



Handwritten cursive letters 'D' and 'G' on a set of five horizontal lines. A red starburst icon is placed at the top of the 'D' to indicate the starting point of the stroke.



44

4

4




7



Handwritten cursive letter 'y' on a four-line grid. A red starburst marks the starting point of the stroke at the top line.






W

w








21





u y



W



b


b



---

---

---



Ы

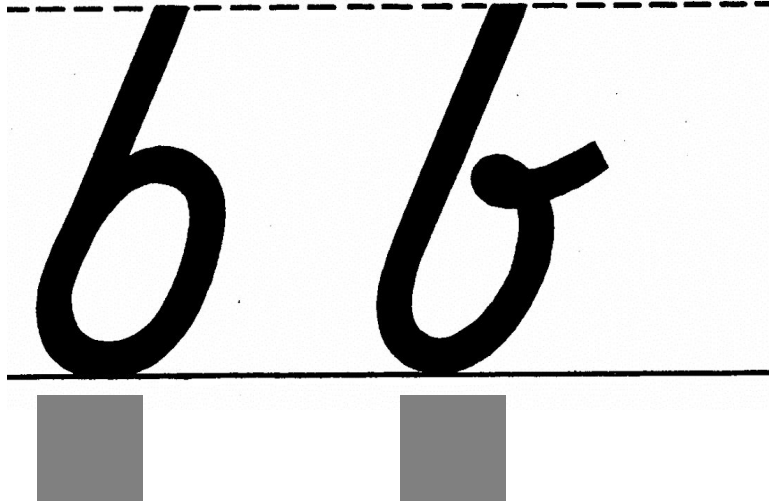

Ы



64







6




6



Э э

Э э





3



Ю ю

Ю

Ю Ю



HO





10



10



Я Я

Я

я



g



g



# Используемые материалы:

1. Голованов Ф.Г. *Демонстрационные карточки печатных и письменных букв*. М., Просвещение, 1971 г.
2. <http://www.lenagold.ru/fon/clipart/k/kar/karanda16.png> (картинка с изображением ручки)
3. [www.it-n.ru/communities.aspx?cat\\_no=5025&lib\\_no=23224&tmpl=lib](http://www.it-n.ru/communities.aspx?cat_no=5025&lib_no=23224&tmpl=lib) (шаблон с изображением школьной доски)



**Завершить показ**