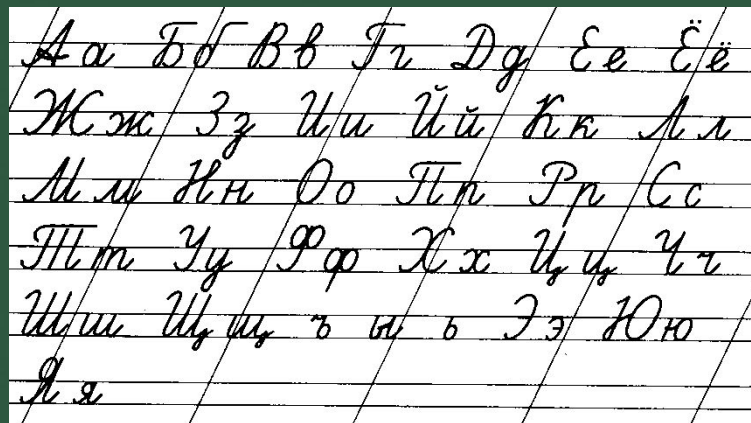


# Анимированный плакат

## Письменные буквы русского алфавита



Павлова

[Сайт презентаций](#) по русскому языку




Аа <b>Аа</b>	Бб <b>Бб</b>	Вв <b>Вв</b>	Гг <b>Гг</b>	Дд <b>Дд</b>
Ее <b>Ее</b>	Ёё <b>Ёё</b>	Жж <b>Жж</b>	Зз <b>Зз</b>	Ии <b>Ии</b>
Йй <b>Йй</b>	Кк <b>Кк</b>	Лл <b>Лл</b>	Мм <b>Мм</b>	Нн <b>Нн</b>
Оо <b>Оо</b>	Пп <b>Пп</b>	Рр <b>Рр</b>	Сс <b>Сс</b>	Тт <b>Тт</b>
Уу <b>Уу</b>	Фф <b>Фф</b>	Хх <b>Хх</b>	Цц <b>Цц</b>	Чч <b>Чч</b>
Шш <b>Шш</b>	Щщ <b>Щщ</b>	Ъъ <b>Ъъ</b>	Ыы <b>Ыы</b>	Ьь <b>Ьь</b>
Ээ <b>Ээ</b>	Юю <b>Юю</b>	Яя <b>Яя</b>		

A a


A a



a





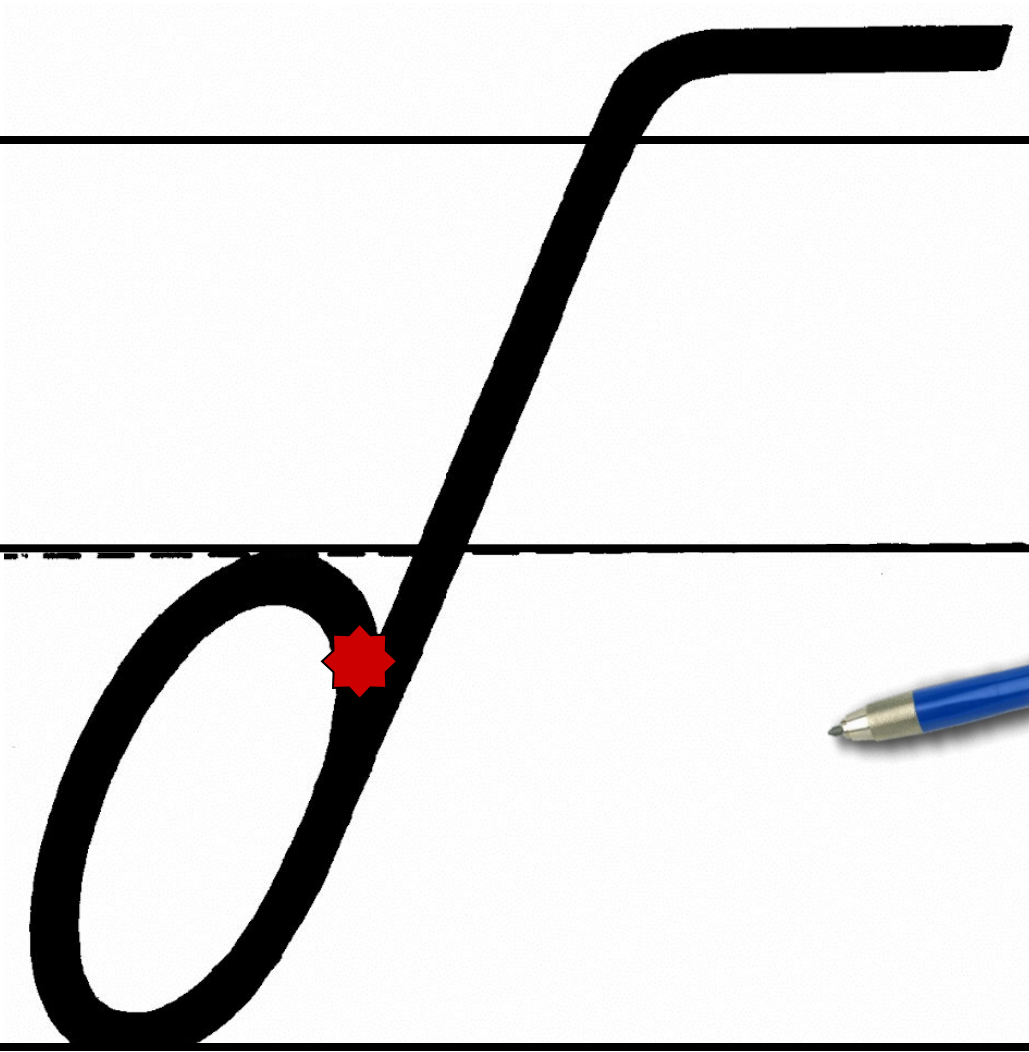



Б б

Б

б







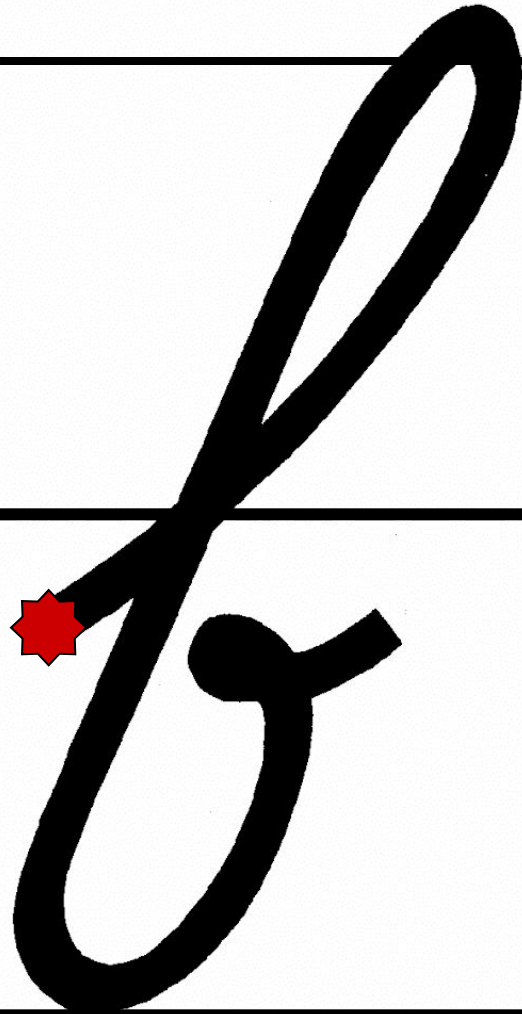


**B B**

B b b





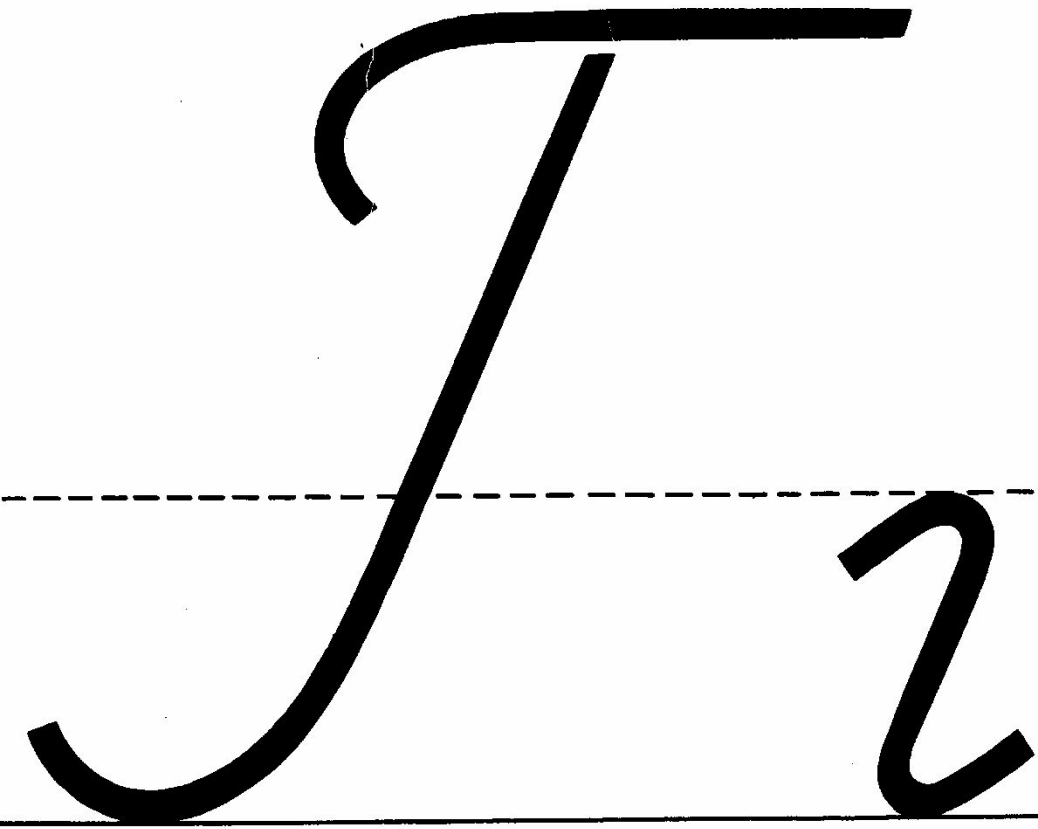





B








2







Дд

Dd



g





E e

E

e



e





É



E e

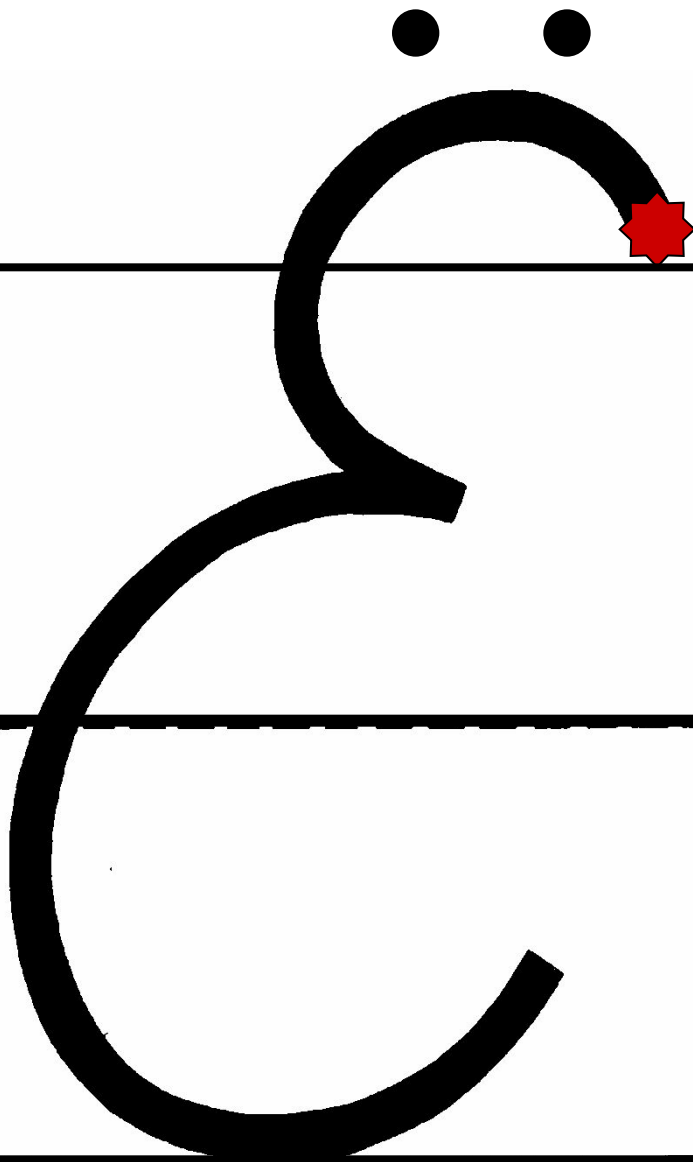
Ë

ë



e





Ж ж

Ж


ж



---

---

2K

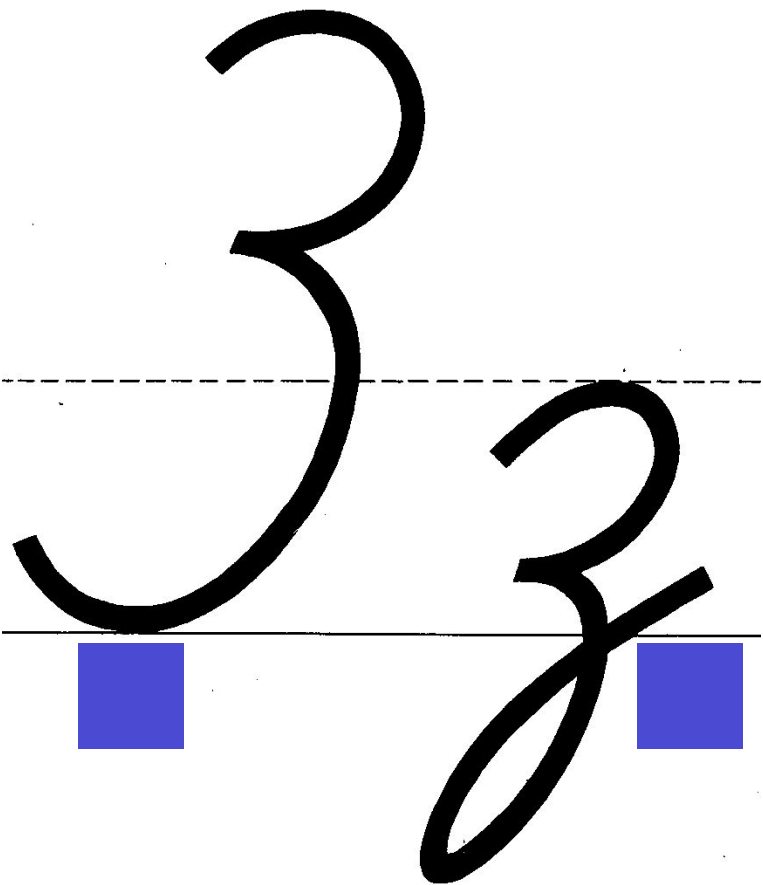




Handwritten cursive letter 'K' on a four-line grid. The letter is formed by a thick black stroke that starts at the red starburst on the second line from the top, curves up to touch the top line, then loops down to touch the bottom line, crosses itself, and loops back up to touch the top line again.



3 3





---

3

---

---



3



И И

И И

и и




u



21





Handwriting practice lines with a cursive letter 'u' and a pen illustration.



A large, thick, black cursive letter 'u' written on the middle horizontal line, extending downwards to the bottom horizontal line.



Kk

Kk





Handwritten cursive letter 'k' with two red starburst markers indicating stroke direction.



Handwritten cursive letter 'k' on a four-line grid. Two red starburst markers indicate the starting points of the strokes: one at the top of the vertical stem and another at the junction where the stem meets the loop.



Лл

Л

л



Handwritten letter 'L' on a four-line grid. A red starburst icon is at the starting point of the letter on the bottom line.



Handwritten cursive letter 'A' on a four-line grid. A red starburst marks the starting point at the bottom left of the letter.



M m

M m

m m



---


---

---

π



Handwritten cursive letters 'M' and 'A' on a four-line grid. A red starburst marks the starting point of the 'M' at the bottom left line.





Н Н

Н

Н



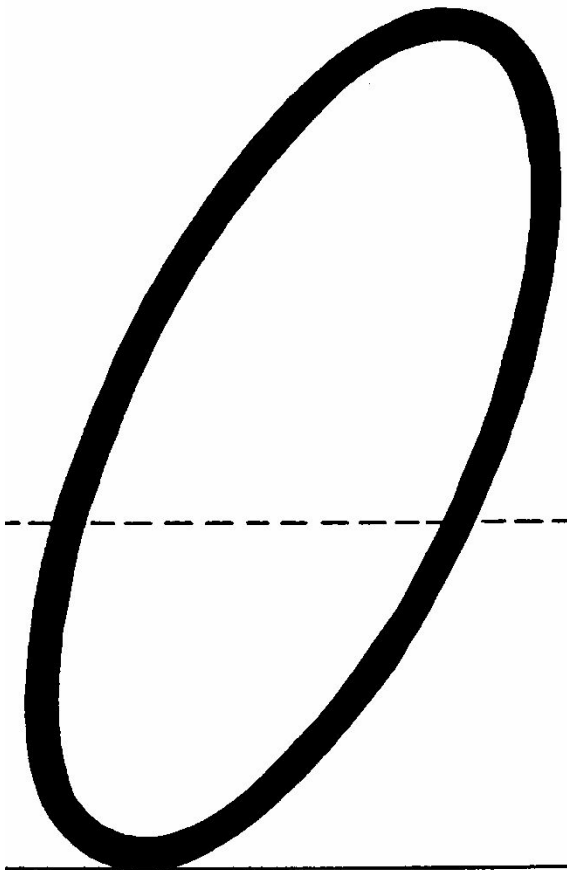



Handwritten letter 'H' on a four-line grid. A red starburst is placed at the top of the left vertical stroke, indicating the starting point for writing.



H







---

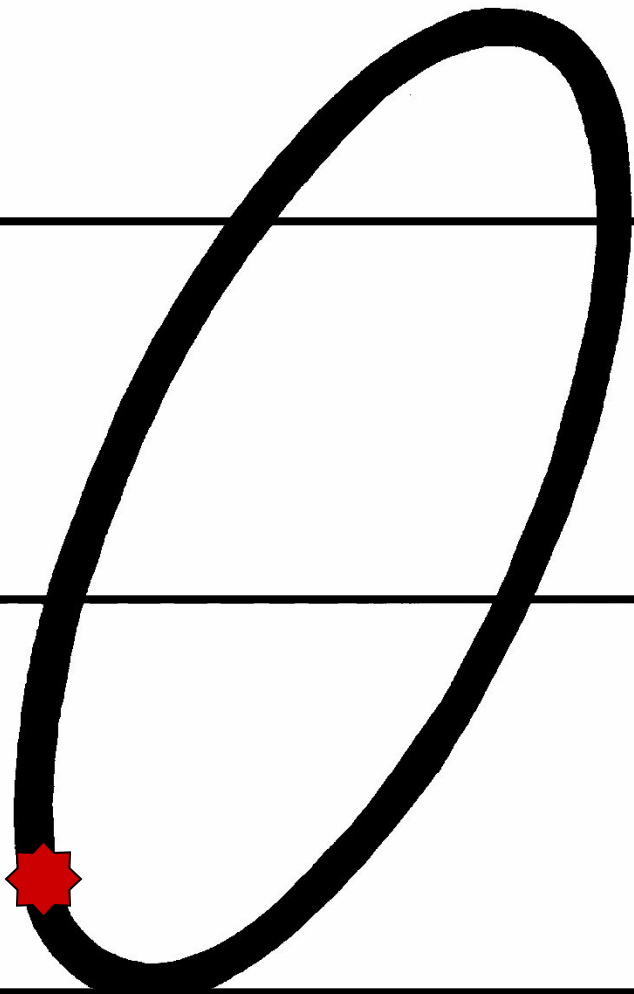
---

0

o









ח ח






12

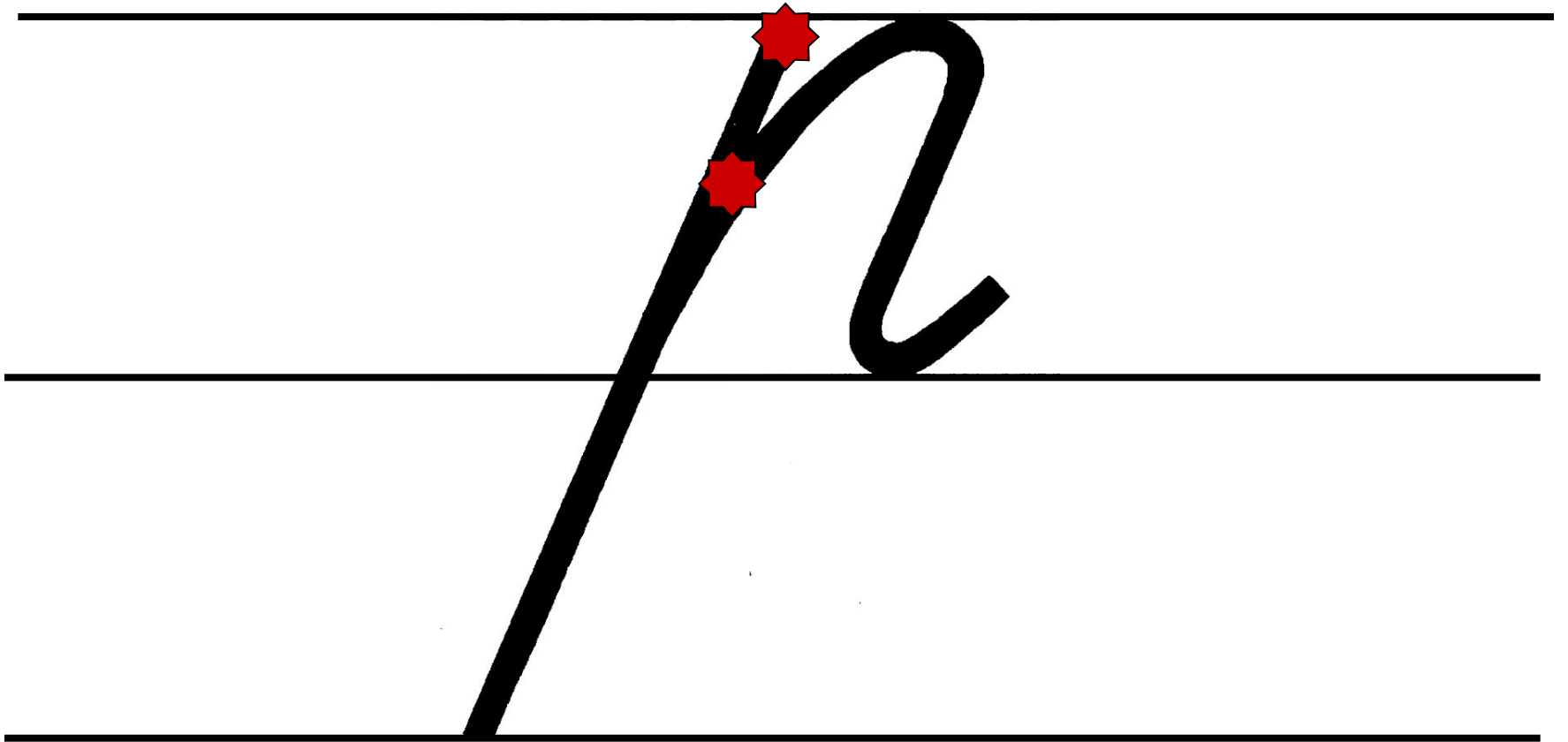


Handwritten cursive letter 'N' on a four-line grid. The letter is drawn in thick black ink. Three red star-shaped markers indicate the starting points for the three main strokes: the top curve, the first diagonal stroke, and the second diagonal stroke.



Pp





*F*



Cc

C

c



C



£





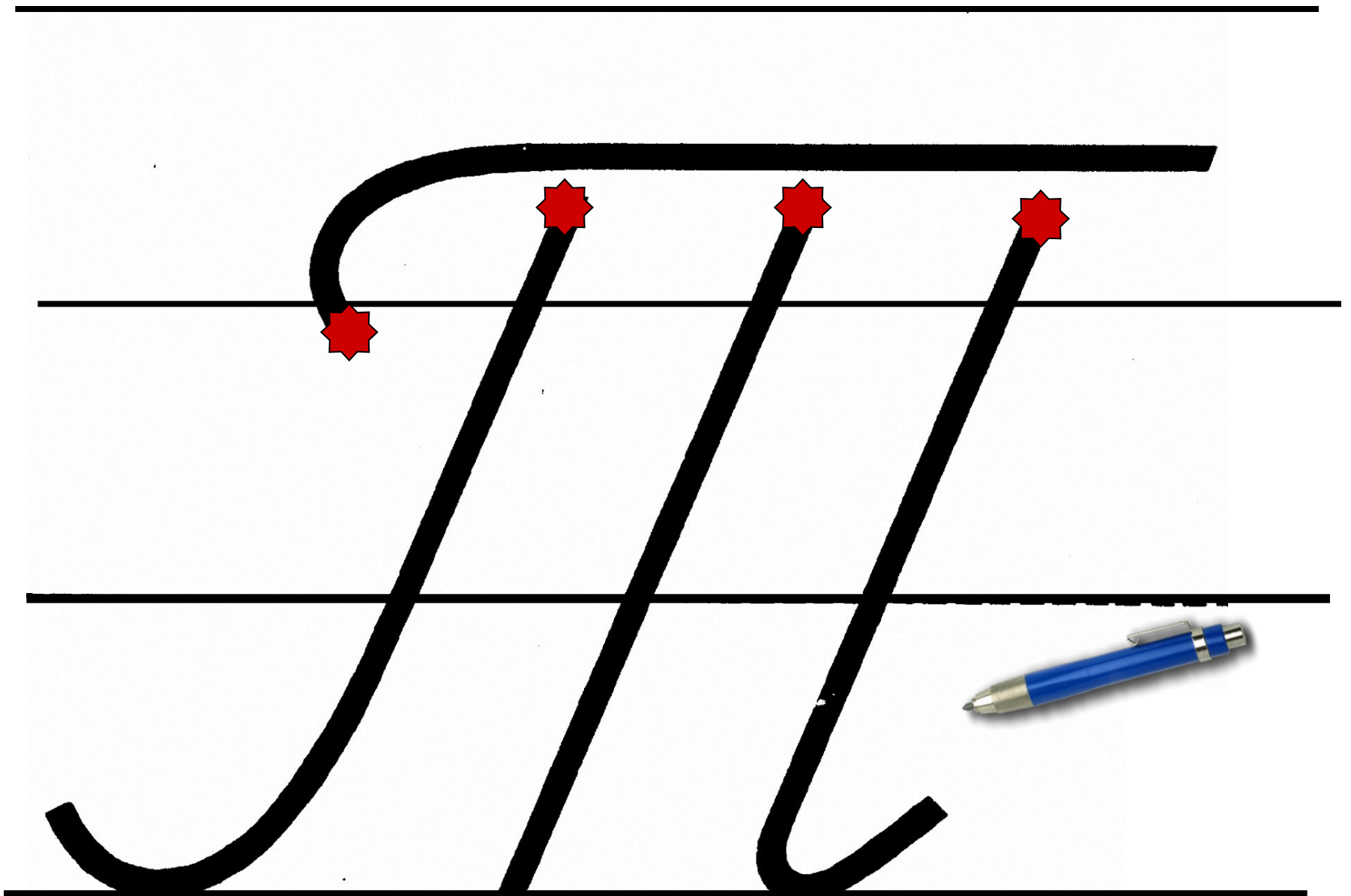
T t

T t



Handwritten cursive letter 'm' on a four-line grid. A red starburst icon is placed at the top of the first vertical stroke to indicate the starting point.





yy


y y




y





g





Ф ф









X x

X



x






---

---

---

x






Ц ц

Ц ц

Ц ц



Uy



2



44

4

4






2



2






שש




שש





Handwritten cursive letters 'd' and 'll' on a four-line grid. A red starburst marks the starting point of the 'd' at the top line.





Щ щ

Щ щ





u y



W








---

---

---



A large, bold, black cursive letter 'G' is centered on the page. A red starburst icon is placed at the top left of the letter's stem, indicating the starting point for writing.



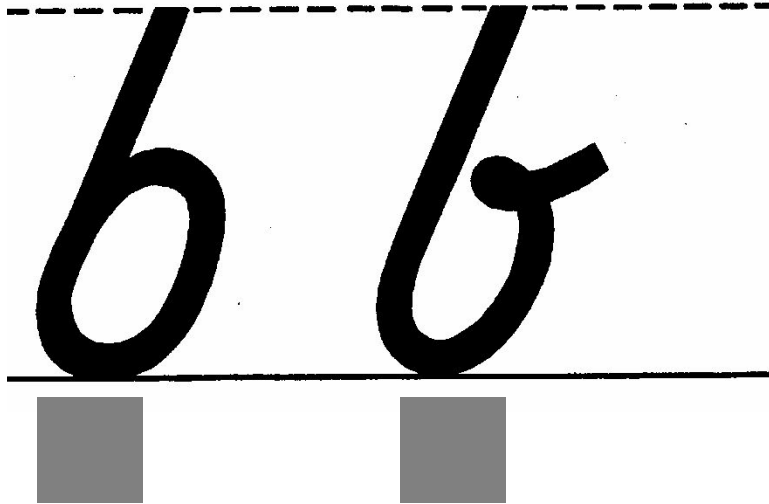

Ы

Ы



64





6



6




Э э

Э э







Handwriting practice on a four-line grid. A large black cursive letter 'f' is shown. Two red starburst markers indicate the starting points for the two main strokes: the top curve and the horizontal crossbar.




Ю ю

Ю

Ю Ю



HO



10



10




Я я

Я

я




g





g



# Используемые материалы:

1. Голованов Ф.Г. *Демонстрационные карточки печатных и письменных букв*. М., Просвещение, 1971 г.
2. <http://www.lenagold.ru/fon/clipart/k/kar/karanda16.png> (картинка с изображением ручки)
3. [www.it-n.ru/communities.aspx?cat\\_no=5025&lib\\_no=23224&tmpl=lib](http://www.it-n.ru/communities.aspx?cat_no=5025&lib_no=23224&tmpl=lib) (шаблон с изображением школьной доски)



**Завершить показ**