


# Поэтапное р

## льчика н:

2 класс  
УМК люб

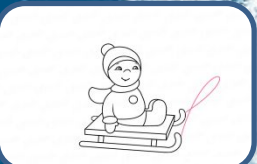
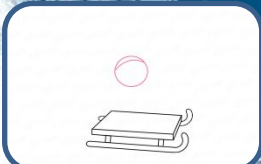

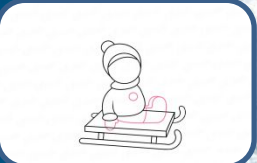
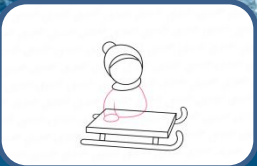




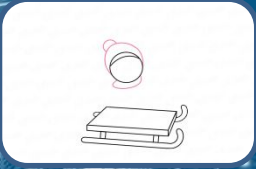

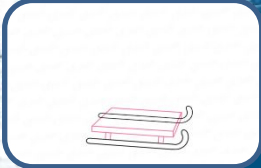
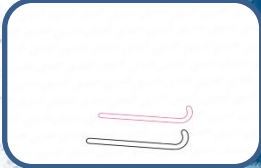
ипилова В.В., учитель н:  
ГБОУ СОШ с.Новокуровка  
Хворостянский район  
Самарская область

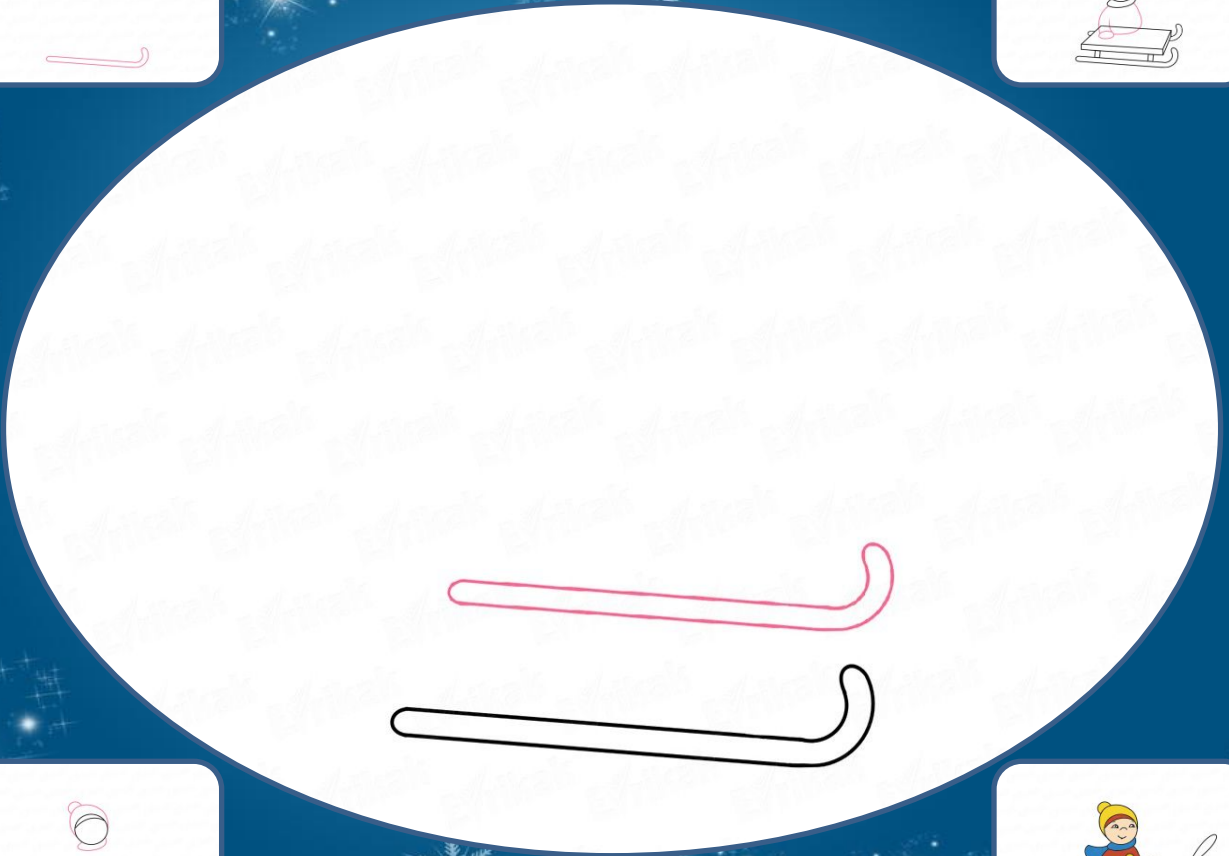
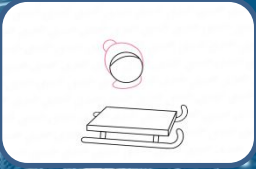

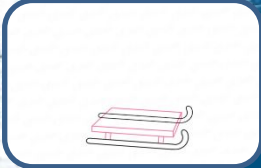
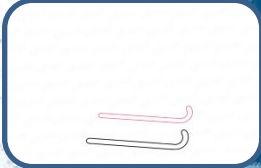



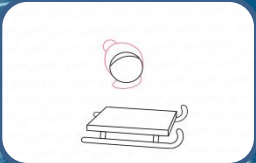
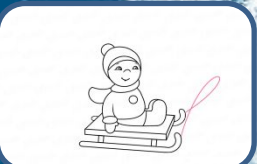
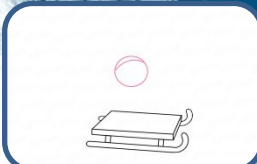

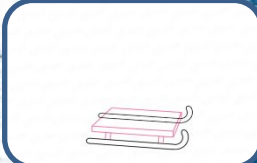
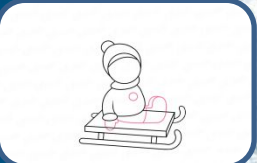
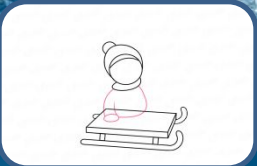

**Зима — пора снежных  
игр и забав. Можно  
лепить снеговиков,  
играть в снежки,  
кататься на санках,  
лыжах или коньках.  
Давайте нарисуем  
мальчика на санках.**


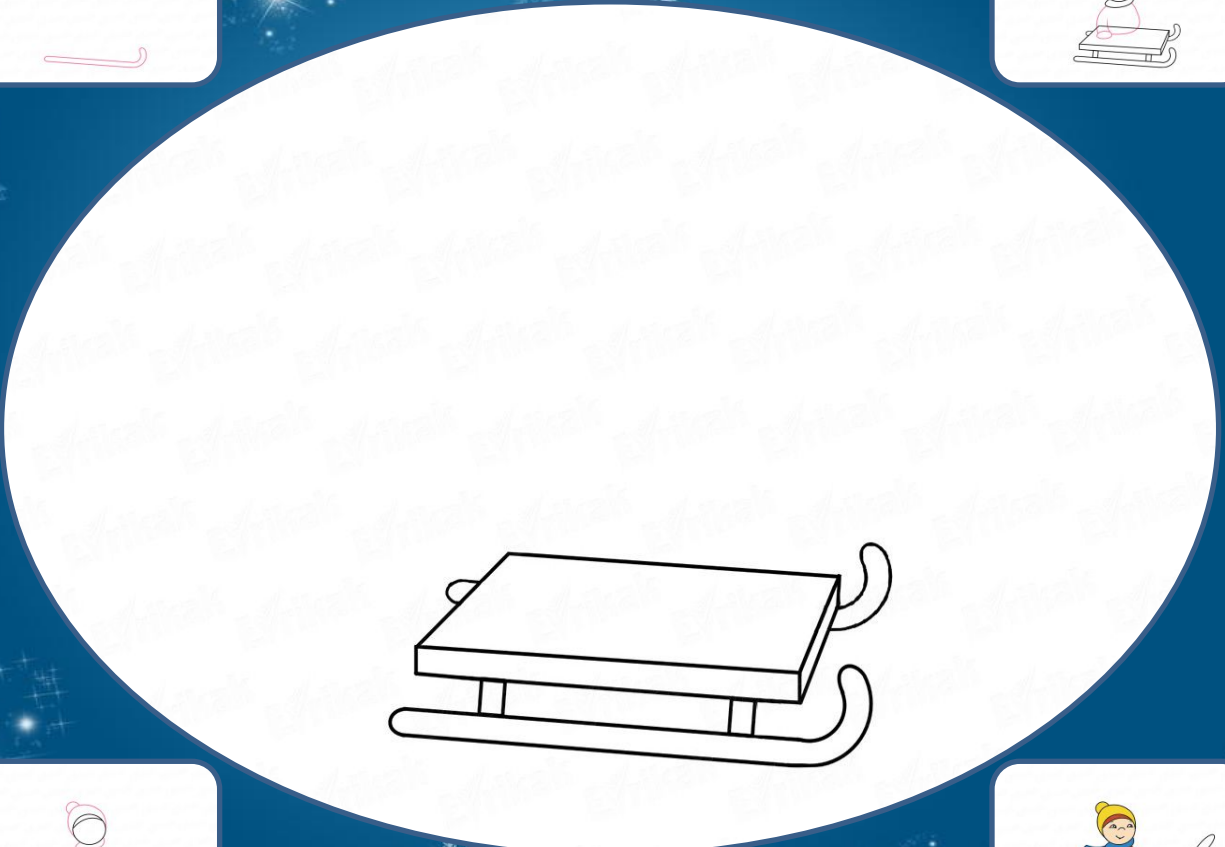
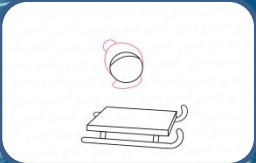
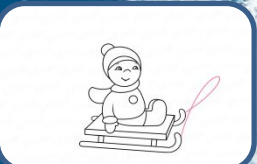
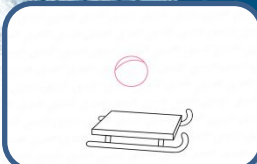

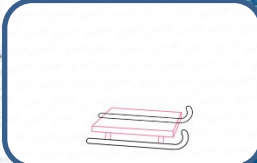
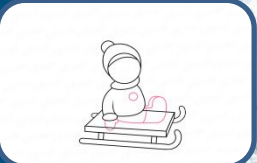
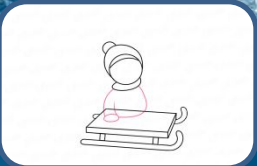



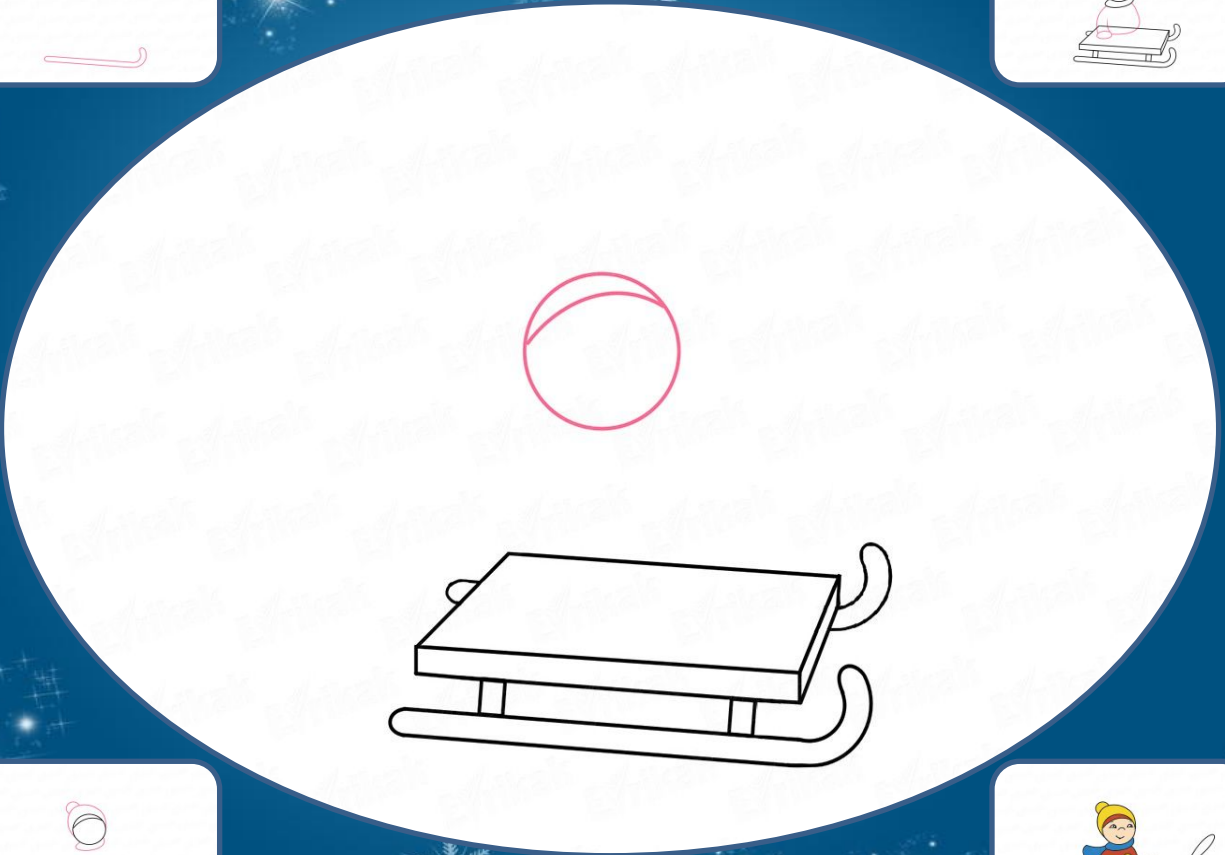
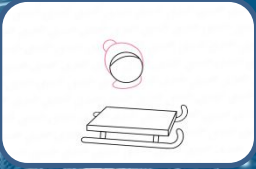
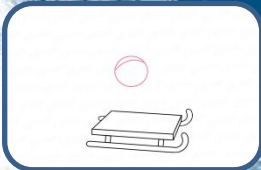

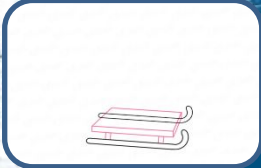
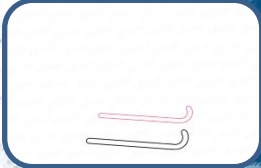




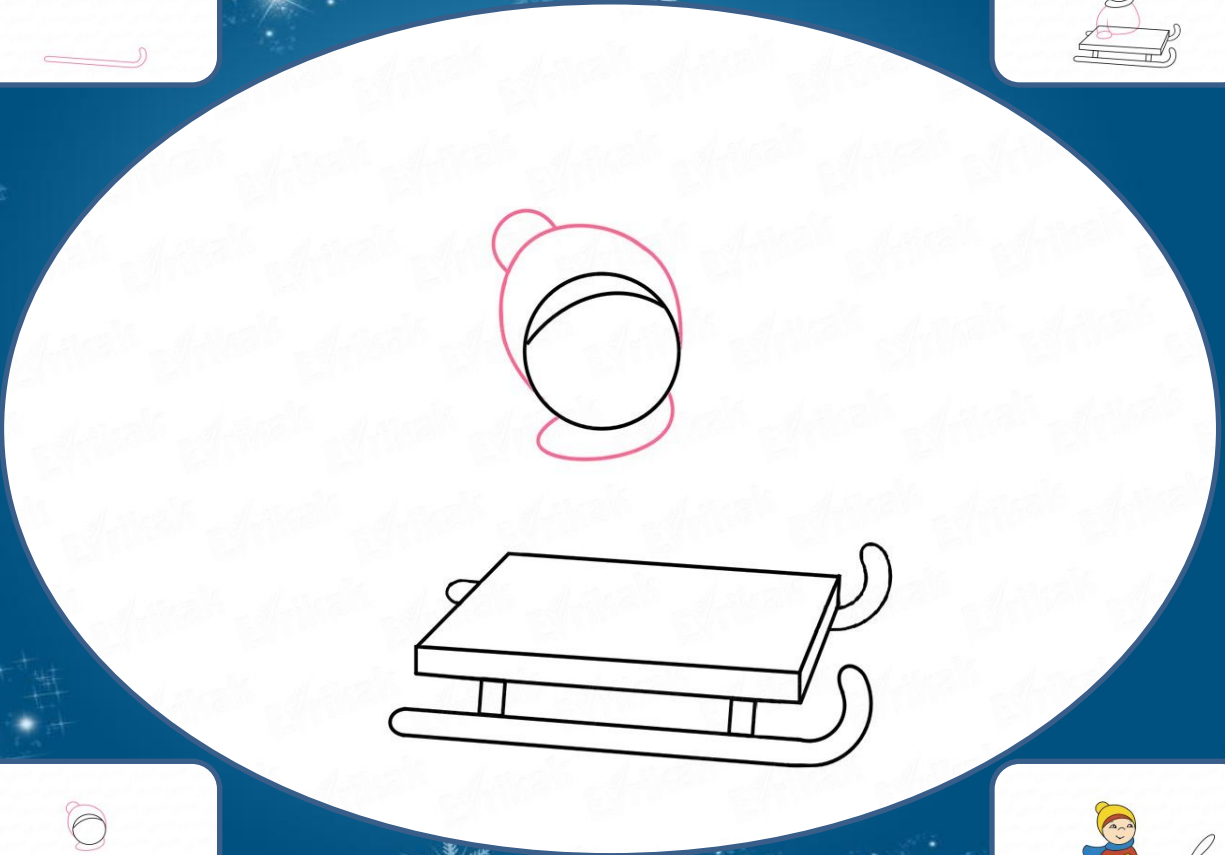
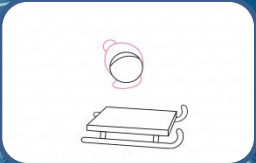
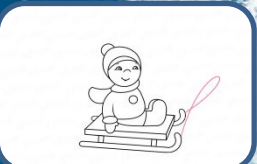
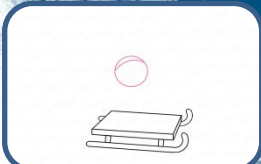

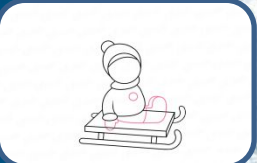
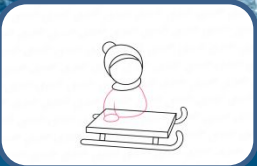



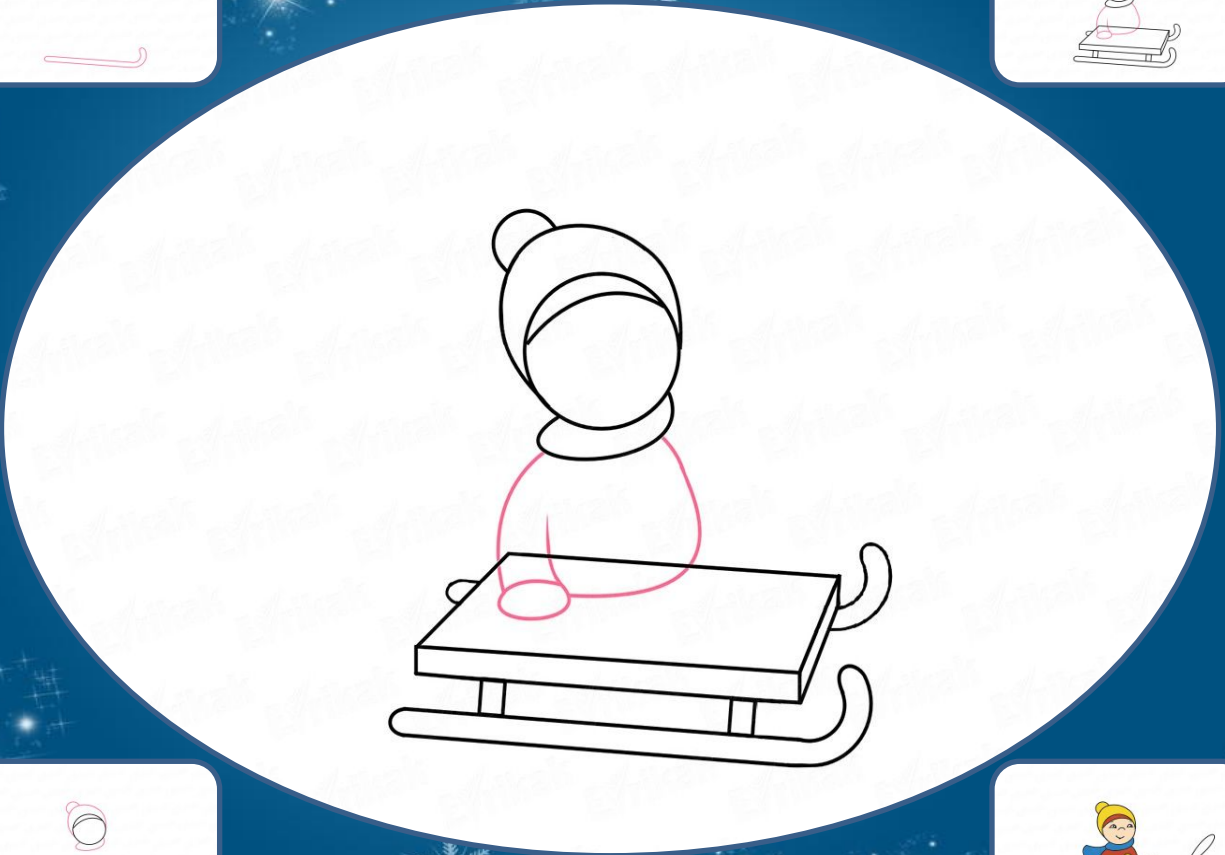
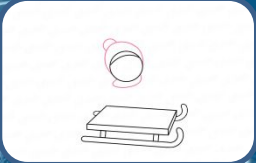
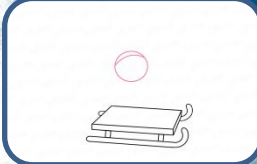
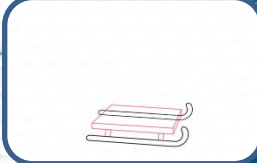
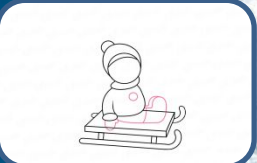
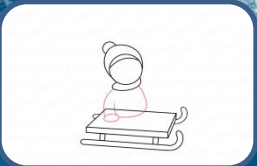



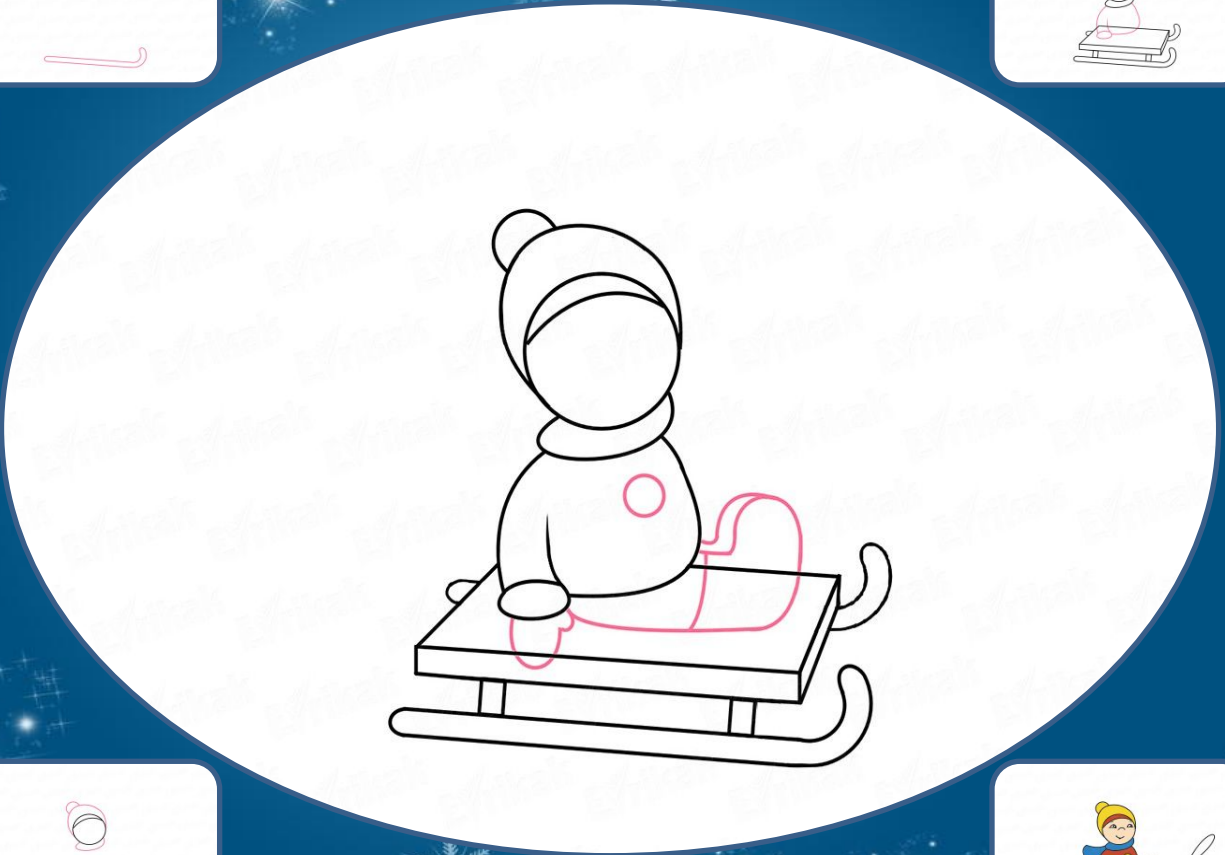
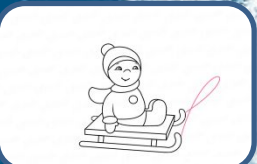
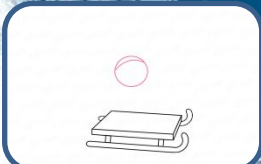

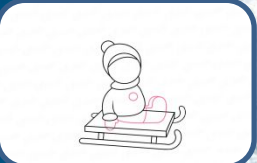
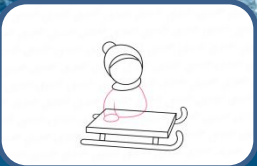



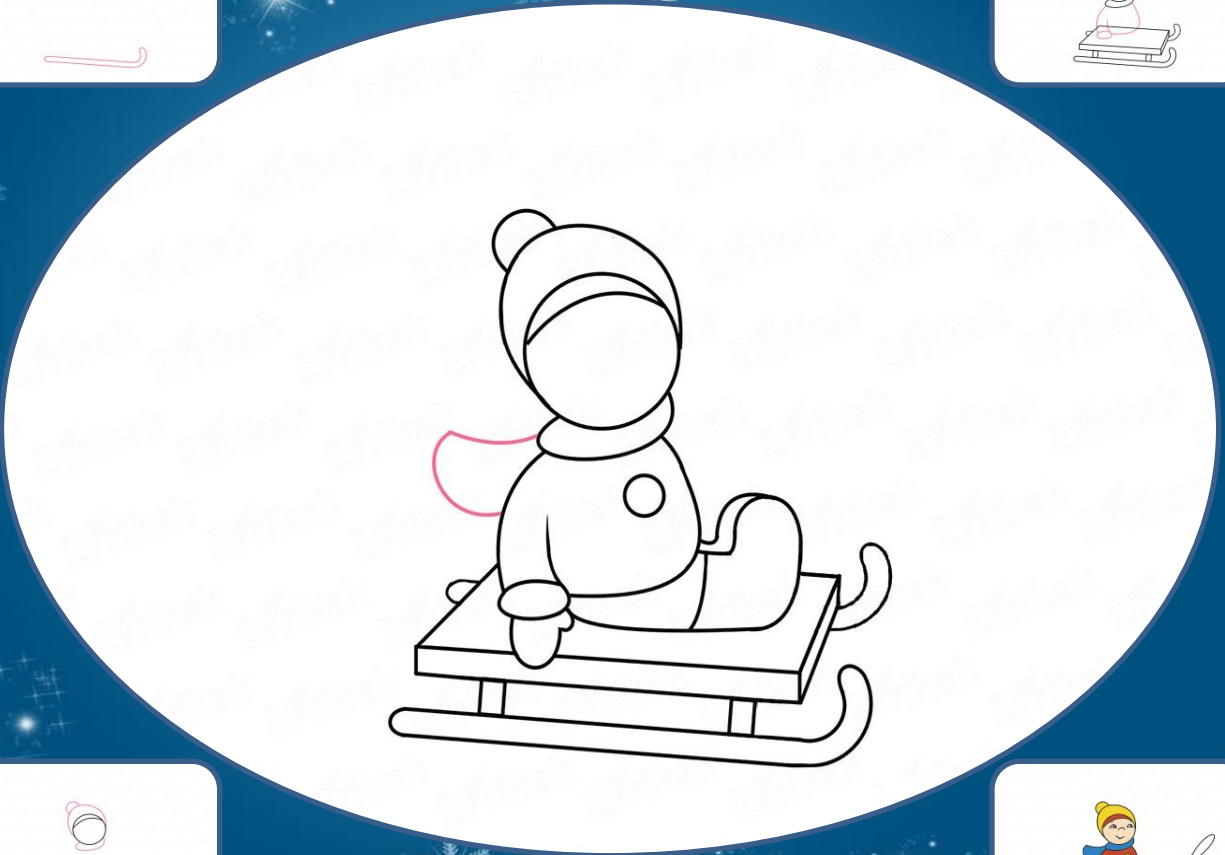
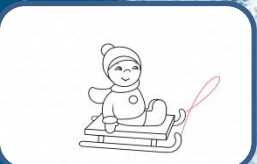
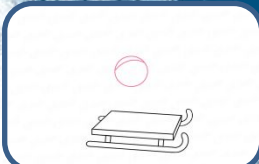

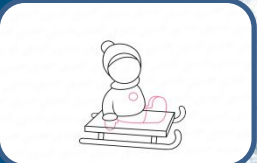
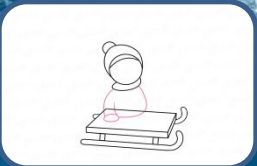



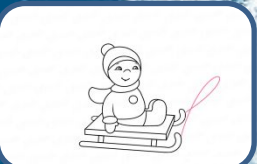
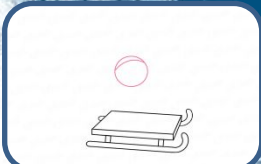

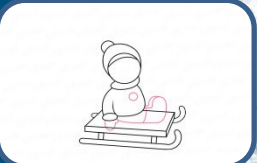
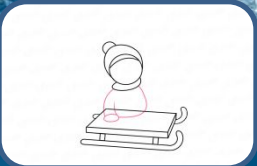


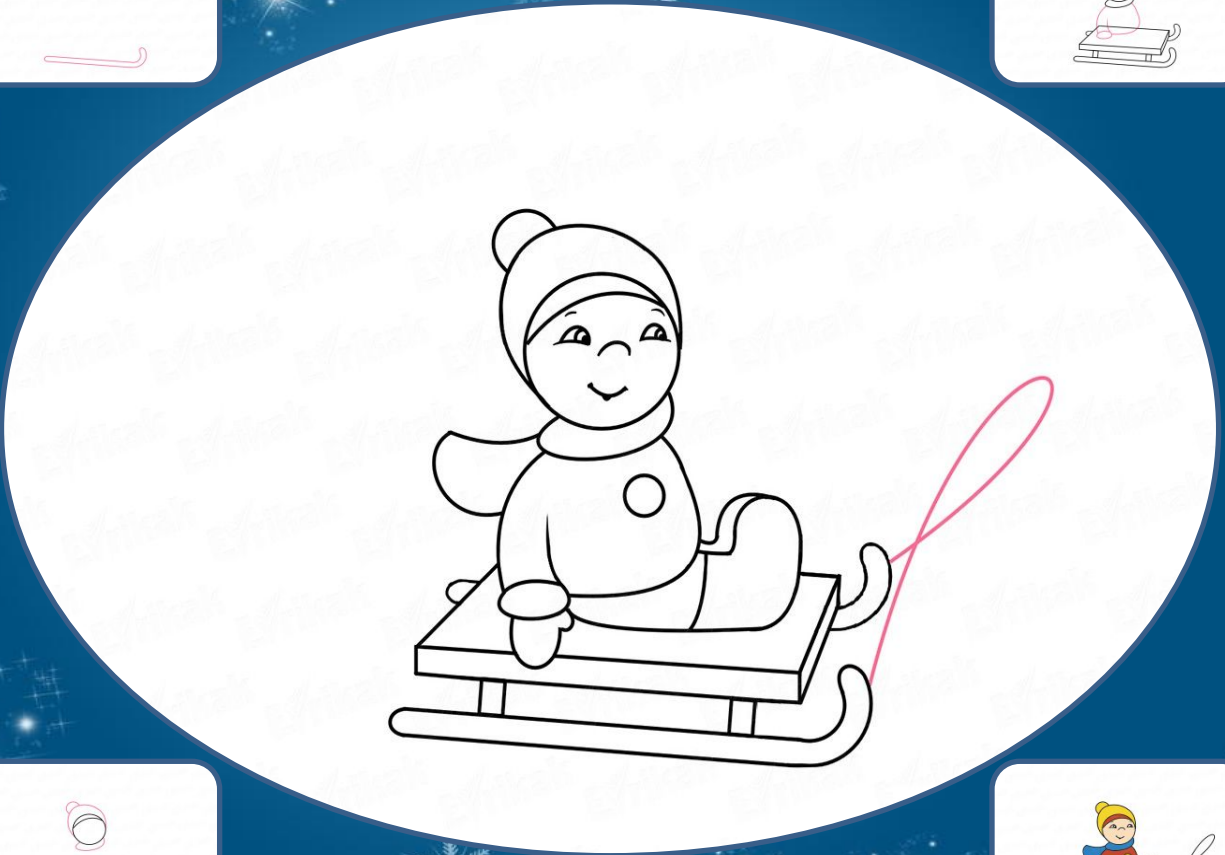
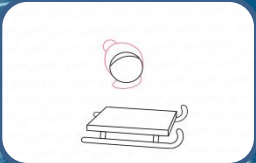
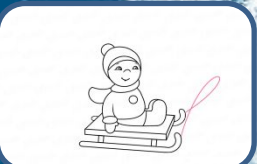
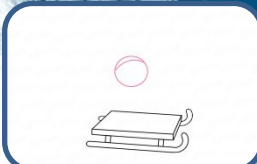

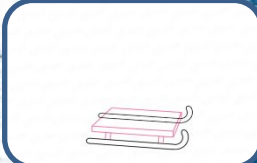
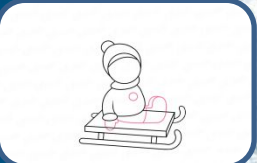
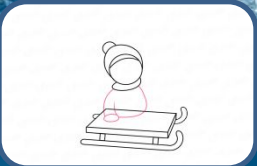













## Источники

<https://img5.goodfon.ru/wallpaper/nbig/d/71/zima-sneg-snezhinki-fon-christmas-winter-background-snow-s-5.jpg>

[https://img-fotki.yandex.ru/get/17871/200418627.35/0\\_110ecb\\_df497d3d\\_orig.png](https://img-fotki.yandex.ru/get/17871/200418627.35/0_110ecb_df497d3d_orig.png)

<https://cdn.st100sp.com/pictures/143617684>

<http://nashidetci.ru/wp-content/uploads/2014/11/Kataemnya-na-sankah-kopiya.png>

[http://evrikak.ru/wp-content/uploads/2018/11/kak\\_narisovat\\_rebenka\\_v\\_sankah\\_rozhdestvom\\_ru-1.jpg](http://evrikak.ru/wp-content/uploads/2018/11/kak_narisovat_rebenka_v_sankah_rozhdestvom_ru-1.jpg)

[http://evrikak.ru/wp-content/uploads/2018/11/kak\\_narisovat\\_rebenka\\_v\\_sankah\\_rozhdestvom\\_ru-2.jpg](http://evrikak.ru/wp-content/uploads/2018/11/kak_narisovat_rebenka_v_sankah_rozhdestvom_ru-2.jpg)

[http://evrikak.ru/wp-content/uploads/2018/11/kak\\_narisovat\\_rebenka\\_v\\_sankah\\_rozhdestvom\\_ru-3.jpg](http://evrikak.ru/wp-content/uploads/2018/11/kak_narisovat_rebenka_v_sankah_rozhdestvom_ru-3.jpg)

[http://evrikak.ru/wp-content/uploads/2018/11/kak\\_narisovat\\_rebenka\\_v\\_sankah\\_rozhdestvom\\_ru-4.jpg](http://evrikak.ru/wp-content/uploads/2018/11/kak_narisovat_rebenka_v_sankah_rozhdestvom_ru-4.jpg)

[http://evrikak.ru/wp-content/uploads/2018/11/kak\\_narisovat\\_rebenka\\_v\\_sankah\\_rozhdestvom\\_ru-5.jpg](http://evrikak.ru/wp-content/uploads/2018/11/kak_narisovat_rebenka_v_sankah_rozhdestvom_ru-5.jpg)

[http://evrikak.ru/wp-content/uploads/2018/11/kak\\_narisovat\\_rebenka\\_v\\_sankah\\_rozhdestvom\\_ru-6.jpg](http://evrikak.ru/wp-content/uploads/2018/11/kak_narisovat_rebenka_v_sankah_rozhdestvom_ru-6.jpg)

[http://evrikak.ru/wp-content/uploads/2018/11/kak\\_narisovat\\_rebenka\\_v\\_sankah\\_rozhdestvom\\_ru-7.jpg](http://evrikak.ru/wp-content/uploads/2018/11/kak_narisovat_rebenka_v_sankah_rozhdestvom_ru-7.jpg)

[http://evrikak.ru/wp-content/uploads/2018/11/kak\\_narisovat\\_rebenka\\_v\\_sankah\\_rozhdestvom\\_ru-8.jpg](http://evrikak.ru/wp-content/uploads/2018/11/kak_narisovat_rebenka_v_sankah_rozhdestvom_ru-8.jpg)

[http://evrikak.ru/wp-content/uploads/2018/11/kak\\_narisovat\\_rebenka\\_v\\_sankah\\_rozhdestvom\\_ru-9.jpg](http://evrikak.ru/wp-content/uploads/2018/11/kak_narisovat_rebenka_v_sankah_rozhdestvom_ru-9.jpg)

[http://evrikak.ru/wp-content/uploads/2018/11/kak\\_narisovat\\_rebenka\\_v\\_sankah\\_rozhdestvom\\_ru-10.jpg](http://evrikak.ru/wp-content/uploads/2018/11/kak_narisovat_rebenka_v_sankah_rozhdestvom_ru-10.jpg)

[http://evrikak.ru/wp-content/uploads/2018/11/kak\\_narisovat\\_rebenka\\_v\\_sankah\\_rozhdestvom\\_ru-11.jpg](http://evrikak.ru/wp-content/uploads/2018/11/kak_narisovat_rebenka_v_sankah_rozhdestvom_ru-11.jpg)

[http://evrikak.ru/wp-content/uploads/2018/11/kak\\_narisovat\\_rebenka\\_v\\_sankah\\_rozhdestvom\\_ru-12-.jpg](http://evrikak.ru/wp-content/uploads/2018/11/kak_narisovat_rebenka_v_sankah_rozhdestvom_ru-12-.jpg)

