



Современный
Учительский портал


*Летний марафон
интерактивных презентаций*






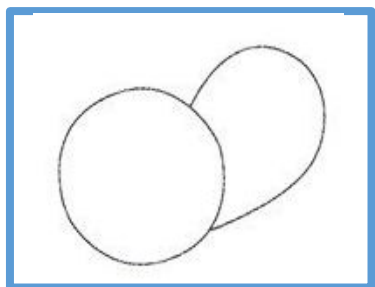
Поэтапное рисование

Учимся рисовать щенка

*Изобразительное искусство
УМК любой*

*Автор: Новикова Лариса Александровна,
учитель начальных классов МКОУ Синявская ООШ
Таловского района Воронежской области*



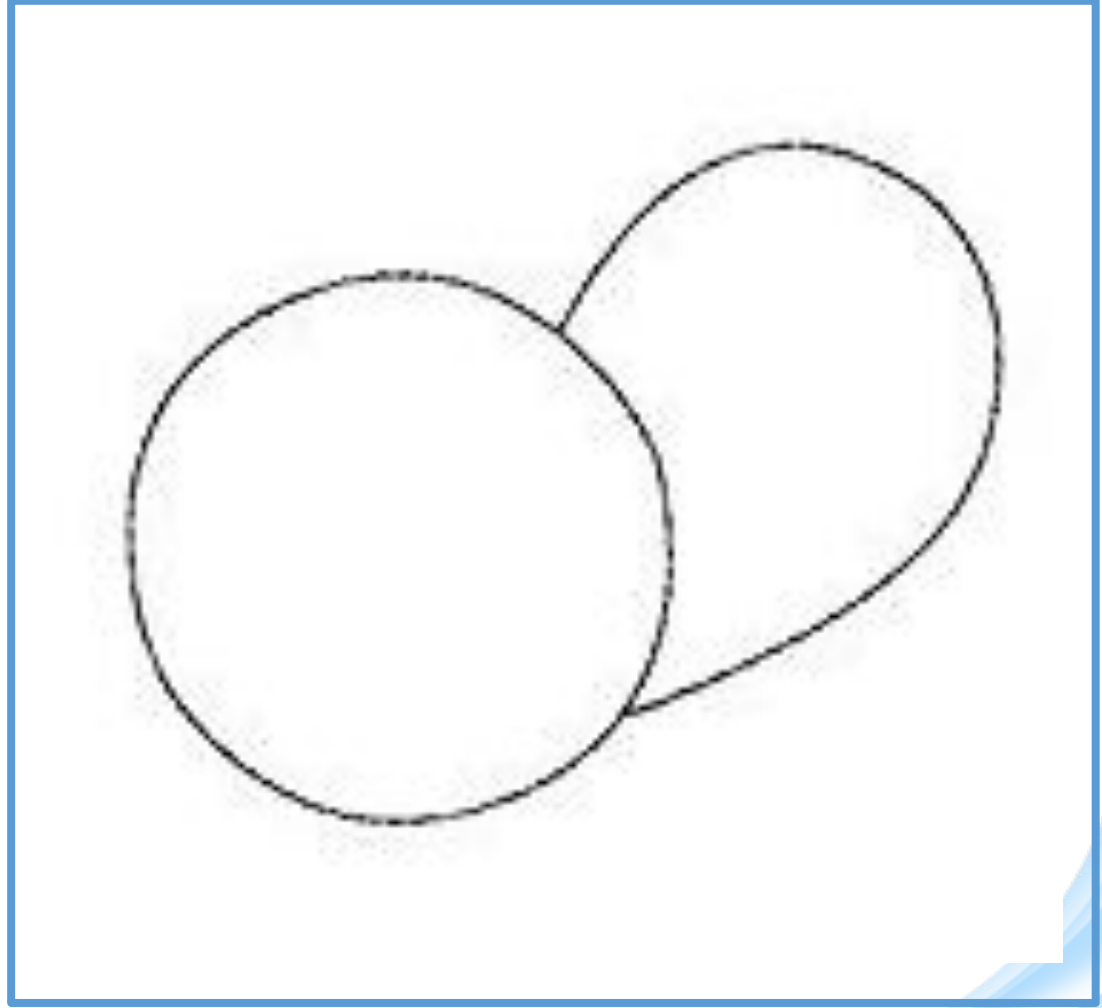






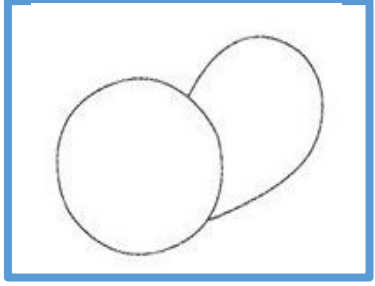









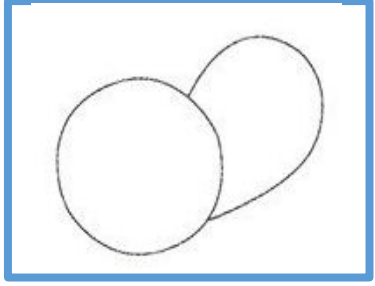
Дорогой друг!







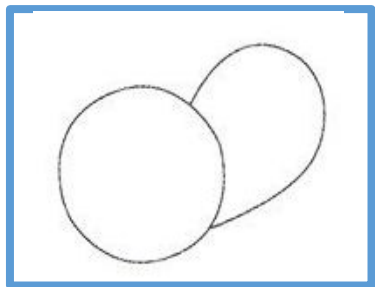
Не знаешь, как нарисовать щенка?
Не отчаивайся! Возьми в руки карандаш.
Помни, рисовать нужно плавно, легкими
штрихами, едва касаясь бумаги, так как
часть линий
у нас будет вспомогательными,
и в конце работы нам придется их стереть.
Итак, приступим к обучению поэтапного
рисования.








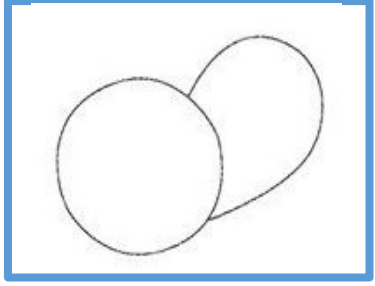
Для этого нажимай на маленькие
картинки и рисуй.








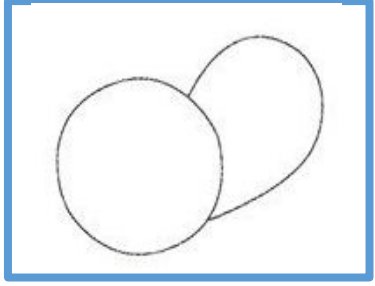
Желаю удачи!








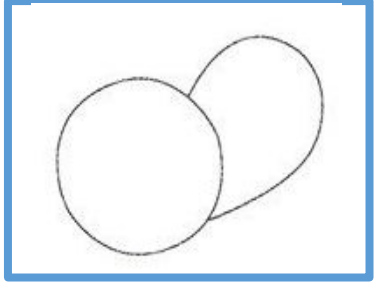









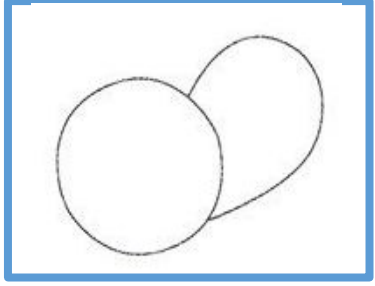








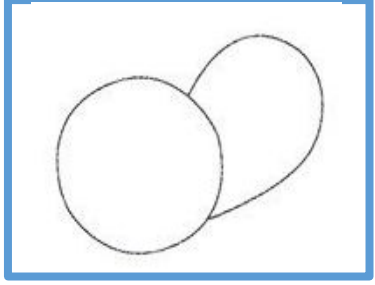








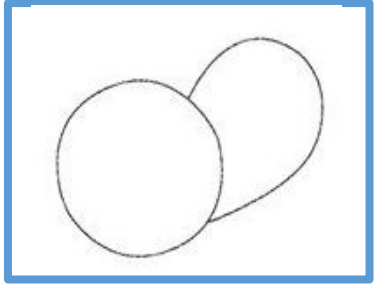












Использованные источники

Поэтапное рисование

Линия

Логотип СУП

