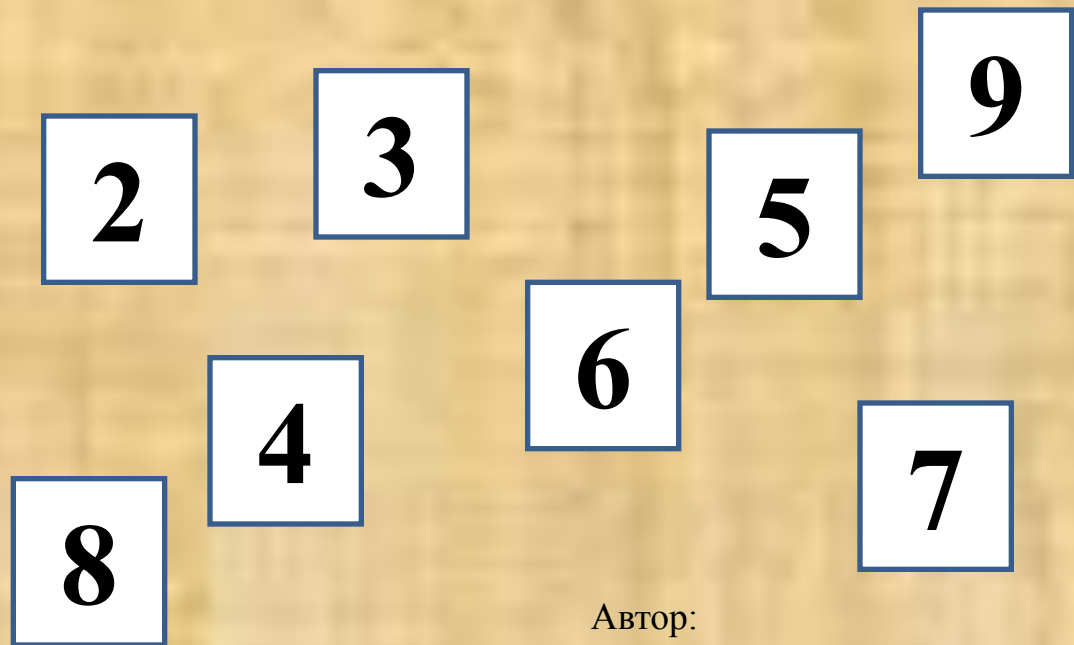
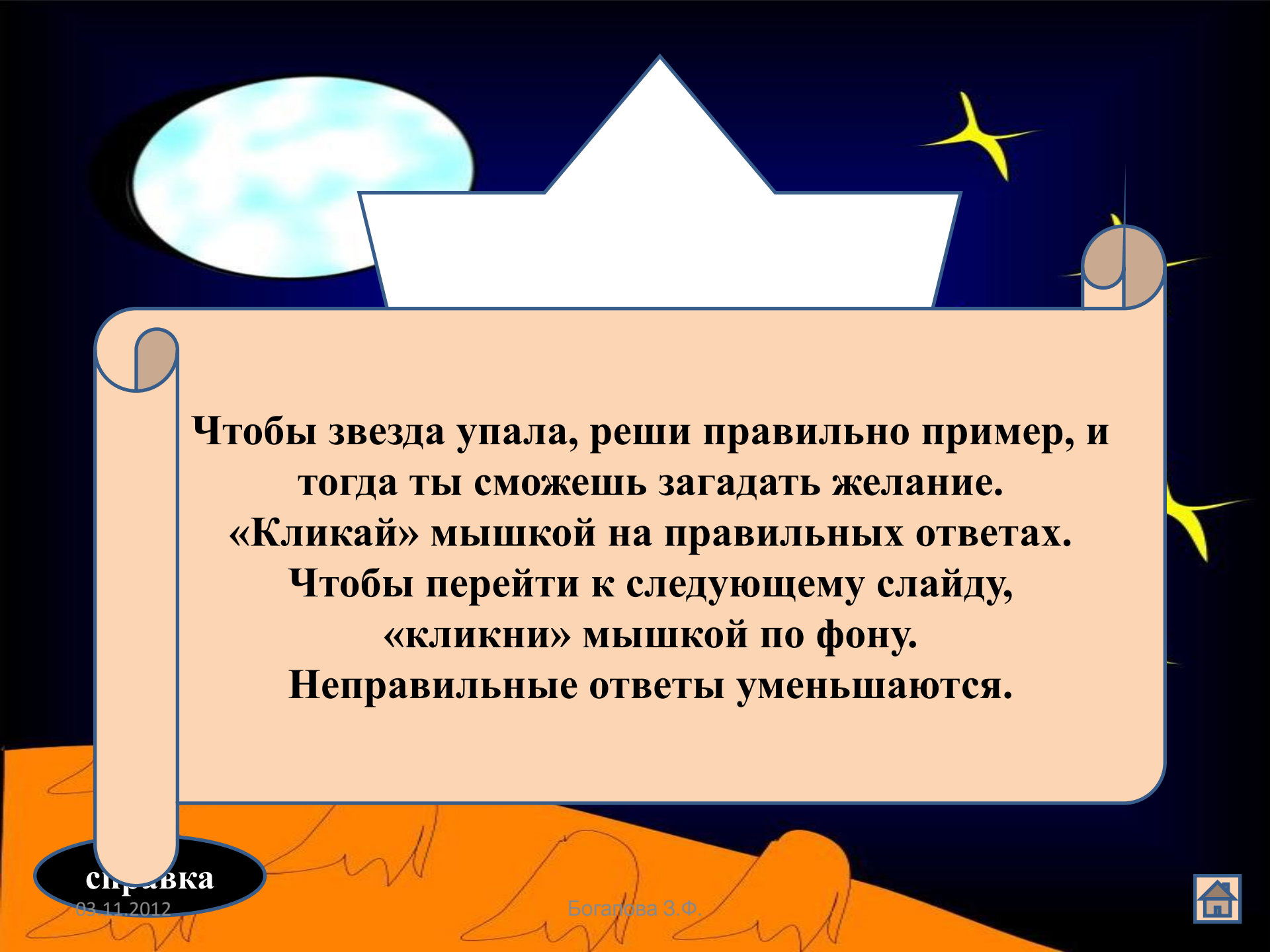


Интерактивная игра «Таблица умножения»



Автор:
Богапова Зухра Фаризановна,
учитель начальных классов
МБОУ «Гимназия №4» г. Казани



Чтобы звезда упала, реши правильно пример, и тогда ты сможешь загадать желание. «Кликай» мышкой на правильных ответах. Чтобы перейти к следующему слайду, «кликни» мышкой по фону. Неправильные ответы уменьшаются.




$$5 \cdot 1$$



25



20



10



1



5



15



$$40 : 8$$

5

4

2


3

6

8




$$5 \cdot 2$$



35



30



10



25



20



15



$$25 : 5$$

5

4

2

3

6

8




$$7 \cdot 5$$



35



30



40



25



20



15



$$30 : 6$$

5

4

2

3

6

8




$$5 \cdot 7$$



35



30



40



25



20



15



5 : 5

5

4

2

3

6

1



$$10 \cdot 5$$

35

30

40

50

20

15



$$10 : 2$$

5

4

2

3

6

8




$$5 \cdot 4$$



35



30



40



25



20



15



$$20 : 4$$

5

4

2

3

6

8




$$5 \cdot 8$$



35



30



40



25



20



15



10 : 5

5

4


2

3

6

8




$$5 \cdot 6$$



35



30



40



25



20



15



$$50 : 5$$

5

4

9

10

6

8




$$6 \cdot 5$$



35



30



40



25



20



15




$$45 : 9$$



5



2



4



3



6



8




$$5 \cdot 3$$



35



40



30



25



20



15



$$45 : 5$$

5

4

9

3

6

8




$$4 \cdot 5$$



35



30



40



25



20



15



$$40 : 5$$

5

4

2

3

6

8




$$3 \cdot 5$$



35



30



40



25



20



15



$$35 : 7$$

6

4

2

3

5

8




$$5 \cdot 9$$



35



30



40



25



20



45




$$35 : 5$$



5



4



7



9



6



8



$$20 : 5$$

5

4

2

3

6

8



$$15 : 3$$

5

4

2

3

6

8




$$5 \cdot 10$$



35



30



40



50



20



15



5 : 1

5

4

2

3

6

8




$$9 \cdot 5$$



35



30



40



25



20



45



$$15 : 5$$

5

4

2

3

6

8




$$8 \cdot 5$$



35



30



40



25



20



15




$$5 \cdot 5$$



35



30



40



25



20



15



$$30 : 5$$

5

4

2

6

7

8



Получи «пять»

**Получи «пять» за правильный ответ.
«Кликай» мышкой на правильных
ответах, зарабатывай «пятёрки».
Чтобы перейти к следующему слайду,
«кликни» мышкой по фону.
Неправильные ответы уменьшаются.**



$$5 \cdot 4$$

20

4

16

12

32

28

40

24

8

36

5



$$8 : 4$$

3

4

6

10

2

1

8

5

7

9

5



$$6 \cdot 4$$

20

4

16

12

32

28

40

24

8

36

5



$$12 : 4$$

3

4

6

10

2

1

8

5

7

9

5



$$7 \cdot 4$$

20

4

16

12

32

28

40

24

8

36

5



$$40 : 4$$

3

4

6

10

2

1

8

5

7

9

5



$$4 \cdot 8$$

20

4

16

12

32

28

40

24

8

36

5



$$36 : 4$$

3

4

6

10

2

1

8

5

7

9

5



$$10 \cdot 4$$

20

4

16

12

32

28

40

24

8

36

5



$$32 : 4$$

3

4

6

10

2

1

8

5

7

9

5



$$4 \cdot 9$$

20

4

16

12

32

28

40

24

8

36

5



$$20 : 4$$

3

4

6

10

2

1

8

5

7

9

5



$$3 \cdot 4$$

20

4

16

12

32

28

40

24

8

36



5



$$24 : 6$$

3

4

6

10

2

1

8

5

7

9

5



$$4 \cdot 2$$

20

4

16

12

32

28

40

24

8

36



5



$$28 : 7$$

3

4

6

10

2

1

8

5

7

9

5



$$4 \cdot 1$$

20

4

16

12

32

28

40

24

8

36

5



$$12 : 3$$

3

4

6

10

2

1

8

5

7

9

5



$$4 \cdot 4$$

20

4

16

12

32

28

40

24

8

36



5



$$8 : 2$$

3

4

6

10

2

1

8

5

7

9

5



$$4 \cdot 7$$

20

4

16

12

32


28

40

24

8

36



5



$$40 : 10$$

3

4

6

10

2

1

8

5

7

9

5



$$2 \cdot 4$$

20

4

16

12

32

28

40

24

8

36



5



$$36 : 9$$

3

4

6

10

2

1

8

5

7

9

5



$$4 \cdot 10$$

20

4

16

12

32

28

40

24

8

36

5



$$32 : 8$$

3

4

6

10

2

1

8

5

7

9

5



$$9 \cdot 4$$

20

4

16

12

32

28

40

24

8

36

5



4 : 1

3

4

6

10

2

1

8

5

7

9

5



$$8 \cdot 4$$

20

4

16

12

32

28

40

24

8

36



5



$$24 : 4$$

3

4

6

10

2

1

8

5

7

9

5



$$4 \cdot 6$$

20

4

16

12

32

28

40

24

8

36

5



$$20 : 5$$

3

4

6

10

2

1

8

5

7

9

5



$$28 : 4$$

3

4

6

10

2

1

8

5

7

9

5



$$4 \cdot 5$$

20

4

16

12

32

28

40

24

8

36

5



$$1 \cdot 4$$

20

4

16

12

32

28

40

24

8

36

5



$$16 : 4$$

3

4

6

10

2

1


8

5

7

9

5



$$4 : 4$$

3

4

6

10

2

1

8

5

7

9

5



$$4 \cdot 3$$

20

4

16

12

32

28

40

24

8

36

5




Поймай молнию

**Игра «Поймай молнию». Для этого найди
правильный ответ.
«Кликнув» на верном ответе, появляется молния.
Неправильные ответы уменьшаются.
Чтобы перейти к следующему слайду, «кликни»
мышкой по фону.**



6 : 2



9

3

7

4

2


5

1

10

6





$6 \cdot 9$

12

18

24

48

6

36


60

42

54



12 : 6



9

8

3

7

4

2

5

1

10

6





$6 \cdot 3$

12

18

24

48

6

36

60

42

54



$$60 : 6$$



9

8

3

7

4

2

5


1

10

6



2 · 6



12

42

18

36


24

54


48

60

6



$$54 : 6$$



9

8

3

7

4

2

5

1

10

6



$$6 \cdot 5$$

12

18

24

48

6

36

60

42


54



$$48 : 6$$



$10 \cdot 6$



12

42

18

36


24

54


48

60

6



$$42 : 6$$



9

8

3

7

4

2

5

1

10

6



1 · 6

12

18

24

48


6

36

60

42

54



$$30 : 6$$

9

7

2

1

6

8

3

4

5

10



$8 \cdot 6$

12

18

24

48

6

36

60

42

54



$$24 : 6$$



4 · 6

12

18

24

48


6

36

60

42

54



18 : 6

9

7

2

1

6

8

3

4

5

10



$$6 \cdot 6$$

12

18

24

48

6

36


60

42

54



60 : 10



9

8

3

7

4

2

5

1

10

6



6 · 8

12

18

24

48


6

36


60

42

54



$$54 : 9$$



9

8

3

7

4

2

5


1

10

6



5 · 6



12

42

18

36


24

54


48

60


6



$$48 : 8$$



6 · 1



12

42

18

36


24

54


48

60

6



$$42 : 7$$



9

8

3

7

4

2

5

1

10

6



$$6 \cdot 4$$

12

18

24

48


6

36

60

42

54



$$36 : 6$$

9

7

2

1

6

8

3

4

5

10



$9 \cdot 6$

12

18

24

48


6

36


60

42

54



30 : 5



9

8

3

7

4

2

5

1

10

6



$$6 \cdot 2$$

12

18

24

48


6

36


60

42

54



$$24 : 4$$



9

8

3

7

4

2

5

1

10

6



3 · 6

12

18

24

48


6

36


60

42

54



18 : 3



9

8

3

7

2

4

1


5

6

10



7 · 6



12

18

24

36

54


48

6

60



6 : 1



9

8

3

7

4

2

5


1

10

6



6 · 7



12

42

18

36


24

54


48

60

6



6 : 6



9

8

3

7

2

4

1

6

5

10



6 · 10


12

18

24

48

6



42

36

54

60





Попади в снежный замок

**«Кликай» мышкой на правильных ответах.
Чтобы перейти к следующему слайду, «кликни»
мышкой по фону.
Снежки с неправильными ответами в цель не попадают,
летят мимо замка.**

54



72

90

81

справка







9

27

63

45

18

36



54

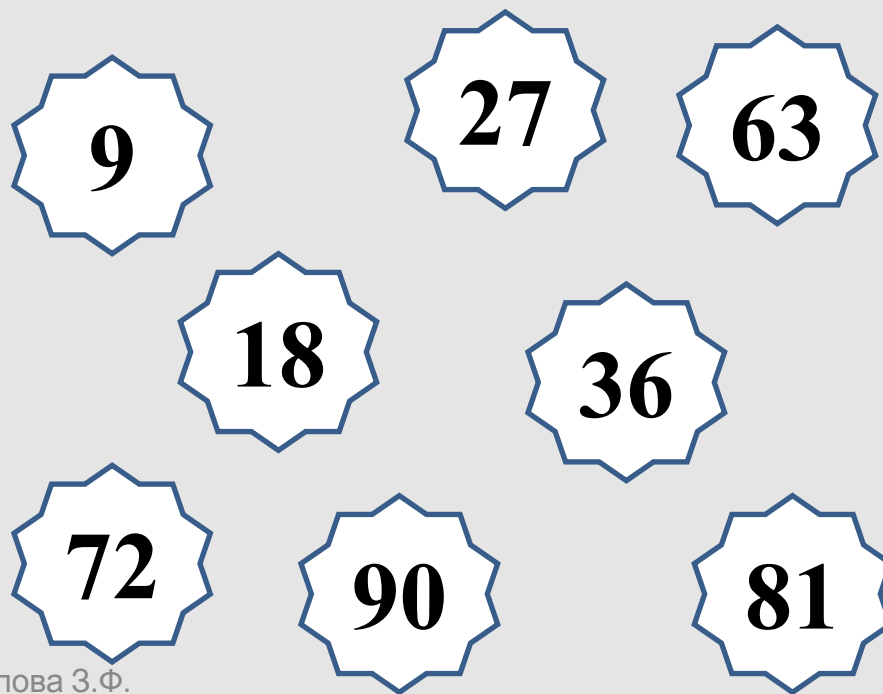
72


90


81











9

27

63

45

18

36


54

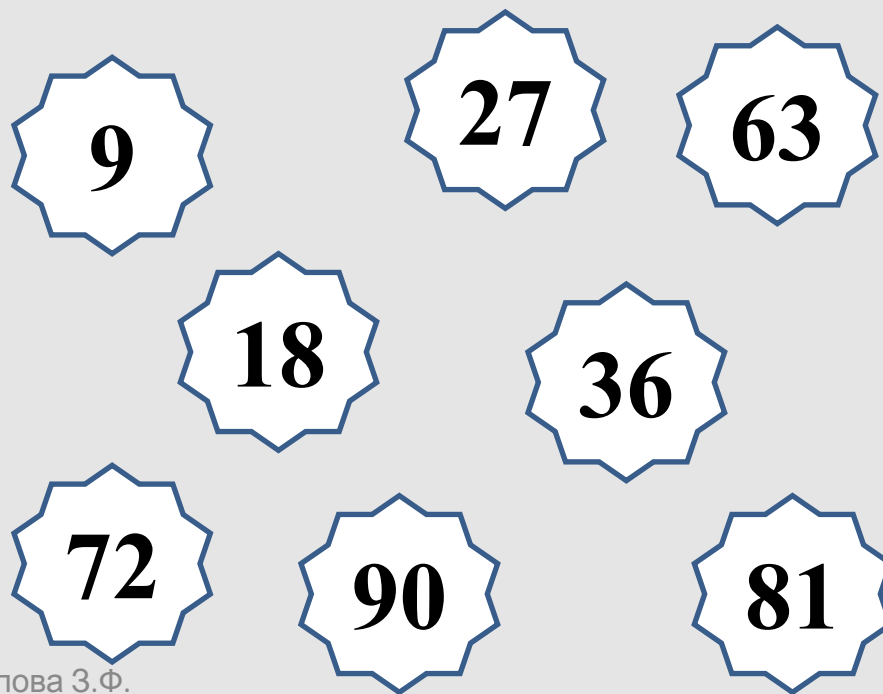
72


90

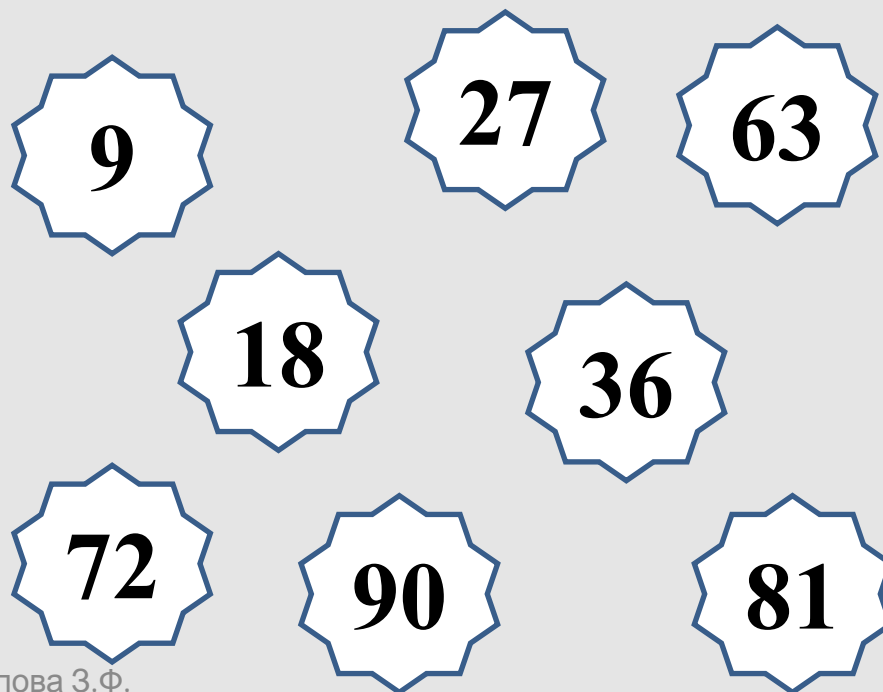
81




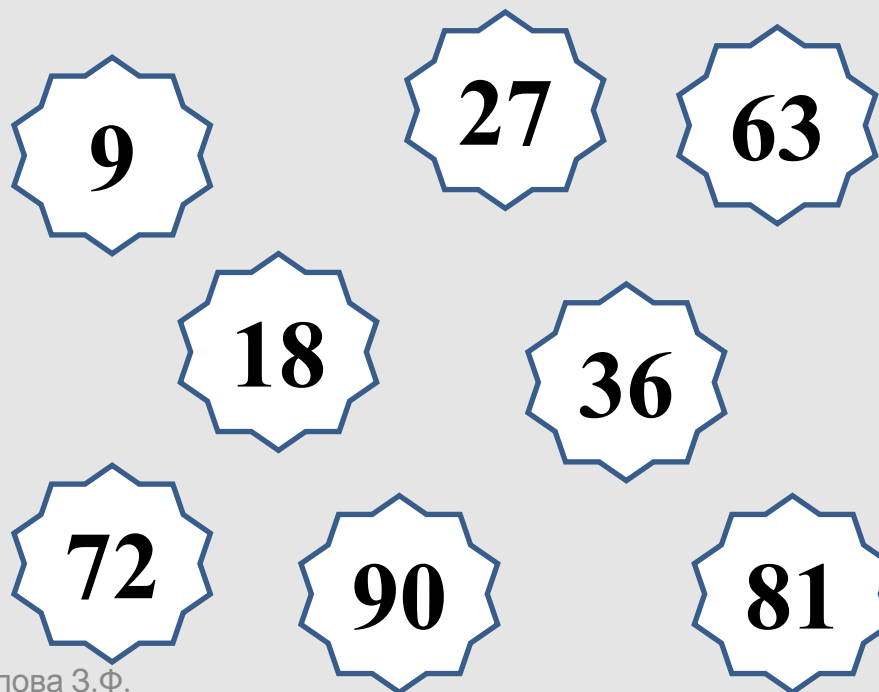



















9

27

63

45

18

36


54

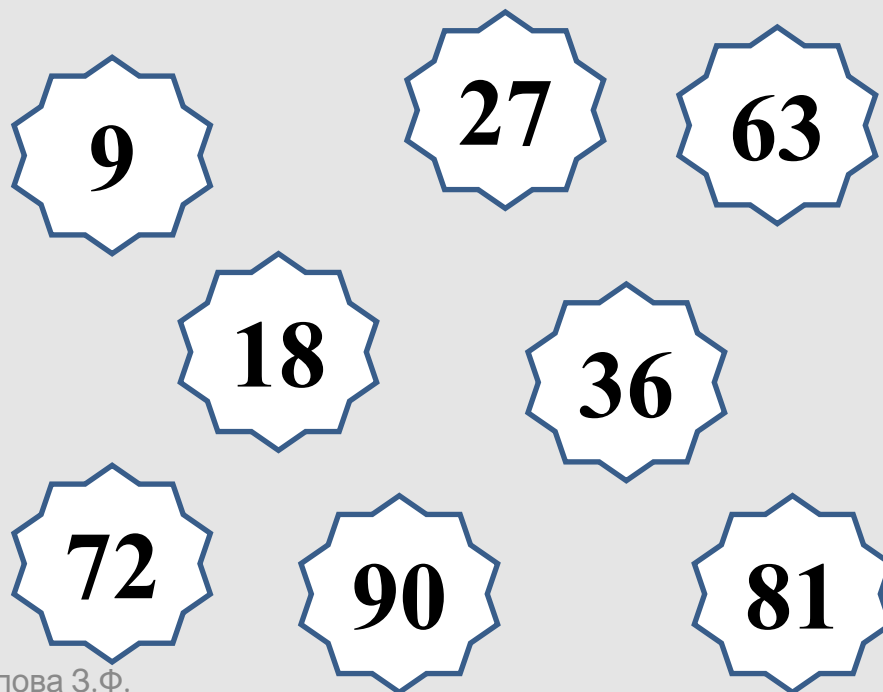
72


90

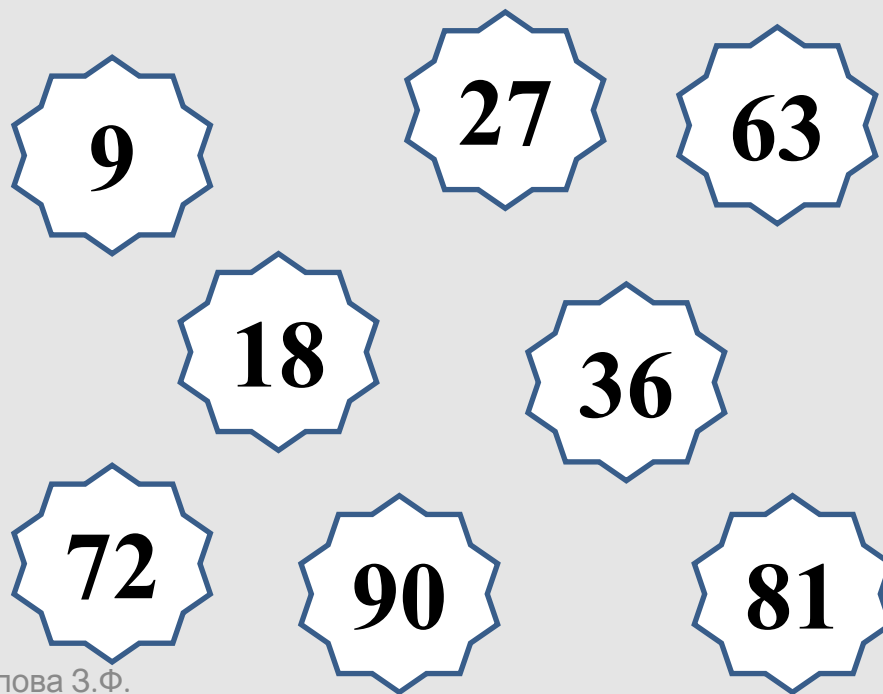

81

















9

27

63

45

18

36


54


72

90

81







9

27

63

45

18

36

54

72


90

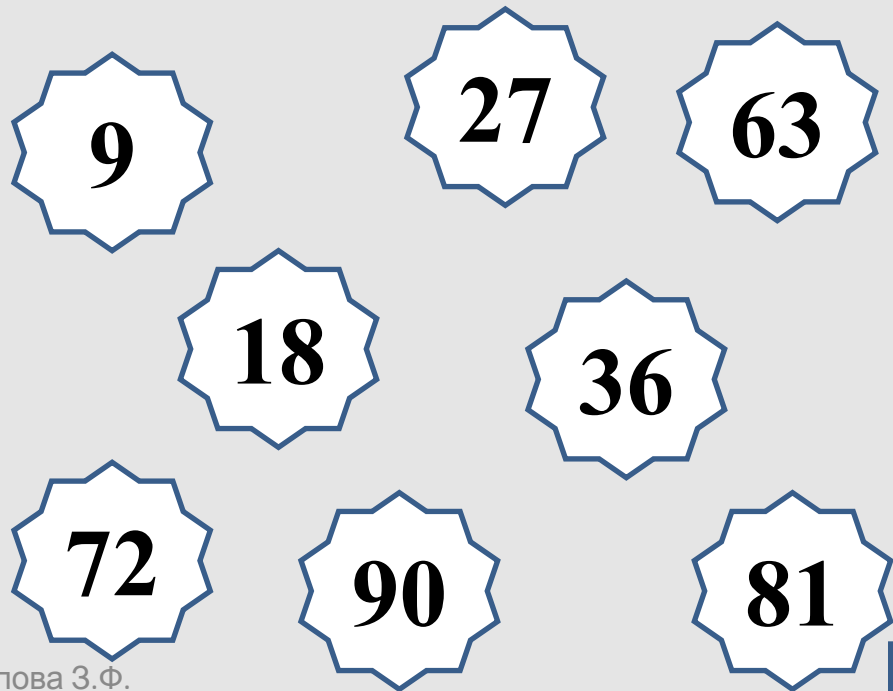
81







90 : 10









9

27

63

45

18

36


54

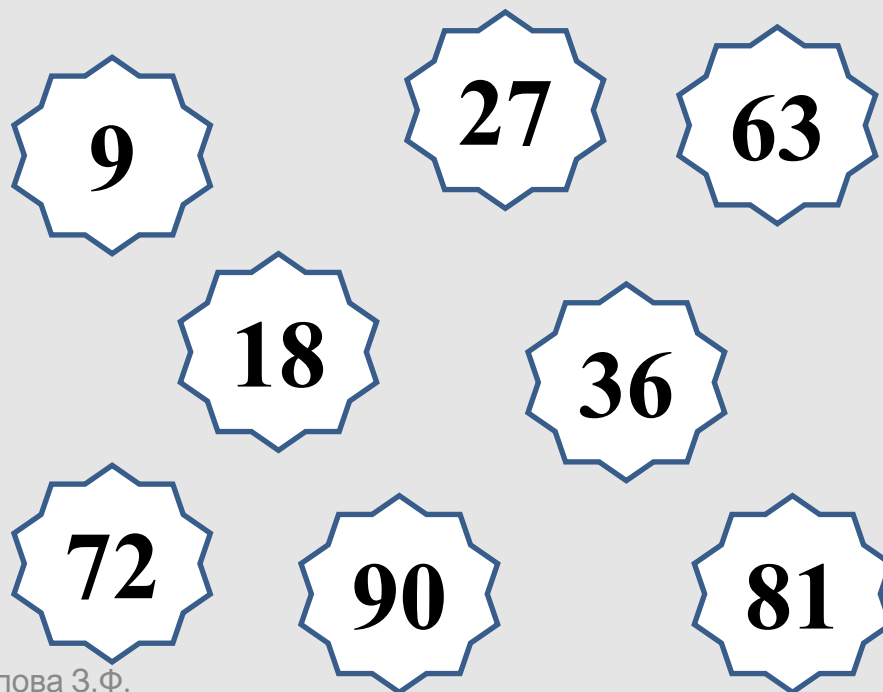
72


90


81











9

27

63

45

18

36

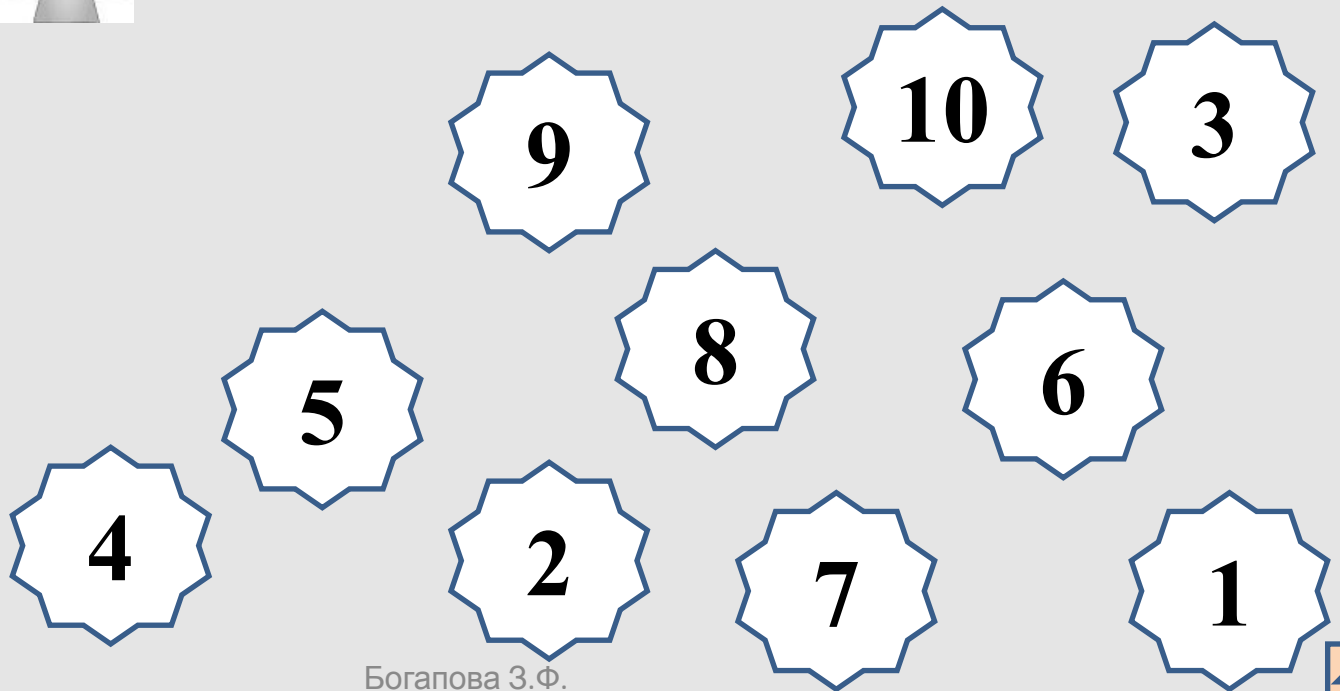
54


72

90

81







9

27

63

45

18

36


54


72

90

81







9

27

63

45

18

36


54

72

90

81







9

27

63

45

18

36


54

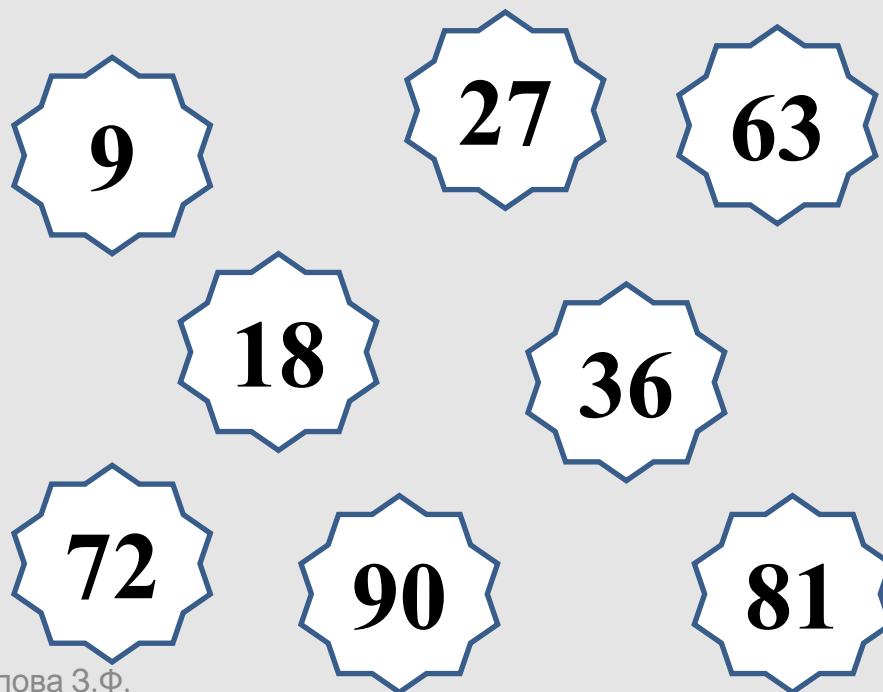

72

90

81







Угости щенка косточкой



«Кликай» мышкой на правильных ответах.
Чтобы перейти к следующему слайду, «кликни»
мышкой по фону.
Неправильные ответы уменьшаются.

16

80

72

56

32

24

справка

а.з.ф.



$$80 : 8$$



10

3

4

7

8

6

1

9

2

5



$$72 : 8$$



10

3

4

7

6

8

1

9

2

5



$$56 : 8$$



10

3

4

7

6

8

1

9

2

5



$8 \cdot 3$



40

48

64

72

56

8

80

32

24

16



$$48 : 8$$



10

3

4

7

6

8

1

9

2

5



$4 \cdot 8$



40

48

64

72

56

8

80

32

24

16



$$40 : 8$$



10

3

4

7

6

8

1

9

2

5



$$6 \cdot 8$$



40

48

64

72

56

8

24

16

80

32



$$32 : 8$$



10

3

4

7

6

8

1

9

2

5



$8 \cdot 7$



40

64

48

8

72

56

16

80

32

24



$$24 : 8$$



10

3

4

7

6

8

1

9

2

5



$8 \cdot 6$



40

48

64

72

56

8

80

32

24

16



$$16 : 8$$



10

3

4

7

6

8

1

9

2

5



$8 \cdot 9$



40

48

64

72

56

8

80

32

24

16



8 : 8



10

3

4

7

6

8

1

9

2

5



$8 \cdot 8$



40

48

64

72

56

8

80

32

24

16



8 : 1



10

3

4

7

6

8

9

2

5

1



$8 \cdot 2$



40

48

64

72

56

8

80

32

24

16



$$80 : 10$$



10

3

4

7

6

8

1

9

2

5



$$9 \cdot 8$$



40

48

64

72

56

8

24

16

80

32



$$72 : 9$$



10

3

4

7

6

8

1

9

2

5



$8 \cdot 5$



40

48

64

72

56

8

16

80

32

24



$$64 : 8$$



10

3

4

7

6

8

1

9

2

5



$$3 \cdot 8$$



40

48

64

72

56

8

24

16

80

32



$$56 : 7$$



10

3

4

7

6

8

1

9

2

5



$1 \cdot 8$



40

48

64

72

56

8

16

80

32

24



$$48 : 6$$



10

3

4

7

8

6

1

9

2

5



$$8 \cdot 4$$



40

48

64

72

56

8

16

80

32

24



$$40 : 5$$



10

3

4

7

8

6

1

9

2

5



$8 \cdot 1$



40

48

64

72

56

8

80

32

24

16



$$32 : 4$$



10

3

4

7

6

8

1

9

2

5



$$10 \cdot 8$$



40

48

64

72

56

8

16

80

32

24



$$24 : 3$$



10

3

4

7

8

6

1

9

2

5



$5 \cdot 8$



40

48

64

72

56

8

80

32

24

16



$$16 : 2$$



10

3

4

7

8

6

1

9

2

5



$$8 \cdot 10$$



40

48

64

72

56

8

16

80

32

24



$2 \cdot 8$



40

48

64

72

56

8

80

32

24

16



$7 \cdot 8$



40

64

48

8

72

56

16

80

32

24



Пчёлка



**«Кликай» мышкой на правильных ответах.
Тогда пчёлка сядет на цветок.
Чтобы перейти к следующему слайду,
«кликни» мышкой по фону.
Неправильные ответы качаются.**

9

справка



$$2 \cdot 7$$



14

28

21

42

35

70

56

63

7

49



$$70 : 7$$



8

5

1

2

10

6

4

3

7

9




$$5 \cdot 7$$



A collection of ten stylized flowers on a green hill. Each flower has a white petal with a black number inside. The numbers are: 14, 28, 21, 42, 35, 70, 56, 63, 7, and 49. The flowers have green stems and leaves. The background is a light blue sky and a green hill with small white flowers.



$$63 : 7$$



$$7 \cdot 3$$



14

28

21

42

35

70

56

63

7

49



$$56 : 7$$



8

5

1

2

10

6


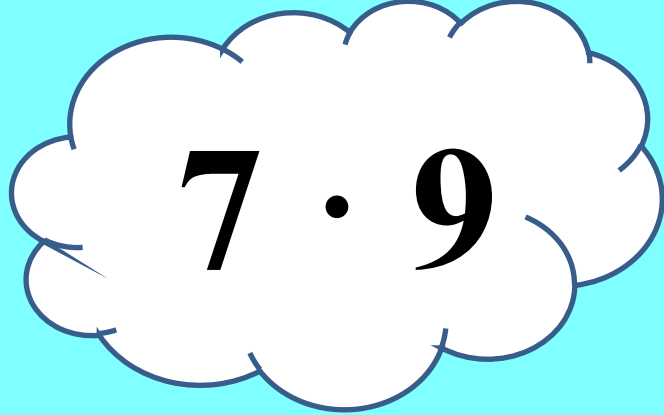
4

3

7

9





$$42 : 7$$



8

5

1

2

10

6

4

3

7

9





$$35 : 7$$



8

5

1

2

10

6

4

3

7

9



$$4 \cdot 7$$



A collection of ten stylized flowers growing on a green hill. Each flower has a white petal with a black number inside. The numbers are: 14, 28, 21, 42, 35, 70, 56, 63, 7, and 49. The flowers have green stems and leaves. The background is a light blue sky and a green hill with small white flowers.



$$28 : 7$$



8

5

1

2

10

6

4

3

7

9



$$10 \cdot 7$$



14

28

21

42

35

70

56

63

7

49



$$21 : 7$$



8

5

1

2

10

6

4

3

7

9



$$7 \cdot 5$$



A collection of ten flowers on a green hill. Each flower has a white petal with a black number inside. The numbers are: 14, 28, 21, 42, 35, 70, 56, 63, 7, and 49. The flowers have green stems and leaves. The background is a light blue sky and a green hill with small white flowers.



$$14 : 7$$



8

5

1

2

10

6

4

3

7

9



$$9 \cdot 7$$



14

28

21

42

35

70

56


63

7


49



7 : 7



7 : 1



$$7 \cdot 6$$



A collection of ten stylized flowers growing on a green hill. Each flower has a white petal with a black number inside. The numbers are: 14, 28, 21, 42, 35, 70, 56, 63, 7, and 49. The flowers have green stems and leaves. The background is a light blue sky and a green hill with small white flowers.



$$70 : 10$$



8

5

1

2

10

6

4


3

7

9



$$7 \cdot 7$$



$$63 : 9$$



8

5

1

2

10

6

4

3

7

9



$$3 \cdot 7$$



14

28

21

42

35

70

56

63

7

49



$$56 : 8$$



8

5

1

2

10

6

4

3

7

9



$$8 \cdot 7$$



14

28

21

42

35

70

56

63

7

49



$$49 : 7$$



8

5

1

2

10

6

4

3

7

9



$$7 \cdot 1$$



14

28

21

42

35

70

56

63

7

49



$$42 : 6$$



8

5

1

2

10

6

4

3

7

9



$$7 \cdot 4$$



14

28

21

42

35

70

56

63

7

49



$$35 : 5$$



8

5

1

2

10

6

4

3

7

9



$$7 \cdot 2$$



14

28

21

42

35

70

56

63

7

49



$$28 : 4$$



8

5

1

2

10

6

4

3

7

9



$$7 \cdot 8$$



A collection of ten flowers on a green hill. Each flower has a white petal with a black number inside. The numbers are: 14, 28, 21, 42, 35, 70, 56, 63, 7, and 49. The flowers have green stems and leaves. The background is a light blue sky and a green hill with small white flowers.



$$21 : 3$$



8

5

1

2

10

6

4

3

7

9



$$6 \cdot 7$$



A collection of ten stylized flowers on a green hill. Each flower has a white petal with a black number inside. The numbers are: 14, 28, 21, 42, 35, 70, 56, 63, 7, and 49. The flowers have green stems and leaves. The background is a light blue sky and a green hill with small white flowers.



$$14 : 2$$



8

5

1

2

10

6

4

3

7

9



7 · 10



14

28

21

42

35

70

56

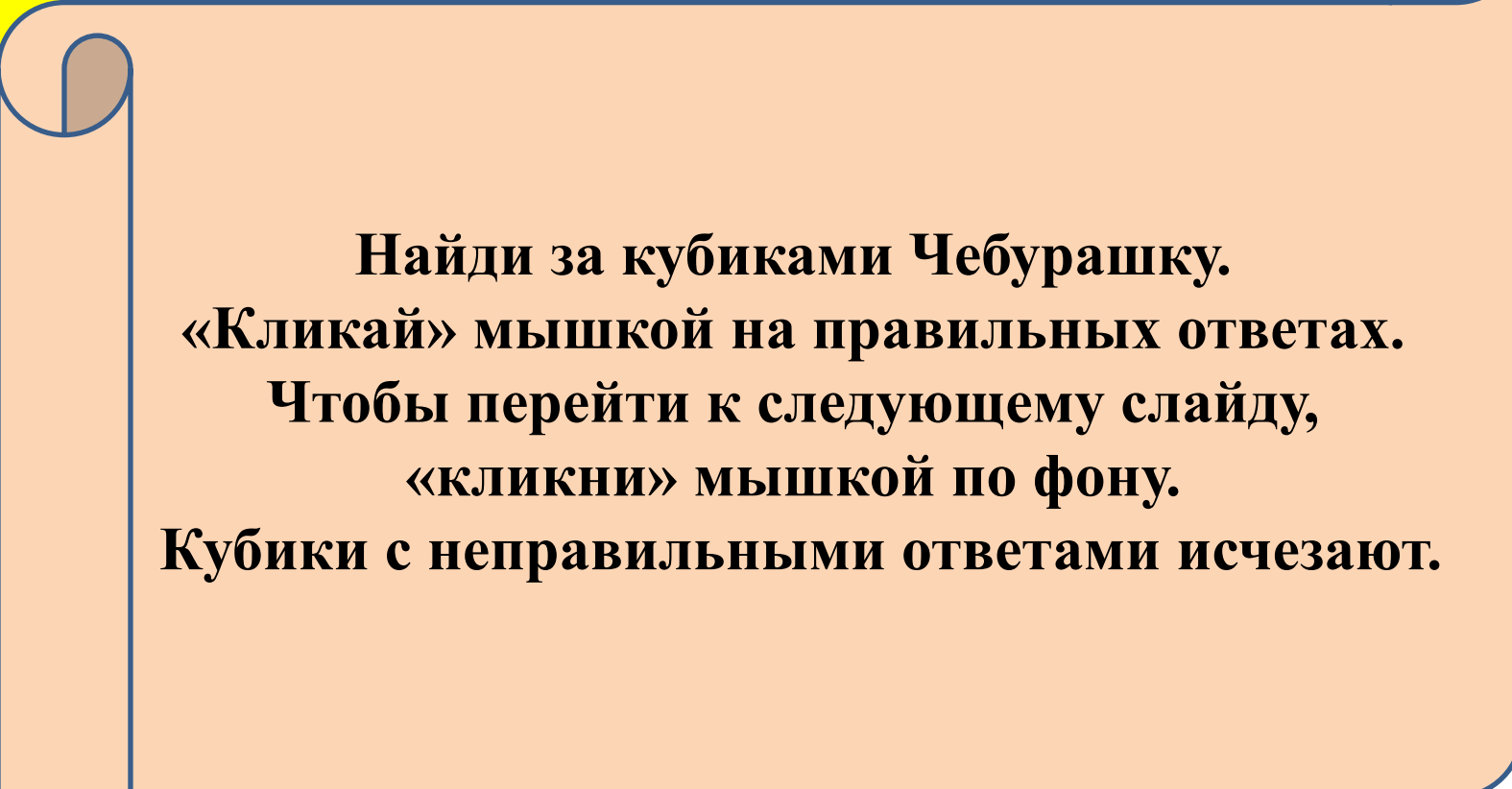
63

7

49








Прятки







Найди за кубиками Чебурашку.
«Кликай» мышкой на правильных ответах.
Чтобы перейти к следующему слайду,
«кликни» мышкой по фону.
Кубики с неправильными ответами исчезают.





с...а














2 : 2













$$2 \cdot 5$$













2 : 1













$$2 \cdot 4$$














$$20 : 2$$













$$2 \cdot 2$$















$$18 : 2$$













$$2 \cdot 8$$














$$16 : 2$$













$$2 \cdot 3$$













$$14 : 2$$













$$6 \cdot 2$$














$$12 : 2$$













$$8 \cdot 2$$













$$10 : 2$$













$$5 \cdot 2$$














$$8 : 2$$













$$9 \cdot 2$$













$$6 : 2$$














$$2 \cdot 9$$














$$4 : 2$$













$$3 \cdot 2$$














$$6 : 3$$













$$2 \cdot 7$$















$$20 : 10$$













$$4 \cdot 2$$














$$18 : 9$$













$$2 \cdot 6$$















$$16 : 8$$













$$10 \cdot 2$$















$$14 : 7$$













$$2 \cdot 10$$














$$12 : 6$$













$$7 \cdot 2$$














$$10 : 5$$










$$2 \cdot 1$$





$$8 : 4$$





**«Кликай» мышкой на мячах с правильными
ответами, они начнут скакать.
Чтобы перейти к следующему слайду,
«кликни» мышкой по фону.
Мячи с неправильными ответами исчезают.**

18

27

12

15

справка





$10 \cdot 3$

30

3

9

24

6

21

18

27




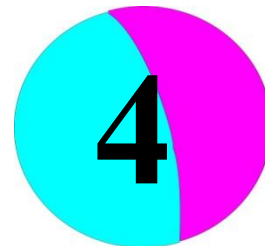

12

15





3 : 1





$3 \cdot 2$

3

30

6

21

9

24


18








27


12

15




$$27 : 3$$





$5 \cdot 3$

30

3

9

24

6

21

18







27


12

15




$$24 : 3$$




$$7 \cdot 3$$

30

3

9

24

6

21


18






27


12

15




$$21 : 3$$





$9 \cdot 3$

30

3

9

24

6

21


18

27








12


15





$18 : 3$





$3 \cdot 4$

3

30

6

21

9

24

18









27

12

15




$$15 : 3$$





$8 \cdot 3$

30

3

9

24

6

21


18









27

12

15




$$12 : 3$$





$2 \cdot 3$

3

30

6

21

9

24


18

27








12

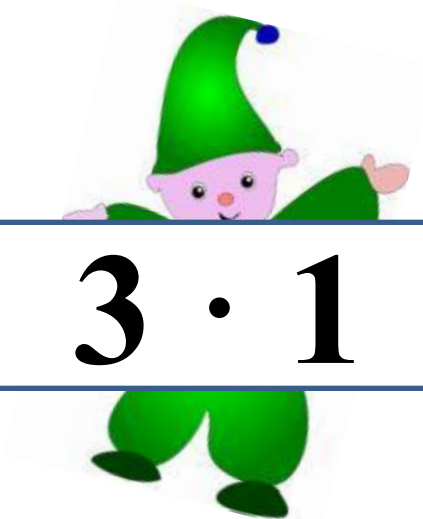
15





$6 : 3$




$$3 \cdot 1$$

3

30

6

21

9

24


18

27

12

15





$4 \cdot 3$

30

3

9

24

6

21

18

27







12

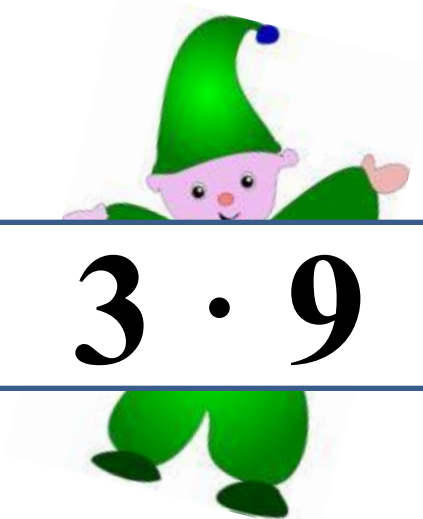
15





$3 : 3$





$3 \cdot 9$

30

3

9

24

6

21


18

27







12


15













$30 : 3$




$$30 : 10$$




$$3 \cdot 7$$

30

3

9

24

6

21


18

27







12


15





$27 : 9$





$3 \cdot 3$

3

30

6

21

9

24

18








27


12

15




$$24 : 8$$




$$1 \cdot 3$$

30

3

9

24

6

21

18








27

12

15




$$21 : 7$$





$6 \cdot 3$

30

3

9

24

6

21

18

27








12


15





$15 : 5$





$3 \cdot 8$

30

3

9

24

6

21


18








27

12







15





$$12 : 4$$




$$18 : 6$$





$3 \cdot 5$

30

3

9

24

6

21

18

27




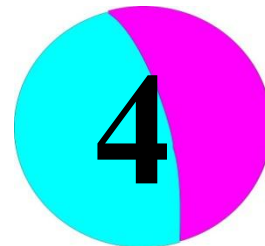


12


15





$9 : 3$





$3 \cdot 6$

30

3

9

24

6

21


18

27









12

15





$6 : 2$




$$3 \cdot 10$$

30

3

9

24

6

21

18

27

12

15



Все картинки нарисованы в программе Xara_Xtreme_Pro_5.

Сайты автора:

[«Дошколёнок»](#)

[«Таблицу умножения учим с увлечением»](#)

[«Весёлый татарский язык»](#)

[«Классики»](#)

