





Школьные задания









ма	са	ра	ха	ла	ка	
ша						
мо	со	ро	хо	ло	ко	шо
му	су	ру	ху	лу	ку	шу
мы	сы	ры	хы	лы		

Маша	мама	лак	лук
Саша	муха	сыр	хор
Рома	мыло	куры	руки
Алла	кино	шары	кони
Шура	куры	луна	
шорох			
Анна	каша	коса	




У Шу-ры ка-ша.
Ка-ша — корм ку-рам

ка-ша	кош-ка	но-ра	кош-ка
каш-ка	мыш-ка	нор-ка	Мур-ка

У Шу-ры кош-ка.
Кош-ка Мур-ка.
У Шу-ры мо-ло-ко.
— На, Мур-ка, мо-ло-ка.







аТ

кОТ

уТ-ро

оТ

роТ

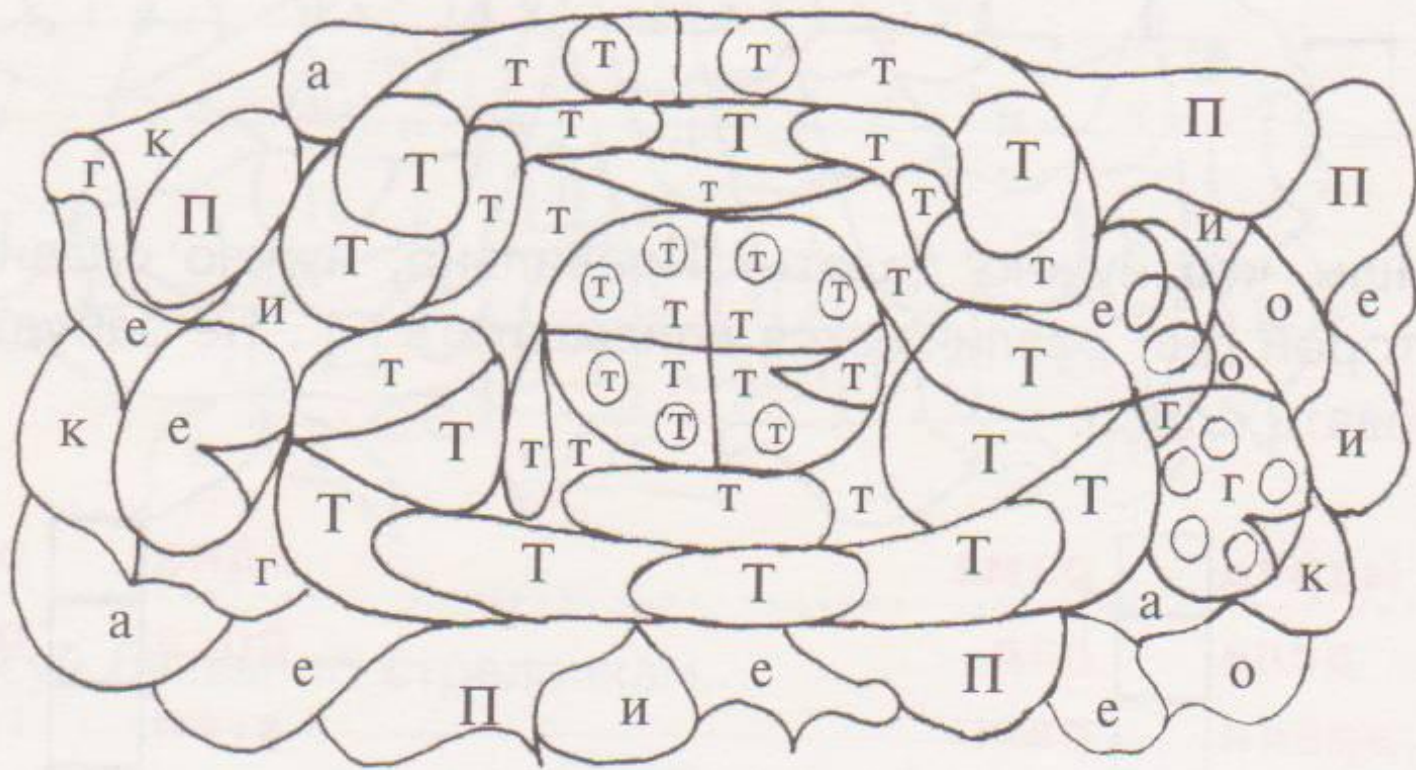
уТ-ром

уТ

уТ-ка

крот

ка	ко	ку	там	мы	кот	кро-ты
та	то	ту	тут	ты	ко-ты	крот



Напиши букву «Т», стрелочки тебе помогут.

The image shows a handwriting practice sheet for the letter 'Т' (T) on a grid. It is divided into several sections:

- Top Row:** Shows the stroke order for writing 'Т'. The first 'Т' is solid black with a red dot at the top left and a red arrow pointing down for the vertical stroke, and another red dot at the top left with a red arrow pointing right for the horizontal stroke. To its right is a large blue outline of the letter 'Т'. Further right is a dashed 'Т' with the same stroke order arrows.
- Second Row:** Shows a smaller version of the stroke order diagrams for 'Т', including a solid one, a dashed one, and a solid one with stroke order arrows.
- Third Row:** Shows four dashed 'Т's for tracing, each with red dots and arrows indicating the stroke order.
- Fourth Row:** Shows four solid 'Т's for independent practice, each with red dots and arrows indicating the stroke order.
- Fifth Row:** Shows a row of dashed 'Т's for tracing, each with red dots and arrows indicating the stroke order.
- Sixth Row:** Shows a row of solid 'Т's for independent practice, each with red dots and arrows indicating the stroke order.

A colorful illustration of a tropical scene. In the top left, a smiling yellow sun with a face is partially obscured by the fronds of a tall palm tree. To the right, a blue and yellow parrot is perched on a branch of a tree with yellow flowers. In the bottom right, a grey hippo wearing a green and yellow floral lei is holding a pineapple. In the bottom left, a green turtle with a brown shell and a white flower on its head is looking towards the center. The background is a bright blue sky with white clouds. The text "Физминутка" is written in large, bold, brown letters in the center, with a smaller "а" below it.

Физминутка

а






















Молодц
ы!







2

<

4

Весёлый Карлсон

Счёт-раскраска



7

$$3+2=$$

5


6




6

7

5




$$4+2=$$




8

6

7



$$5+2=$$




7

8

9




$$6+2=$$




8

9

10



$$7+2=$$




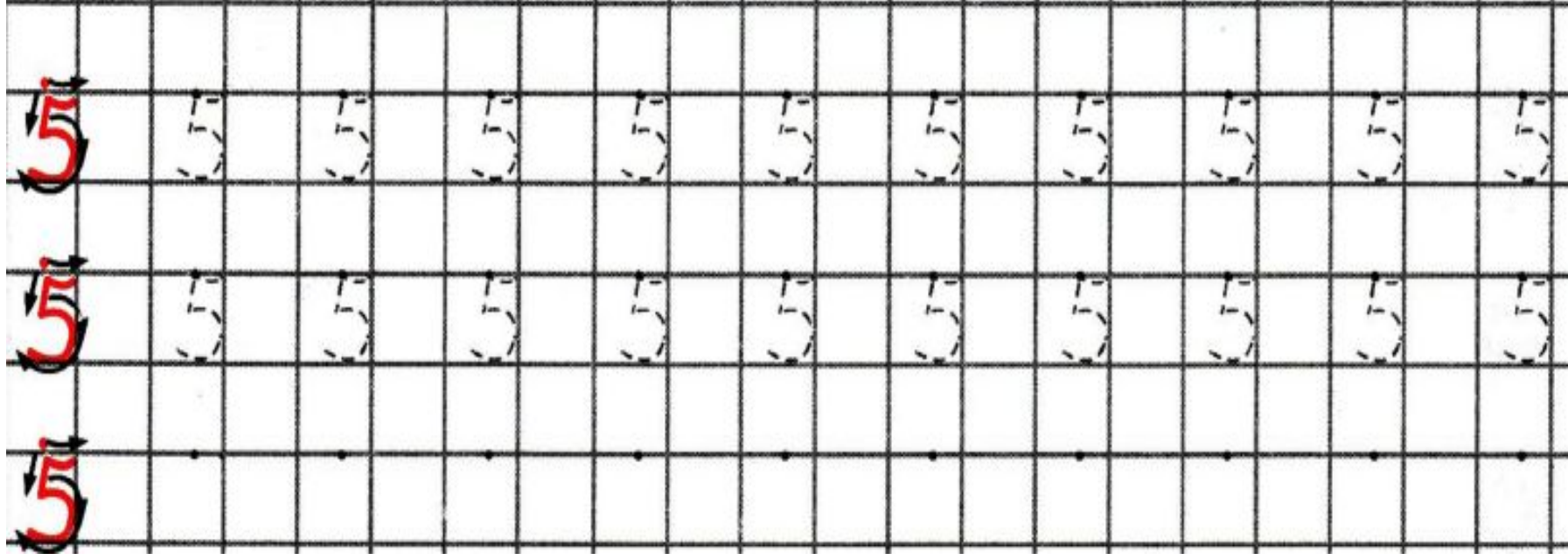
$$1 + 2 = 3$$





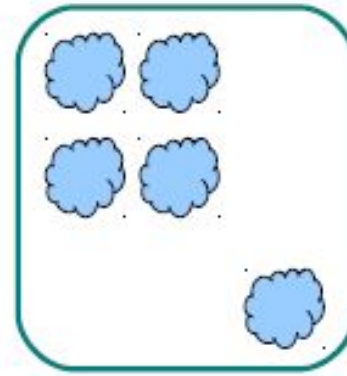

$$3 - 1 = 2$$

$$2 + 2 = 4$$

$$4 - 1 = 3$$







1

2



4

5

1



3

4

5


1

2

3



5



2

3

4

5

1

2

3

4



ДО НОВЫХ ВСТРЕЧ!



Королёва Ирина
Николаевна
учитель начальных
классов
МКОУ СОШ №2
г. Нефтекумск