

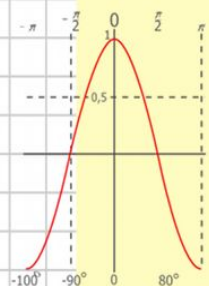
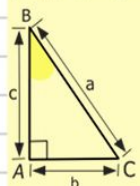
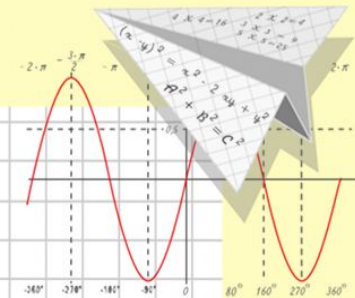
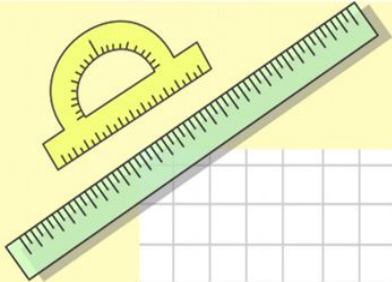
Математик

а

Прямоугольн ый

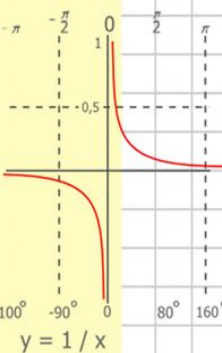
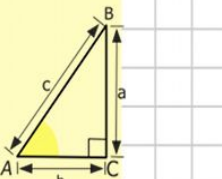
треугольник.

Решите задачу



$y = \cos x$

- $2 \times 2 = 4$
- $3 \times 3 = 9$
- $4 \times 4 = 16$
- $5 \times 5 = 25$
- $6 \times 6 = 36$
- $7 \times 7 = 49$
- $8 \times 8 = 64$



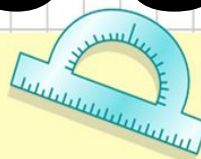
$$\begin{array}{r} 1 \\ \times 42 \\ \hline 210 \\ + 84 \\ \hline 10500 \end{array}$$



$\frac{a}{\sin A} = \frac{b}{\sin B} = \frac{c}{\sin C}$

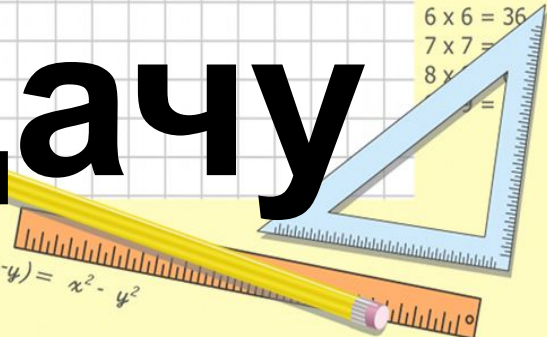
$\frac{a}{c} + \frac{b}{c} = \frac{a+b}{c}$

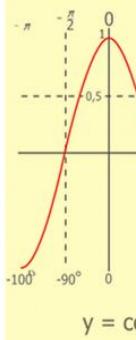
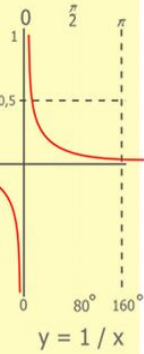
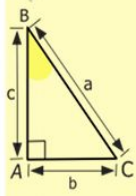
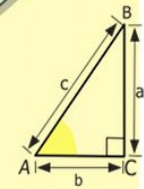
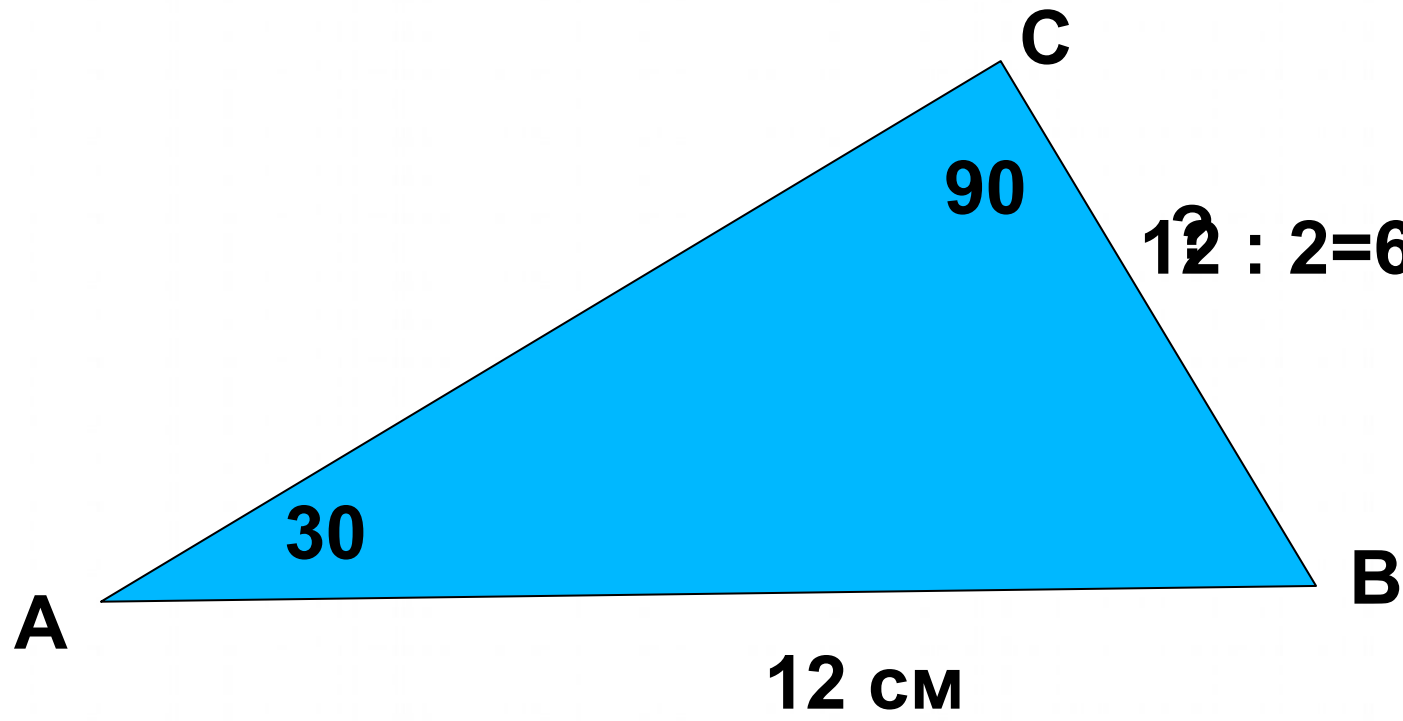
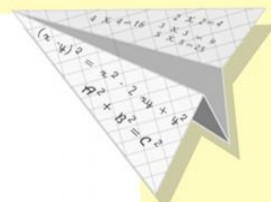

$\sin 90^\circ = 1$



$$\begin{cases} x = 25y + 45 \\ y = 1 \\ x = 25 + 45 \\ x = 70 \end{cases}$$

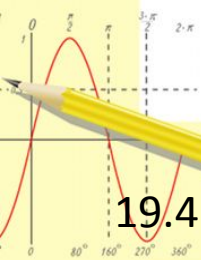
$(x+y)(x-y) = x^2 - y^2$





$$\begin{array}{r} 1 \\ \times 2500 \\ \hline 2500 \\ + 84 \\ \hline 105000 \end{array}$$

- 2 x 2 = 4
- 3 x 3 = 9
- 4 x 4 = 16
- 5 x 5 = 25
- 6 x 6 = 36
- 7 x 7 = 49
- 8 x 8 = 64
- 9 x 9 = 81



$$\frac{a}{\sin A} = \frac{b}{\sin B} = \frac{c}{\sin C}$$

$$\frac{a}{c} + \frac{b}{c} = \frac{a+b}{c}$$

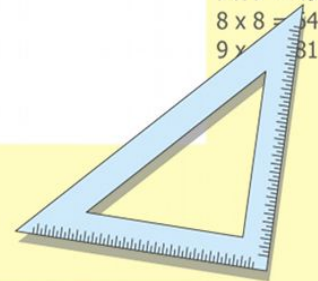
$$\sin 90^\circ = 1$$



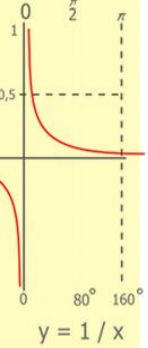
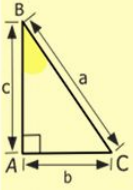
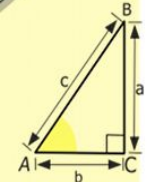

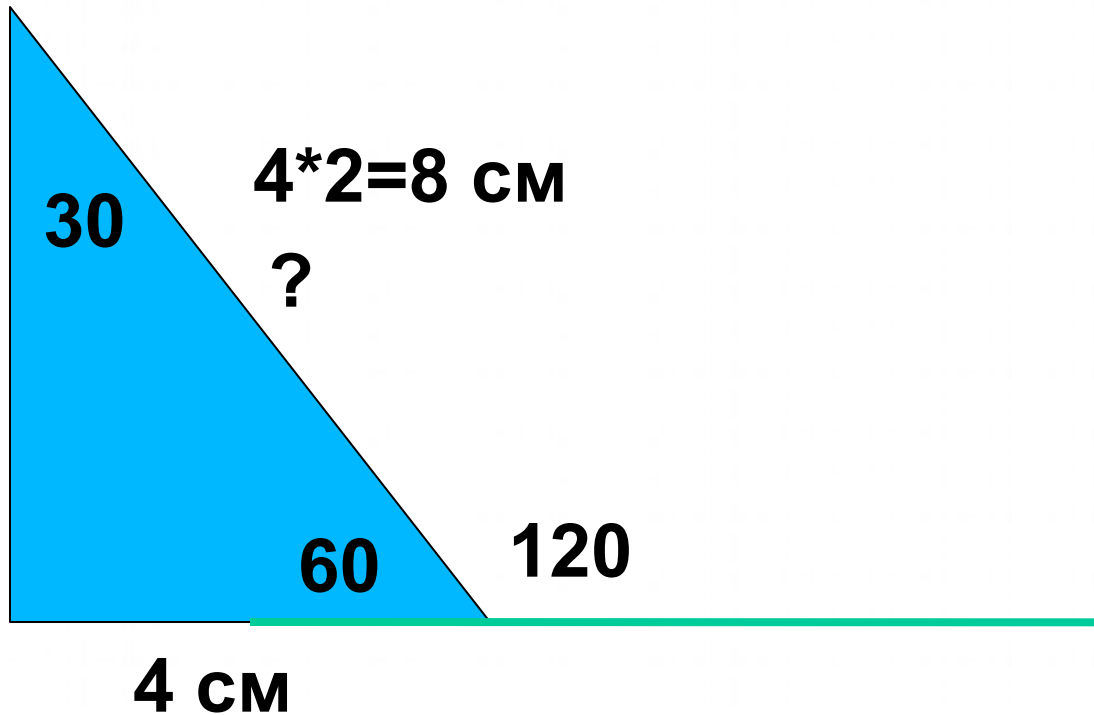
$$\begin{cases} y = \sin 90 \\ x = 25y + 45 \\ y = 1 \\ x = 25 + 45 \\ \hline x = 70 \end{cases}$$

$$(x+y)(x-y) = x^2 - y^2$$

19.4.13




Найдите гипотенузу треугольника



$$\begin{array}{r} 1 \\ 2500 \\ \times 42 \\ \hline 210 \\ + 84 \\ \hline 105000 \end{array}$$

- 2 x 2 = 4
- 3 x 3 = 9
- 4 x 4 = 16
- 5 x 5 = 25
- 6 x 6 = 36
- 7 x 7 = 49
- 8 x 8 = 64
- 9 x 9 = 81



$$\frac{a}{\sin A} = \frac{b}{\sin B} = \frac{c}{\sin C}$$

$$\frac{a}{c} + \frac{b}{c} = \frac{a+b}{c}$$

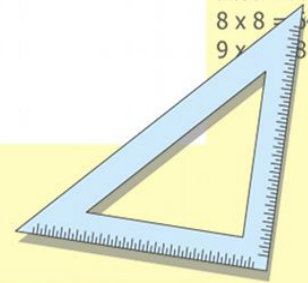
$$\sin 90^\circ = 1$$



$$\begin{cases} y = \sin 90 \\ x = 25y + 45 \end{cases}$$

$$\begin{cases} y = 1 \\ x = 25 + 45 \\ \hline x = 70 \end{cases}$$

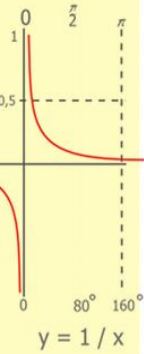
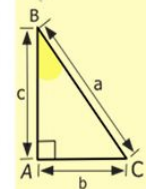
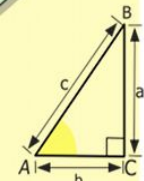

$$(x+y)(x-y) = x^2 - y^2$$



Найдите расстояние от прямой MN

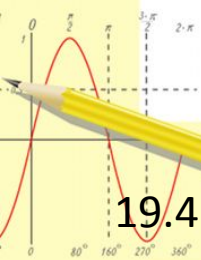
6 см

Прямая \parallel MN



$$\begin{array}{r} 1 \\ \times 2500 \\ \hline 2500 \\ + 42 \\ \hline 210 \\ + 84 \\ \hline 105000 \end{array}$$

- $2 \times 2 = 4$
- $3 \times 3 = 9$
- $4 \times 4 = 16$
- $5 \times 5 = 25$
- $6 \times 6 = 36$
- $7 \times 7 = 49$
- $8 \times 8 = 64$
- $9 \times 9 = 81$



$$\frac{a}{\sin A} = \frac{b}{\sin B} = \frac{c}{\sin C}$$

19.4.13

$\frac{a}{c} +$

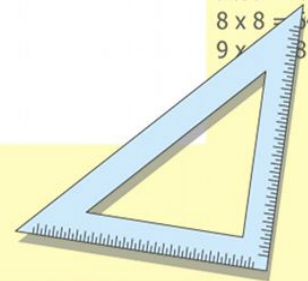
$\sin 90^\circ = 1$



$$\begin{cases} y = \sin 90 \\ x = 25y + 45 \end{cases}$$

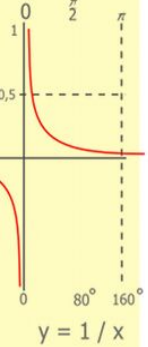
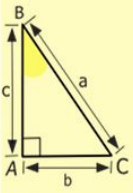
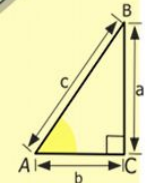
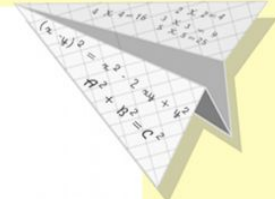

$$\begin{cases} y = 1 \\ x = 25 + 45 \\ \hline x = 70 \end{cases}$$

$$(x+y)(x-y) = x^2 - y^2$$



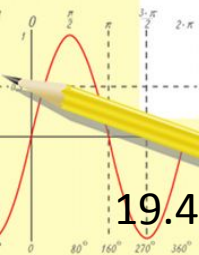
Один из острых углов
прямоугольного
треугольника в 5 раз
меньше другого. Найдите
все углы треугольника
 $X+5X=90$ или $90+X+5X=180$

15, 75, 90



$$\begin{array}{r} 1 \\ 2500 \\ \times 42 \\ \hline 210 \\ + 84 \\ \hline 10500 \end{array}$$

- 2 x 2 = 4
- 3 x 3 = 9
- 4 x 4 = 16
- 5 x 5 = 25
- 6 x 6 = 36
- 7 x 7 = 49
- 8 x 8 = 64
- 9 x 9 = 81



19.4.13

$$\frac{a}{A} = \frac{b}{\sin B} = \frac{c}{\sin C}$$

$$\frac{a}{c} + \frac{b}{c} = \frac{a+b}{c}$$

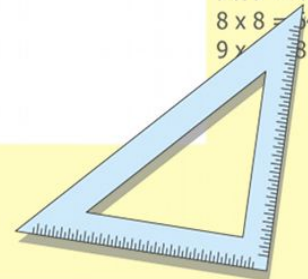
$$\sin 90^\circ = 1$$



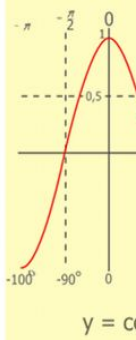
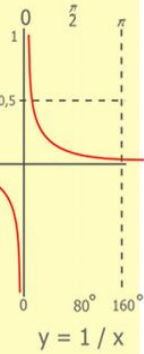
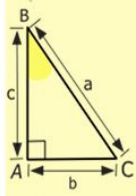
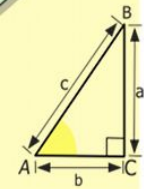
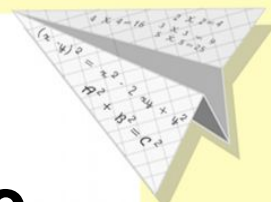

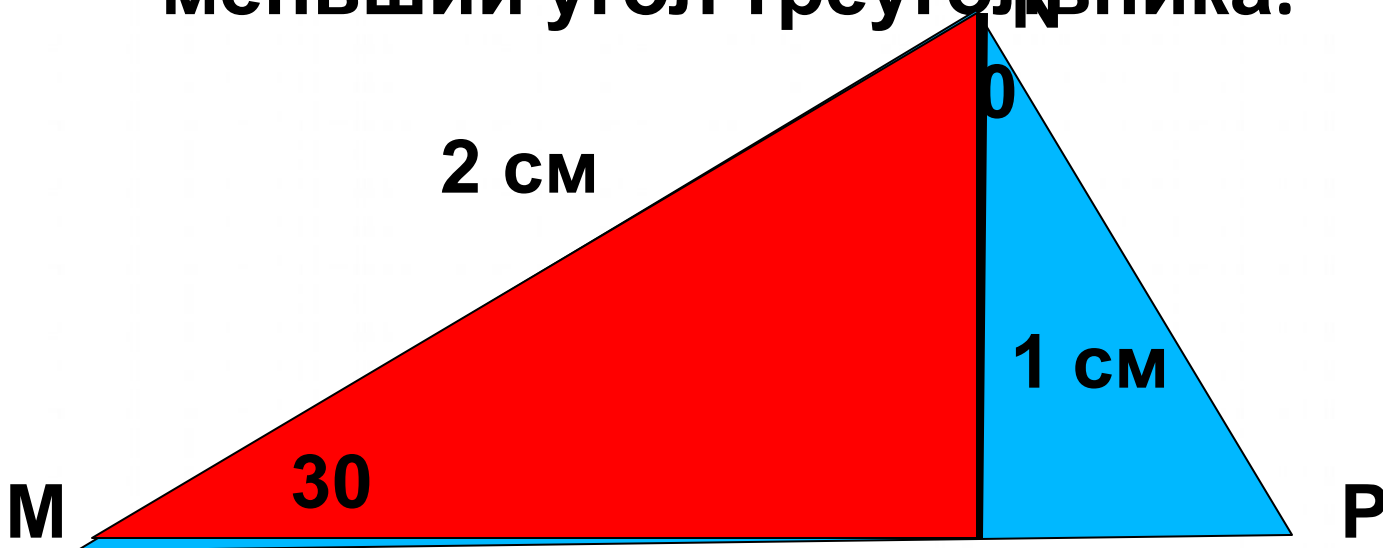
$$\begin{cases} y = \sin 90 \\ x = 25y + 45 \end{cases}$$

$$\begin{cases} y = 1 \\ x = 25 + 45 \\ \hline x = 70 \end{cases}$$

$$(x+y)(x-y) = x^2 - y^2$$

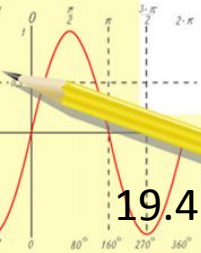


В прямоугольном треугольнике высота, проведенная к гипотенузе, равна 1 см, а один из катетов треугольника равен 2 см. Найдите меньший угол треугольника.



$$\begin{array}{r} 2500 \\ \times 42 \\ \hline 2100 \\ + 8400 \\ \hline 105000 \end{array}$$

- 2 x 2 = 4
- 3 x 3 = 9
- 4 x 4 = 16
- 5 x 5 = 25
- 6 x 6 = 36
- 7 x 7 = 49
- 8 x 8 = 64
- 9 x 9 = 81



$$\frac{a}{\sin A} = \frac{b}{\sin B} = \frac{c}{\sin C}$$

$$\frac{a}{c} + \frac{b}{c} = \frac{a+b}{c}$$

$$\sin 90^\circ = 1$$

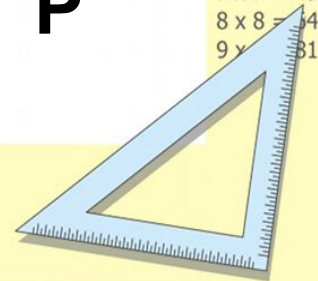


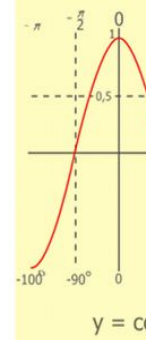
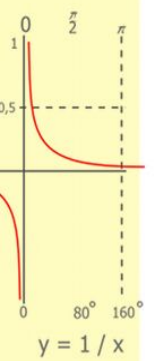
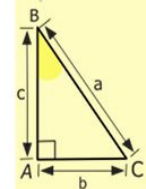
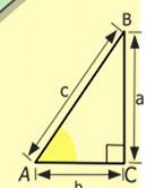
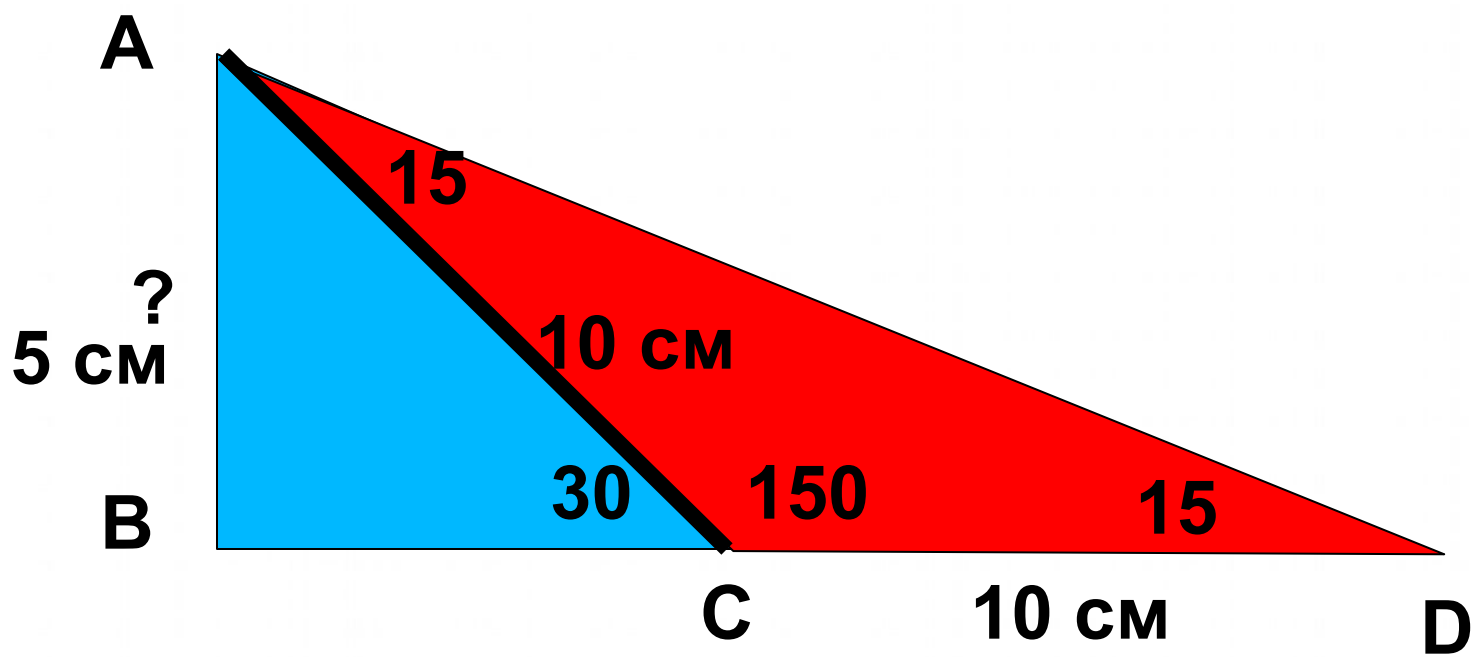
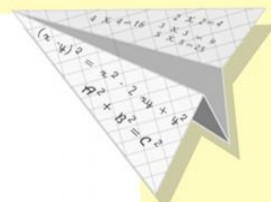

$$\begin{cases} y = \sin 90 \\ x = 25y + 45 \end{cases}$$

$$\begin{cases} y = 1 \\ x = 25 + 45 \\ \hline x = 70 \end{cases}$$

$$(x+y)(x-y) = x^2 - y^2$$

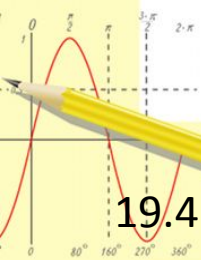
19.4.13





$$\begin{array}{r} 2500 \\ \times 42 \\ \hline 2100 \\ + 840 \\ \hline 105000 \end{array}$$

- 2 x 2 = 4
- 3 x 3 = 9
- 4 x 4 = 16
- 5 x 5 = 25
- 6 x 6 = 36
- 7 x 7 = 49
- 8 x 8 = 64
- 9 x 9 = 81



19.4.13

$$\frac{a}{A} = \frac{b}{\sin B} = \frac{c}{\sin C}$$

$$\frac{a}{c} + \frac{b}{c} = \frac{a+b}{c}$$

$\sin 90^\circ = 1$



$$\begin{cases} y = \sin 90 \\ x = 25y + 45 \end{cases}$$

$$\begin{cases} y = 1 \\ x = 25 + 45 \\ \hline x = 70 \end{cases}$$

$$(x+y)(x-y) = x^2 - y^2$$

