



# РАДУГА ЦВЕТОВ

**Назови, что бывает такого  
цвета**

**(сенсорное воспитание)**

**Младший возраст**

**3-4 года**

**Алейник Н.В.**

**Россия**

**Краснодарский край**

**2015**








**ТП «Всплывающие  
окна»**















## **РЕБЯТА!**






**Посмотрите на цветные кирпичики,  
наведите на них курсор и  
вы увидите, что бывает вокруг нас  
акого же цвета. Назовите.  
Удачи Вам!**






















































# Алейник Наталья Владимировна



Воспитатель детского сада,  
МБДОУ «ДС № 8 «Теремок»  
ст. Канеловская  
Староминский район  
Краснодарский край  
[NatalijaAW@yandex.ru](mailto:NatalijaAW@yandex.ru)

# ИСПОЛЬЗУЕМЫЕ ИСТОЧНИКИ

1. Портфель
2. Море
3. Арбуз
4. Снег
5. Листья
6. Сирень
7. Небо
8. Цветик с заборчиком
9. Лимоны
10. Апельсины
11. Ночь
12. Шоколад
13. Фон титула
14. Фон презентации
15. Девочка
16. Шары

1. Автор приема «Всплывающие окна» - Аствацатуров Георгий Осипович
2. Идея позаимствована у Новгородцевой Ольги Владимировны, г. Первоуральск