

# Game “Run to the Board”



# • Which table looks better?

name	surname	exam 1	exam 2	exam 3	exam 4	average
Miras	Maskatov	78	83	65	95	80.25
Aibol	Ruslanov	30	40	50	60	45
Aiturlan	Nurzhigitov	32	59	60	82	58.25
Zhangir	Ruslanov	50	45	80	80	63.75

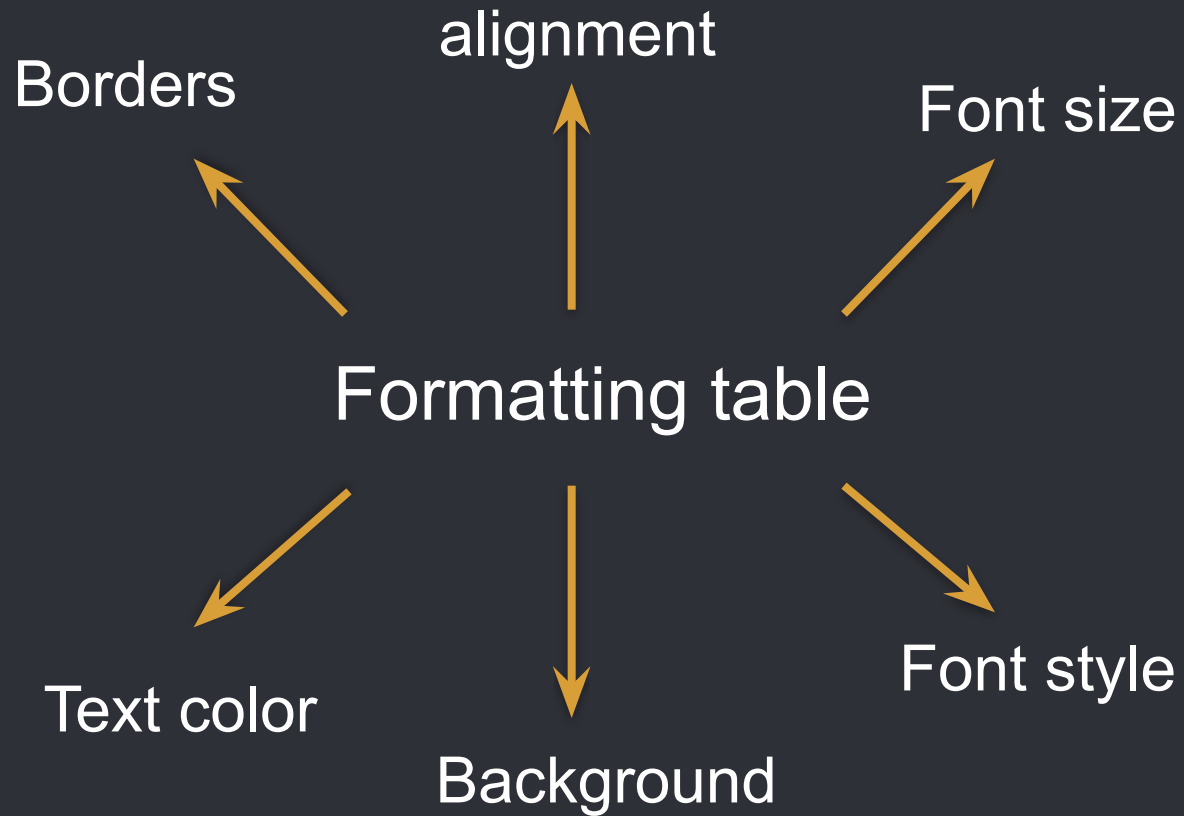
OR

name	surname	exam 1	exam 2	exam 3	exam 4	average
Miras	Maskatov	78	83	65	95	80.25
Aibol	Ruslanov	30	40	50	60	45
Aiturlan	Nurzhigitov	32	59	60	82	58.25
Zhangir	Ruslanov	50	45	80	80	63.75



# FORMATTING TABLE

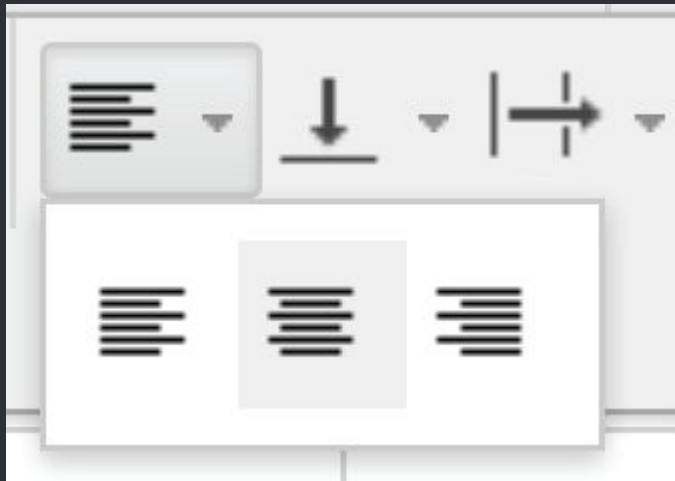
[https://www.youtube.com/watch?v=avk7Gsu8\\_vA](https://www.youtube.com/watch?v=avk7Gsu8_vA)



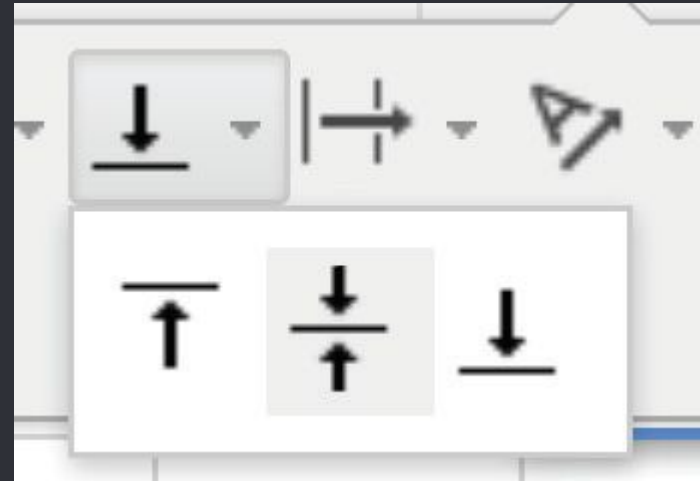
1. **alignment** is a position of data in a cell.

## Change Alignment (or 'align')

horizontal



vertical






2. change the **font size.**

This **highlights** important information  
in the table



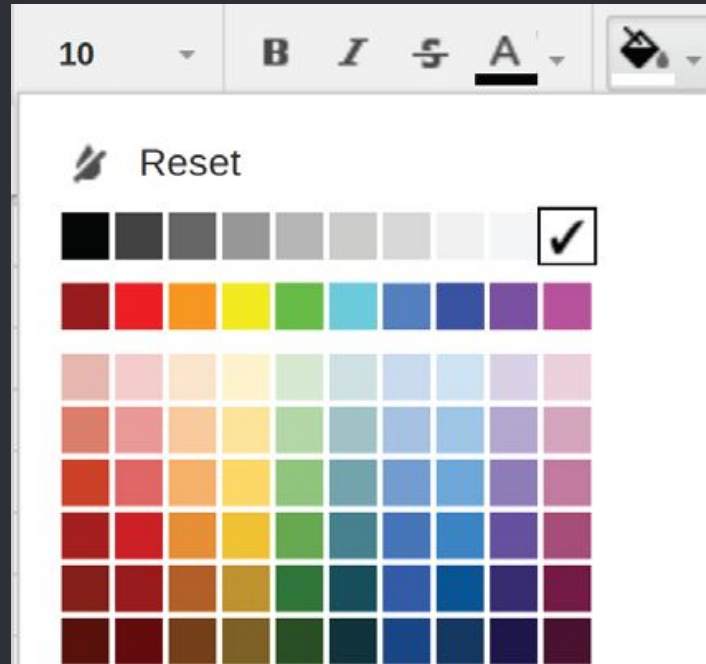
### 3. choose a *different* font.

Make the **header** cells  
in your table



4. change the  
font style to  
**Bold, Underline**  
or *Italic*.

5. you can change the colour of the text or cell background  
It makes your table look better.



- 6. you can use cell borders to create boundaries for your table.


The image shows a spreadsheet application interface. At the top, there is a toolbar with various icons. Red arrows and numbers 1 through 6 point to specific features in the toolbar:

- 1: Points to the 'Fill Color' icon (a paint bucket).
- 2: Points to the 'Font Color' icon (an 'A' with a colored underline).
- 3: Points to the 'Font Family' dropdown menu (currently showing 'Arial').
- 4: Points to the 'Font Size' dropdown menu (currently showing '10').
- 5: Points to the 'Bold' button (a bold 'B').
- 6: Points to the 'Italic' button (an italic 'I').

Below the toolbar, there is a table with the following structure:

To-do list				
No	What to do	Deadline	Priority	Note
1	Prepare report about quadratic equation	19.12.2017	urgently	Submit to math teacher
2	Exercise 4, 5, 7 on page 23	18.12.2017	important	Physics
3	Read chapter 4	25.12.2017	not urgently	Kazakh history
4	Prepare for exam	20.12.2017	urgently	Geometry



## Practice

Make a table and fill with the following contents:

- 1) Name of hobbies
- 2) Category of the hobbies
- 3) How often you practice these hobbies
- 4) Advantages of these hobbies for you

# Иық тірескен шеңбер





Thanks!

ANY QUESTIONS?