



Navisworks API Training

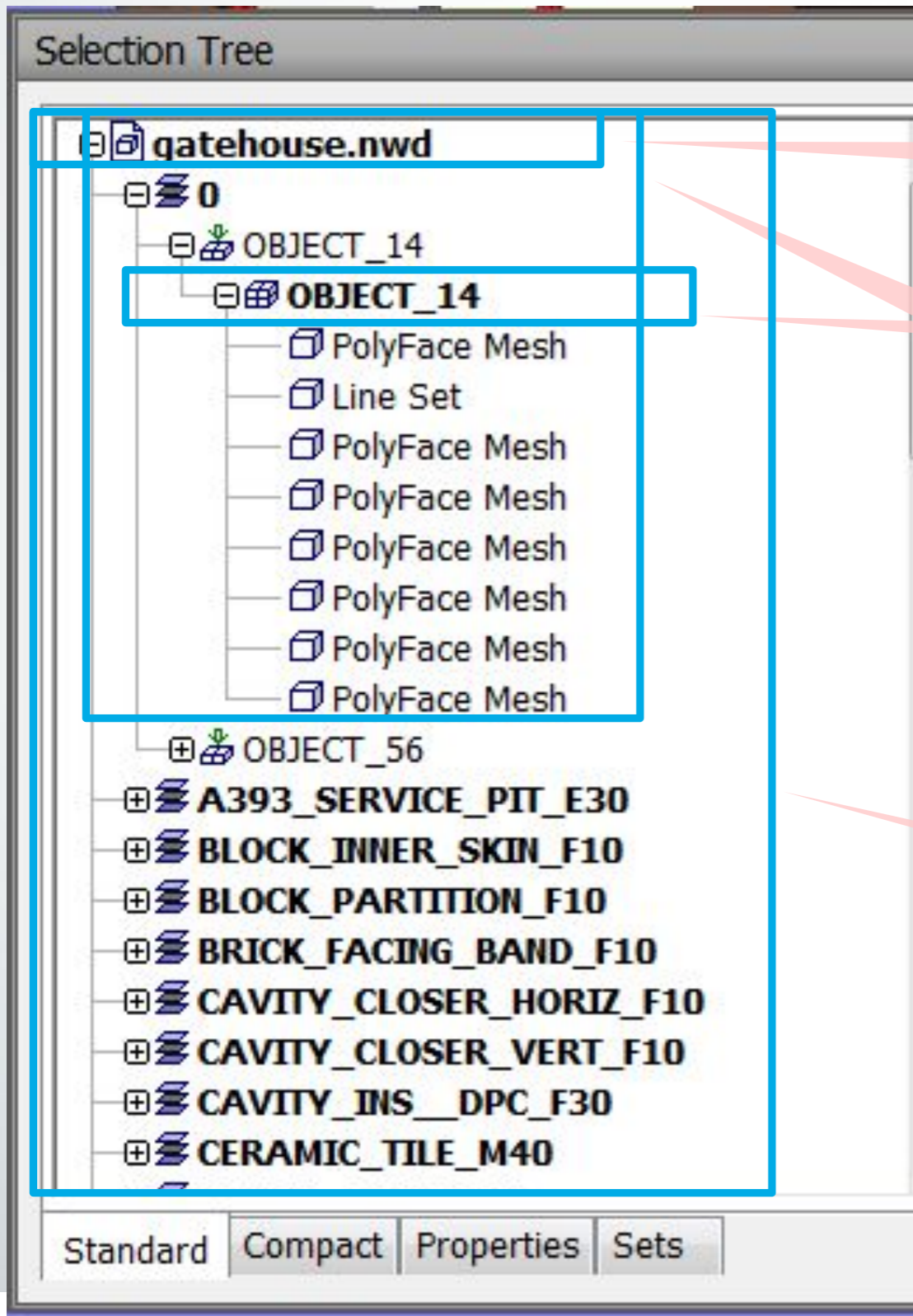
Lab 4 – Model



Agenda

- Model and ModelItem
- Attributes of Model Item Geometry

Model and ModelItem



Root Item

Model Item

Model Item Hierarchy:

- Self
- Children
- Decedents
- Ancestors

Model

ModelItem

- Represent a node in selection tree of UI
- same information like UI are available
 - IsHidden, IsCollection, IsComposite, DisplayName
- Store the properties
 - PropertyCategories (see Lab [Properties])
- Hierarchy
 - Ancestors: All ancestors of this item (excluding item itself) within the model hierarchy
 - AncestorsAndSelf : All ancestors of this item (including item itself) within the model hierarchy
 - Children: Children of this item within the model hierarchy (first level of child)
 - Descendants: All descendants of this item (excluding item itself) within the model hierarchy
 - DescendantsAndSelf :All descendants of this item (including item itself) within the model hierarchy

Querying Model

- Get specific model in the document

```
Model model = doc.Models[0];
```

- Get root Item of a model

```
ModelItem root = model.RootItem;
```

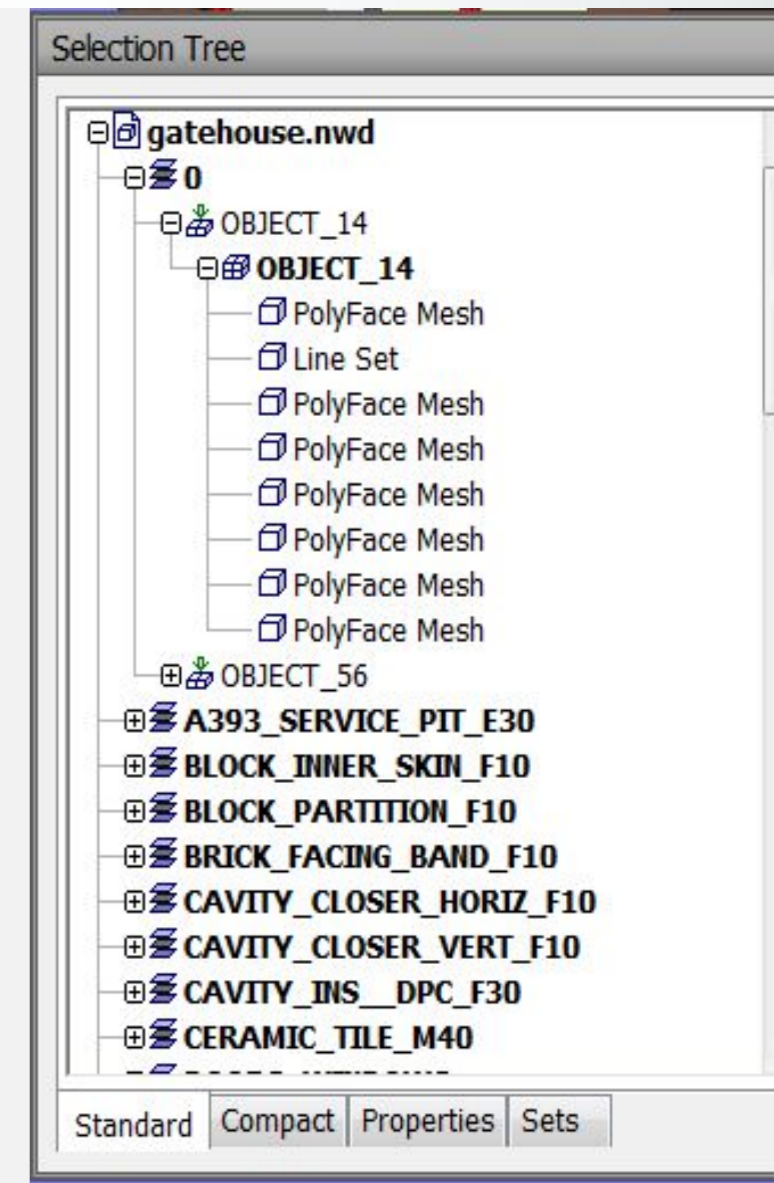
- Query property of model item

```
bool is_hidden = root.IsHidden;
```

Demo: Hierarchy of Model Tree

```
private void recursTree()
{
    Document oDoc = Autodesk.Navisworks.Api.Application.ActiveDocument;
    ModelItem rootItem = oDoc.Models[0].RootItem;
    //rootItem.DisplayName_
    //recurs from root item
    recursModel(rootItem);
}

// recurs function
private void recursModel(ModelItem oParentModItem)
{
    foreach (ModelItem oSubModItem in oParentModItem.Children)
    {
        //Dump information of this item such as :
        //oSubModItem.DisplayName
        //recurs the children of this item
        recursModel(oSubModItem);
    }
}
```



Current Selection

- Document.CurrentSelection
- Store collection of model items that are selected
 - ModelItemCollection

```
//Get current selection
```

```
ModelItemCollection oModelColl= doc.CurrentSelection.SelectedItems;
```

```
//create a collection add the 9th item of the tree to the collection
```

```
ModelItemCollection oNewItem = new ModelItemCollection();
```

```
oItems.Add(doc.Models.First.RootItem.Children.ElementAt<ModelItem>(9));
```

```
//iterate over the selected Items
```

```
foreach (ModelItem item in Autodesk.Navisworks.Api.Application.ActiveDocument.  
CurrentSelection.SelectedItems)
```

```
{
```

```
//Add the children of the selected item to a new collection
```

```
newCollection.AddRange(item.Children);
```

```
}
```

```
//iterate over the selected Items
```

```
foreach (ModelItem item in Autodesk.Navisworks.Api.Application.ActiveDocument.  
CurrentSelection.SelectedItems)
```

```
{
```

```
//Add the Descendants of the selected item to a new collection
```

```
newCollection.AddRange(item.Descendants);
```

```
}
```

ModelGeometry

- Represents the geometry node in the Hierarchy
- No primitives information
 - Need use COM API (see Lab [COM Interop])
- **ModelItem.Geometry**
 - Geometry for this item, null if it does not have geometry
 - ModelItem.HasGeometry

Bounding Box

- **BoundingBox3D**
- Extents which aligns 3D Axis
- Identifies a cuboid-shaped bounded area in 3D space
- **ModelGeometry.BoundingBox**
 - extents of a model item
- **ModelItemCollection.BoundingBox**
 - bounding box of all items contained in the collection

```
// check if the bounding box of two items are intersected
ModelItemCollection oSelItems = doc.CurrentSelection.SelectedItems;
ModelItem oItem1 = oSelItems.ElementAt<ModelItem>(0);
ModelItem oItem2 = oSelItems.ElementAt<ModelItem>(1);
bool isIntersect = oItem1.Geometry.BoundingBox.Intersects(
    oItem2.Geometry.BoundingBox);
```

Where Clause

- Deeper search
 - Common search

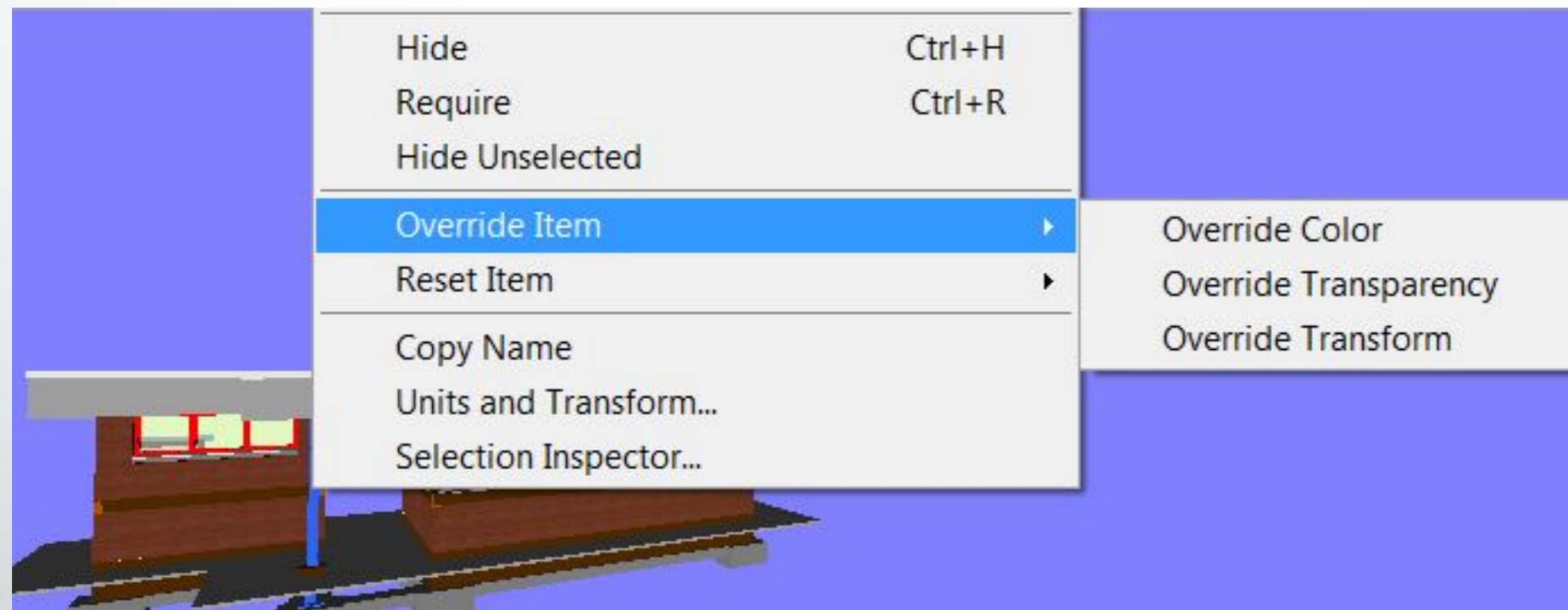
```
//from root item, find those items that has geometry and is required.
```

```
IEnumerable<ModelItem> items =  
doc.Models.First.RootItem.Descendants.  
Where(x => x.HasGeometry && x.IsRequired);
```

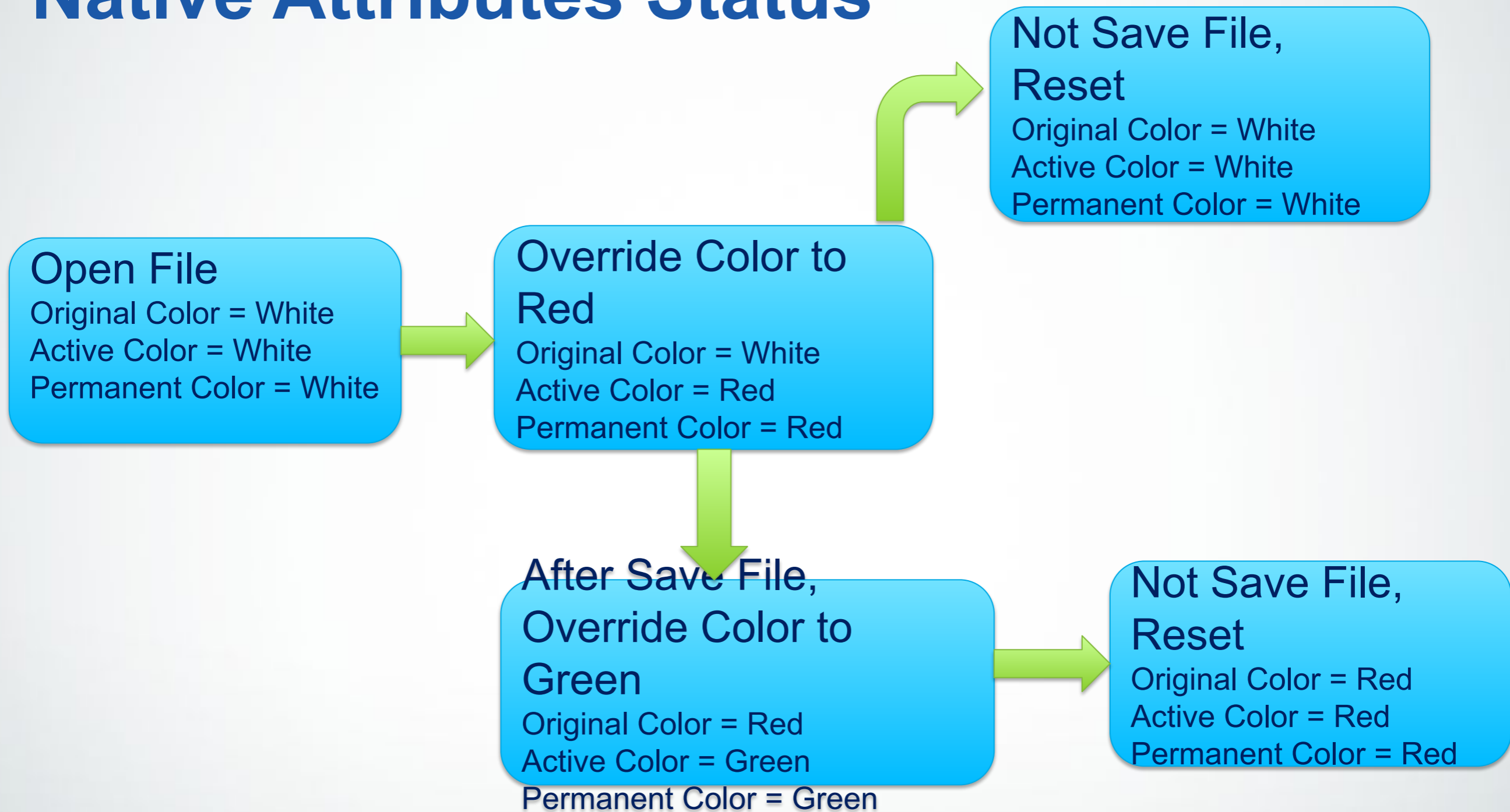
- Search API : (see Lab [Search])

Attributes of Model Item Geometry

- Native attributes from original CAD file
 - Apply to model geometry node
 - Transforms: translation, rotation, and scale
 - Appearance: color and transparency
- Attributes in Navisworks scene view
 - Hidden, Required
- .NET API
 - Can access/modify appearance and transforms
 - Can access/modify hidden, required



Native Attributes Status



- When we say "override attributes", it is to override data of "permanent".

Color

- **ModelGeometry.ActiveColor**
 - Current (visible) color for this geometry
- **ModelGeometry.OriginalColor**
 - Original color for this geometry (as specified by design file)
- **ModelGeometry.PermanentColor**
 - Permanent color for geometry. Either original color or color explicitly overridden by user
- **DocumentModels.OverridePermanentColor**
 - Override the permanent color of all ModelGeometry descendants of items.
- **Color class**
 - Represents a color as three floating-point components (r,g,b) with a normal range 0.0 to 1.0

```
//change the color of selected items to red  
doc.Models.OverridePermanentColor(doc.CurrentSelection.SelectedItems,  
Color.Red);
```

Transparency

- **ModelGeometry.ActiveTransparency**
 - Current (visible) transparency for this geometry
- **ModelGeometry.OriginalTransparency**
 - Original transparency for this geometry (as specified by design file)
- **ModelGeometry.PermanentTransparency**
 - Permanent transparency for geometry. Either original color or color explicitly overridden by user
- **DocumentModels.OverridePermanentTransparency**
 - Override the permanent transparency of all ModelGeometry descendants of items.
 - Range: 0.0-1.0

```
//change the transparency of the current selection to 0.5
```

```
doc.Models.OverridePermanentTransparency( doc.CurrentSelection.SelectedItems,0.5);
```

Transform

- **ModelGeometry.ActiveTransform**
 - Currently active transform of the geometry
- **ModelGeometry.OriginalTransform**
 - Original transform of the geometry when it was loaded
- **ModelGeometry.PermanentOverrideTransform**
 - Transform applied to the original transform of the model geometry
- **DocumentModels.OverridePermanentTransform**
 - Apply an incremental transformation of all ModelGeometry descendants
 - Transform3D: generic transform in 3D space. Provide static methods of translation, rotation

```
Document doc = Autodesk.Navisworks.Api.Application.MainDocument;
// current selection
ModelItemCollection coll = doc.CurrentSelection.SelectedItems;
//build a vector for moving, along
Vector3D oNewVector3d = new Vector3D(1, 1, 0);
// orthogonal transforms + translation
//build an identity matrix which represents orthogonal transforms
Matrix3 oNewIdentityM = new Matrix3();

//create a transform from a matrix with a vector.
Transform3D oNewOverrideTrans = new Transform3D(oNewIdentityM, oNewVector3d);
//override the transformation of the selection
doc.Models.OverridePermanentTransform(coll, oNewOverrideTrans, true);
```

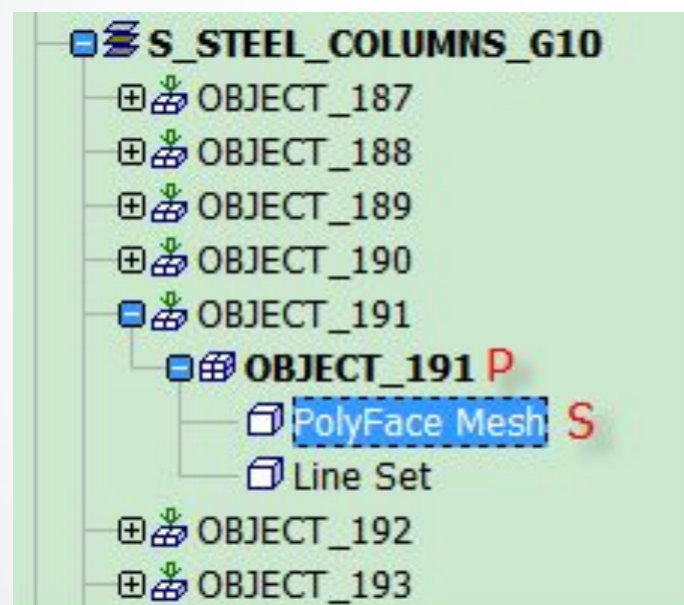
Hide Object

- **DocumentModels. setHidden**
 - Set visible or invisible

```
//build a collection of model items  
ModelItemCollection hidden = new ModelItemCollection();  
//add current selected items and all of their descendants to the collection  
hidden.AddRange(oDoc.CurrentSelection.SelectedItems);  
//hide all of them  
oDoc.Models.SetHidden(hidden, true);
```


Override Native Attributes of Unselected Items

- Challenge: parent and ancestors of selected item are not selected.
 - Cannot override attributes of parent and ancestors, otherwise, the item itself will be overridden.
 - Must filter out all those items



S: dad, I am selected, how about overriding attributes of unselected guys?

P: I am NOT selected, but I am your parent, Are you going to override attribute of mine? if that, you will be also overridden!

- Way1: Traverse and filter out item one by one. See this [blog](#)
- Way2: ModelItemCollection.Invert

Reset Attributes

- **DocumentModels.ResetAllPermanentMaterials**
 - reset the status all items since last saving (color and transparency)
- **DocumentModels.ResetPermanentMaterials**
 - reset the status specific items since last saving (color and transparency)
- **DocumentModels.ResetAllPermanentTransforms**
 - reset the status all items since last saving
- **DocumentModels.ResetPermanentTransform**
 - reset the status specific items since last saving
- **DocumentModels.ResetAllHidden**
 - reset the status all items status of hidden

```
//reset appearance of selected items
```

```
doc.Models.ResetPermanentMaterials(doc.CurrentSelection.SelectedItems);
```

```
//reset transform of selected items
```

```
doc.Models.ResetPermanentTransform(doc.CurrentSelection.SelectedItems);
```

```
//reset hidden status of all items
```

```
doc.Models.ResetAllHidden();
```

Exercise

- Create a plugin
- Ask the user to select some items.
- Find other items whose boundingbox intersect with that of the selected items.
- Highlight other items as well

