

# Playable Ads

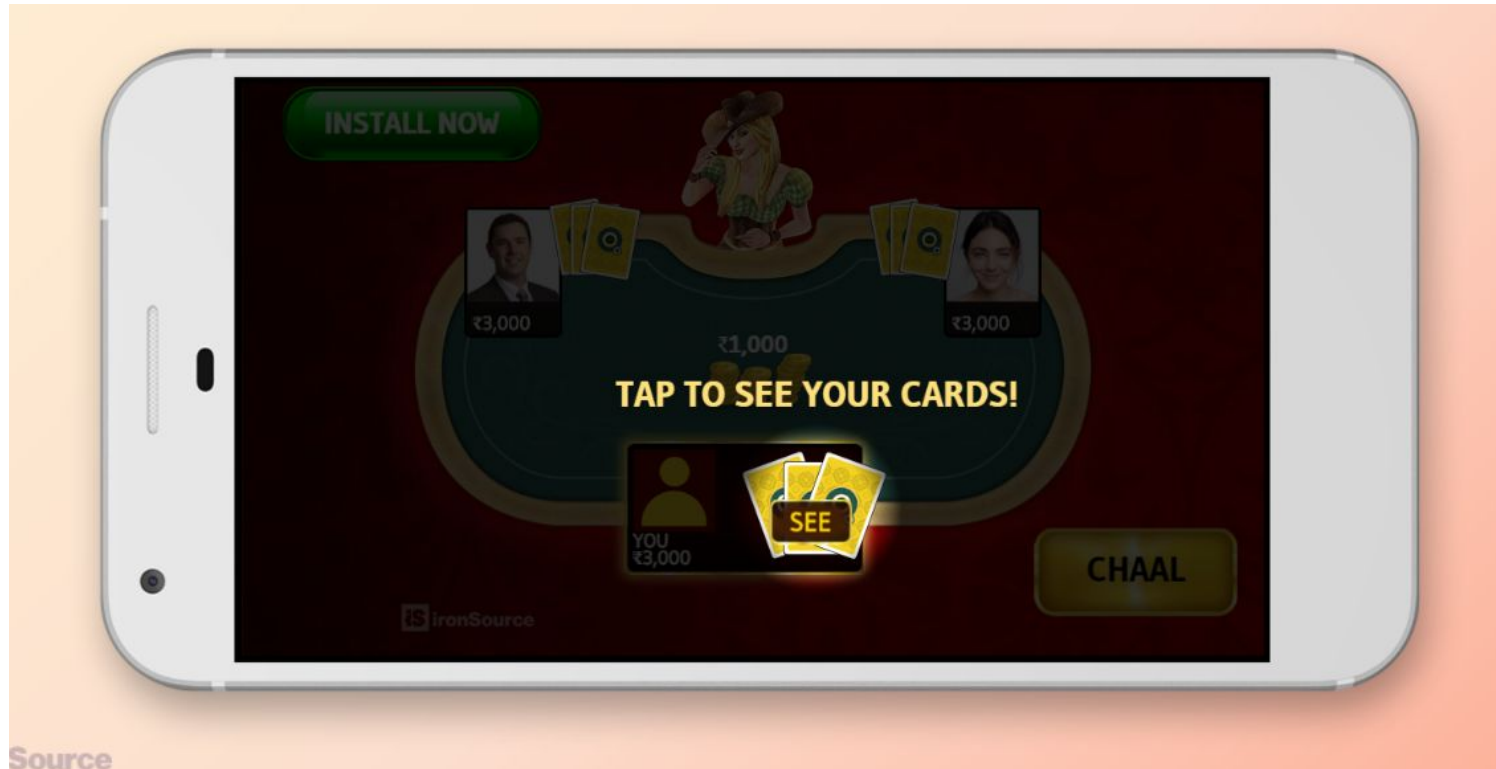
Teen Patti – Indian Poker

# Step1 – Card Distribution



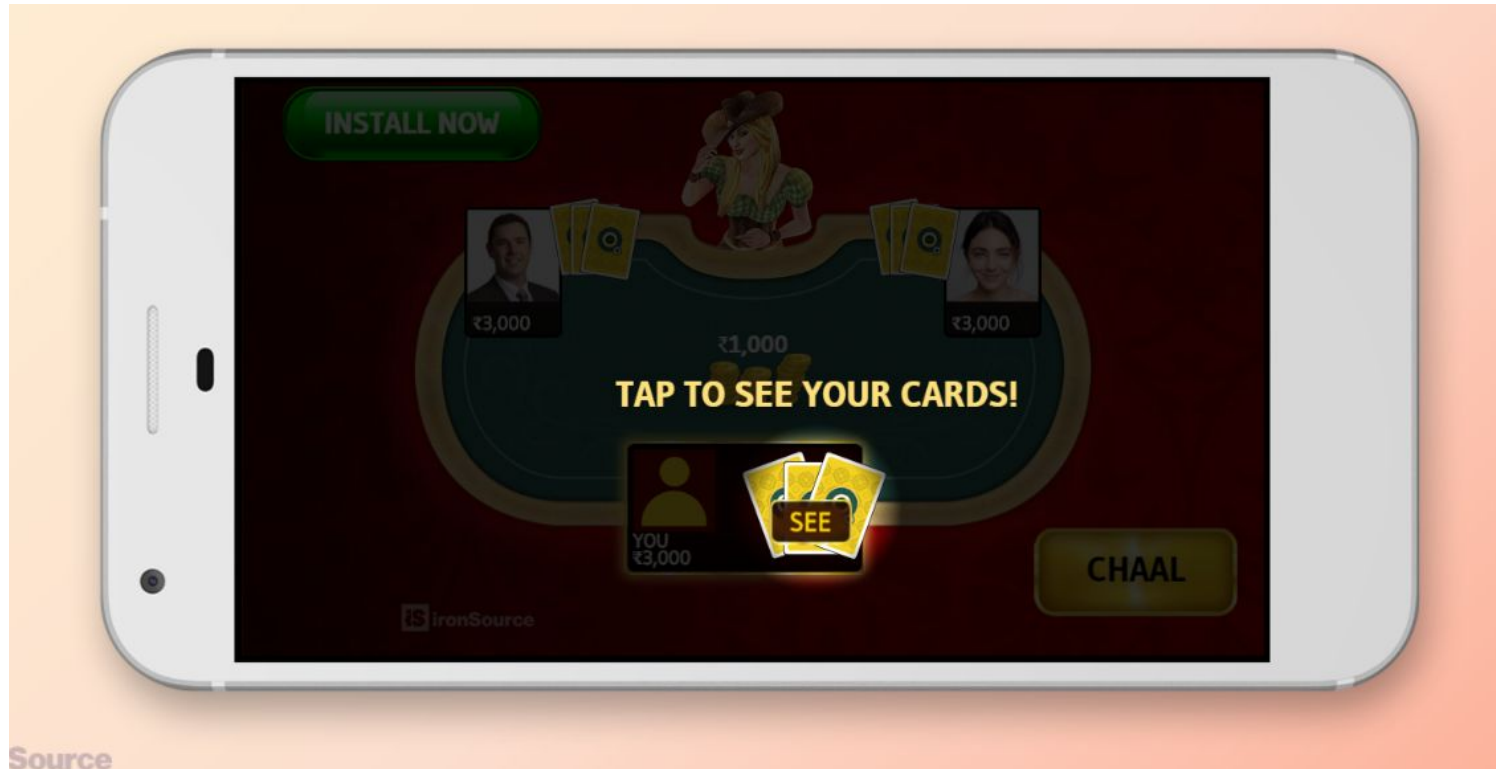
The cards have been distributed. No changes in this.

## Step 2 – Blind Chaal



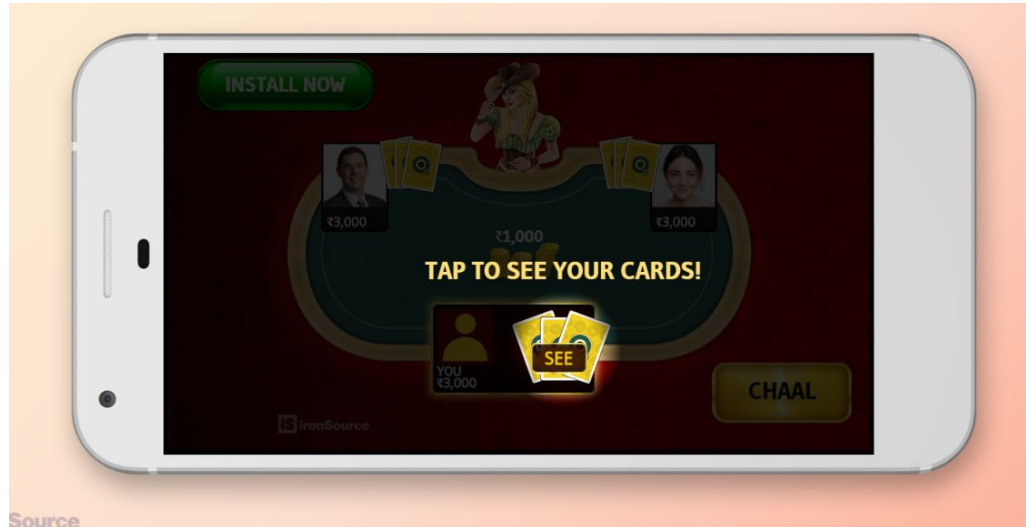
Don't show the cards, Instead put a "blind" bet here which means betting without watching cards. We can write "**Blind Chaal**" instead of "**see**" along with "**Tap to bet blind**".

## Step 3 – Player next to us will fold on blind turn



Now after a “Blind bet” is complete. The person sitting next to us will fold & the girl will play her bet. (Note – no one else have played a blind bet, thus the person who is folding will put in no money & fold, the girl have to put double of what we bet as she didn't play blind, example – if I bet Rs.10k, the girl will put 20k in the pot)

# Step 4 – Gameplay



Source

After girl had played her bets, this screen will appear with “tap to see your cards” after which our cards will open

Now, this screen will appear & a person can click on chaal to bet more money, this betting must be double of our last bet. i.e. 20k.

The folded person will not get a chance & he is out of play (don't show his cards open), the girl will play her bet, 40k.



# Step 4 – Betting completed




After girl plays her 40k bet, player will play a bet of 80k, folded person wont do anything & girl will ask for the show by putting in double money i.e. 160k.

On showdown, our and girl's card will open after which winner is declared & will take the pot.



# Step 5 – Final screen



Please change the text of this screen to “ Play Teen Patti & Variations against live players!”