







Урок Симметрия фигур



Симметричные фигуры




ПРЕДМЕТЫ ОКРУЖАЮЩЕЙ СРЕДЫ



57

Раскрась симметричные предметы.


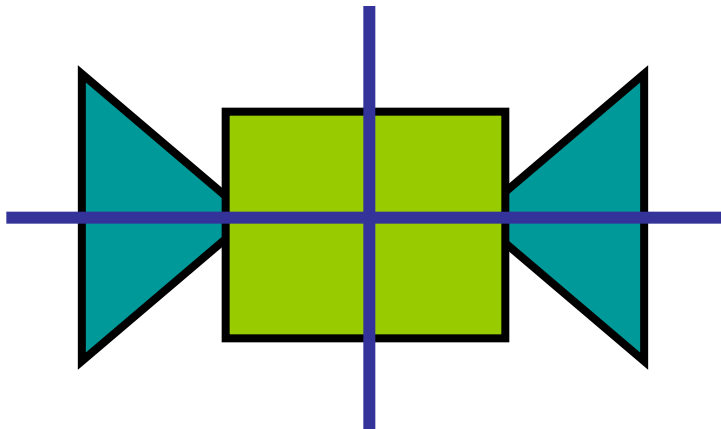
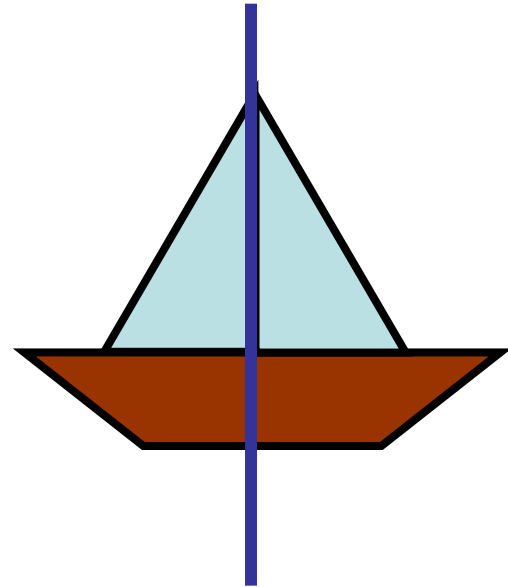

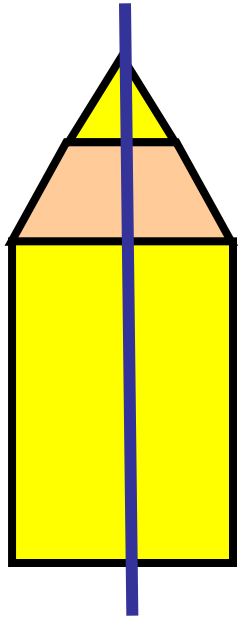


58 Диктант по клеточкам с отражением.

The diagram shows a grid divided into two columns, labeled 'А' and 'Б'. Each column contains three shapes drawn on the grid lines. The shapes in column 'Б' are reflections of the shapes in column 'А' across a vertical line.

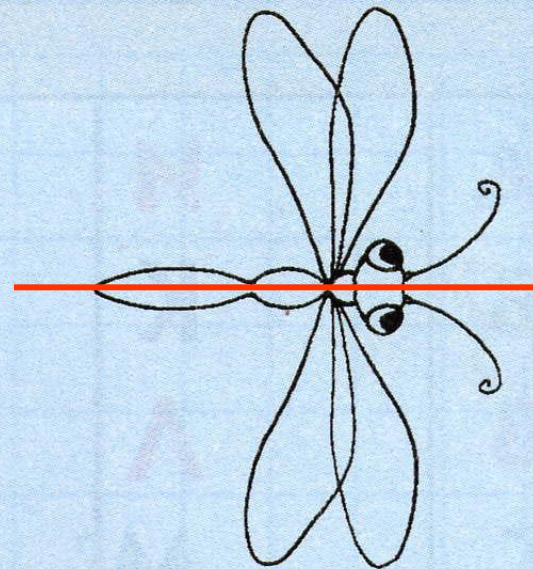
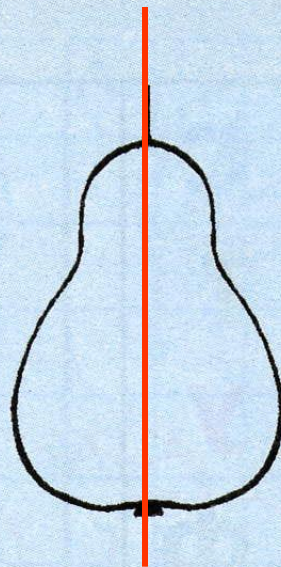
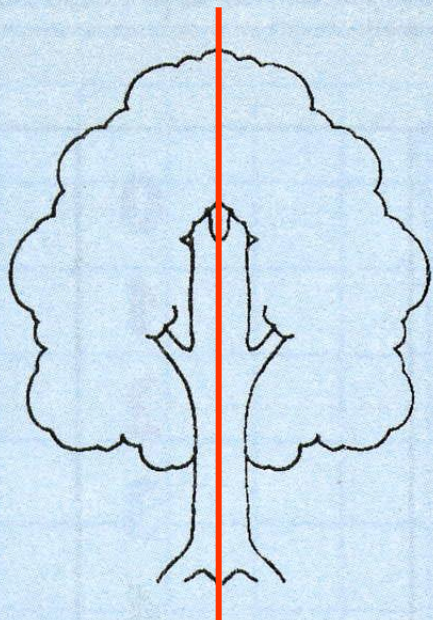
- Row 1:** Column 'А' has a black horizontal rectangle with a dot on its left side. Column 'Б' has a red horizontal rectangle with a dot on its right side.
- Row 2:** Column 'А' has a black stepped shape with a dot on its top-right corner. Column 'Б' has a green stepped shape with a dot on its top-left corner.
- Row 3:** Column 'А' has a black stepped shape with a dot on its top-right corner. Column 'Б' has a blue stepped shape with a dot on its top-left corner.

Симметричные фигуры



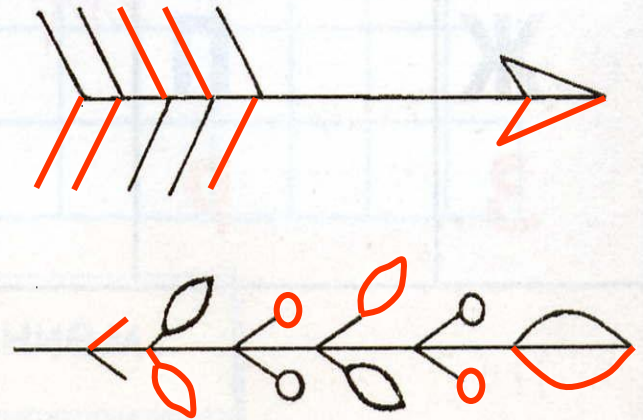

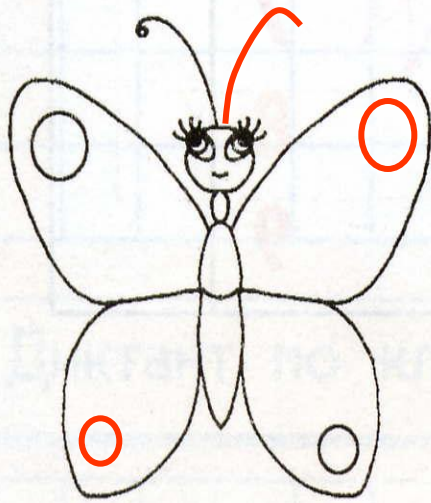
61

Проведи оси симметрии у предметов.



62

Дорисуй и раскрась рисунки, сделав их симметричными по форме и цвету.



МОЛОДЦЫ!
Все хорошо поработали.

СПАСИБО !!!

