

Анимированный плакат

Письменные буквы русского алфавита



Аа Аа	Бб Бб	Вв Вв	Гг Гг	Дд Дд
Ее Ее	Ёё Ёё	Жж Жж	Зз Зз	Ии Ии
Йй Йй	Кк Кк	Лл Лл	Мм Мм	Нн Нн
Оо Оо	Пп Пп	Рр Рр	Сс Сс	Тт Тт
Уу Уу	Фф Фф	Хх Хх	Цц Цц	Чч Чч
Шш Шш	Щщ Щщ	Ъъ Ъъ	Ыы Ыы	Ьь Ьь
Ээ Ээ	Юю Юю	Яя Яя		

A a

A a



a





Б б

Б

б







B B

B b b






6



B



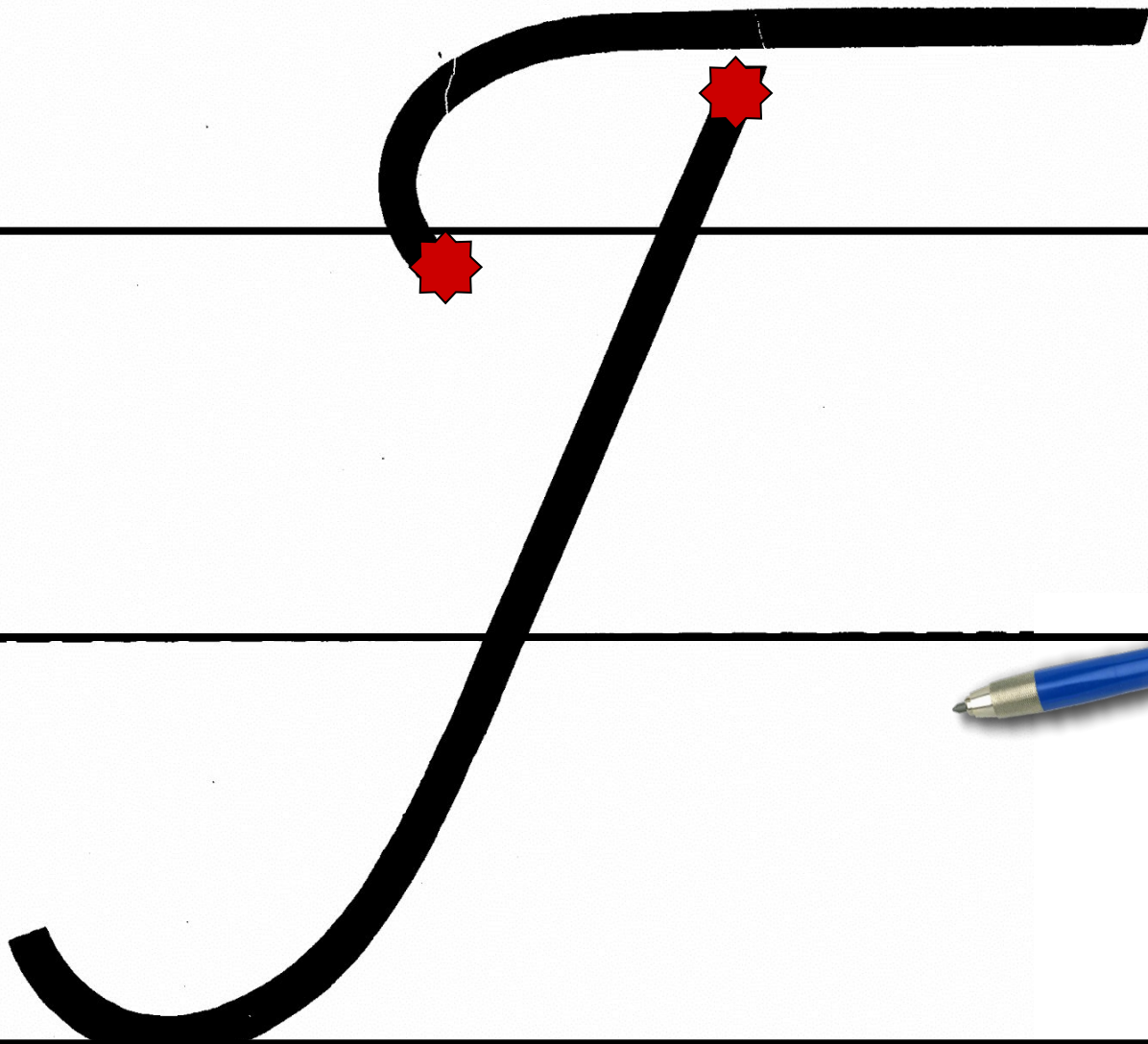


Handwritten cursive letter 'r' on a four-line grid. The letter starts at the bottom line, curves up to touch the top line, and then curves back down to the bottom line. A dashed line is positioned between the top and middle lines. A small number '2' is written below the letter, indicating the second stroke.



2






Дд

Dd



g





E e

E

e



e





E e


Ë

ë



e





Ж ж

Ж

ж

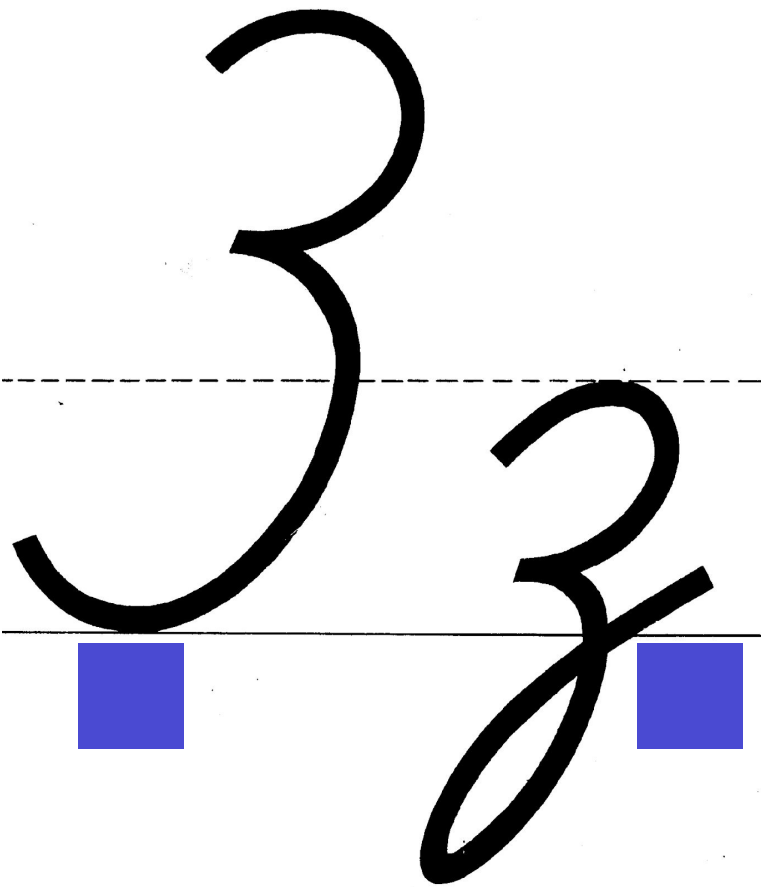


2K





3 3



3



3



И И

И И

и и





u



21







Kk

Kk



Handwritten cursive letter 'k' with two red starburst markers indicating stroke direction or entry points.



Handwritten cursive letter 'K' on a four-line grid. Two red starburst markers indicate the starting points for the two main strokes: the top one for the upper arm and the middle one for the lower loop.



Л л

Л

л



Handwritten letter 'L' with a red starburst at the starting point.



Handwritten cursive letter 'A' on a four-line grid. A red starburst icon is at the starting point of the letter on the bottom line.




M M

M M m m



π





Н Н

Н

Н



Handwritten letter 'H' on a four-line grid. A red starburst is placed at the top of the left vertical stroke, indicating the starting point for writing.



H



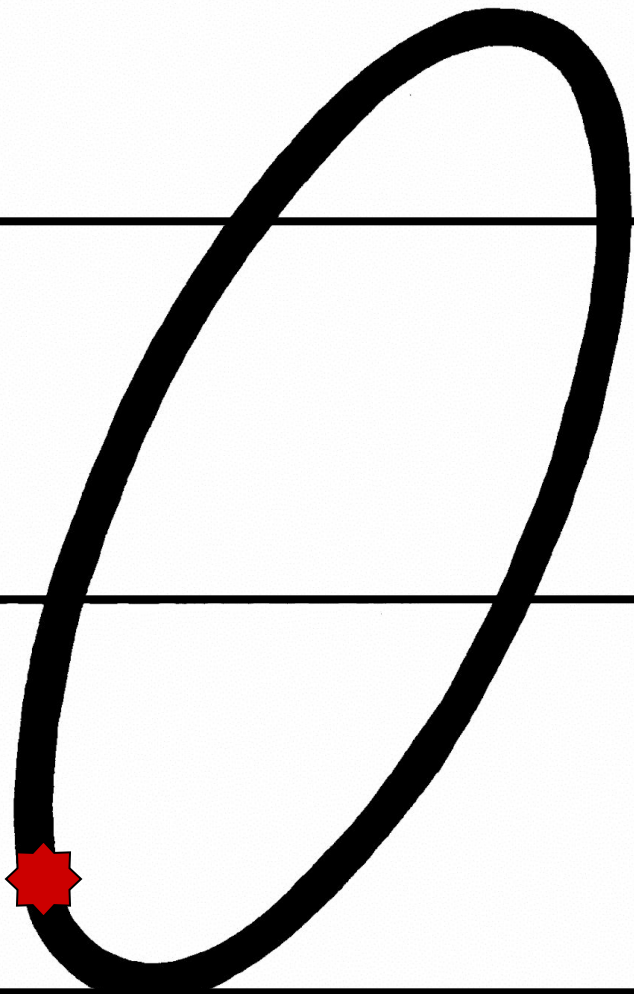



0

o









H h



12



Handwritten cursive letter 'N' on a four-line grid. The letter is drawn with a thick black stroke. Three red starburst markers indicate key points: one at the top left of the first vertical stroke, one at the top of the second vertical stroke, and one at the top of the third vertical stroke. The letter starts with a horizontal top bar that curves down into the first vertical stroke, which then curves back up to meet the second vertical stroke. The second vertical stroke curves down into the third vertical stroke, which finally curves back up to meet the top bar.



Pp





F



Cc

Cc



C



É



T t

T t



Handwritten cursive letter 'm' on a four-line grid. A red starburst icon is placed at the top of the first vertical stroke to indicate the starting point.





yy

y y



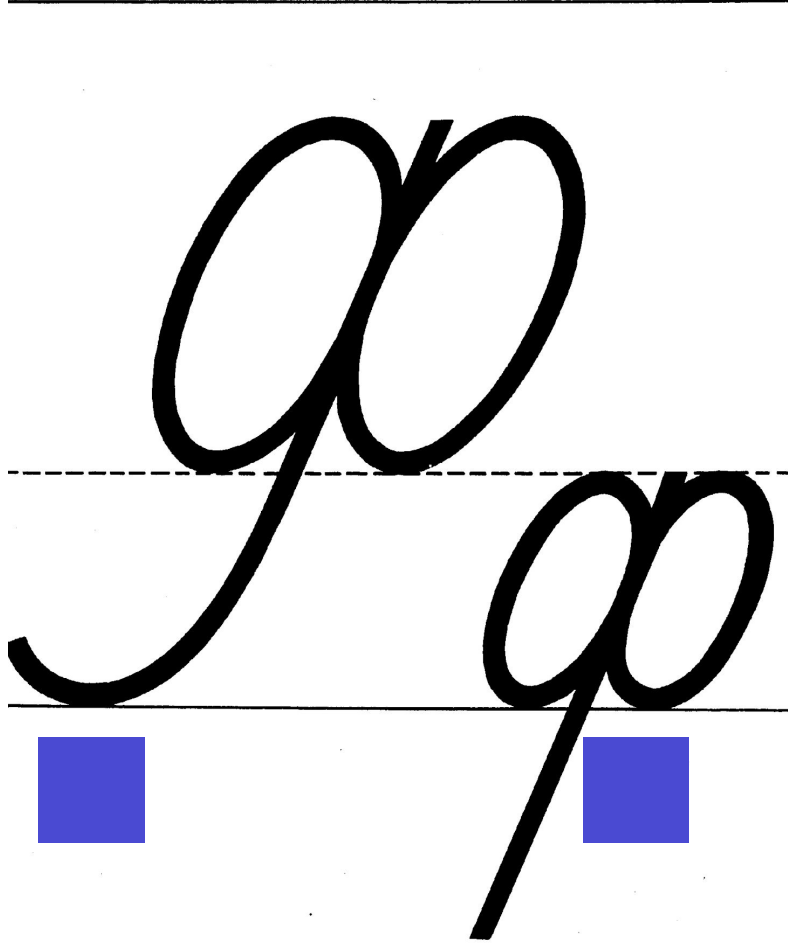
y




g



Ф ф







X x

X




x



x






Ц ц

Ц ц

Ц ц



Uy



Handwritten cursive letter 'y' on a four-line grid. A red starburst icon is placed at the top of the letter to indicate the starting point of the stroke.



44

4

4




7



Handwritten cursive letter 'y' on a four-line grid. A red starburst marks the starting point at the top line.






W

w





21





Щ щ

Щ щ





u y



W





7



Ы

Ы



64





6




6



Э э

Э э





3



Ю ю

Ю

Ю Ю



HO



10



10



Я Я

Я

я



g



g



Используемые материалы:

1. Голованов Ф.Г. *Демонстрационные карточки печатных и письменных букв*. М., Просвещение, 1971 г.
2. <http://www.lenagold.ru/fon/clipart/k/kar/karanda16.png> (картинка с изображением ручки)
3. www.it-n.ru/communities.aspx?cat_no=5025&lib_no=23224&tmpl=lib (шаблон с изображением школьной доски)



Завершить показ